

UCP

High Voltage, Miniature sized, Long Life Assurance



Smaller


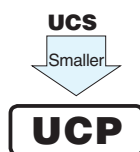


Long Life



High Ripple Current

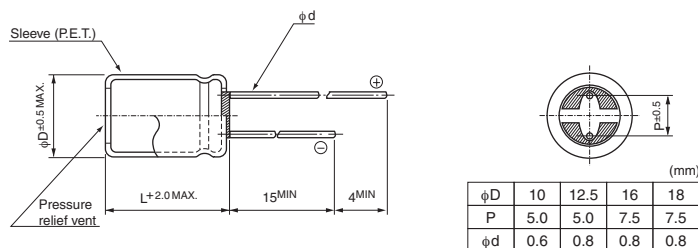
- High ripple current.
- Load life of 10000 hours at 105°C.
- Suited for ballast applications.
- Compliant to the RoHS directive (2011/65/EU).



Specifications

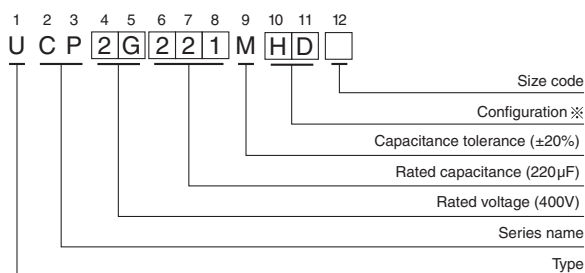
Item	Performance Characteristics																			
Category Temperature Range	-25 to +105°C																			
Rated Voltage Range	400 to 450V																			
Rated Capacitance Range	27 to 220μF																			
Capacitance Tolerance	±20% at 120Hz, 20°C																			
Leakage Current	After 1 minutes' application of rated voltage at 20°C, leakage current is not more than I=0.04CV+100 (μA).																			
Tangent of loss angle (tan δ)	<table><tr><td colspan="5">Measurement frequency : 120Hz at 20°C</td></tr><tr><td>Rated voltage (V)</td><td>400</td><td>420</td><td colspan="2">450</td></tr><tr><td>tan δ (MAX.)</td><td>0.24</td><td>0.24</td><td colspan="2">0.24</td></tr></table>					Measurement frequency : 120Hz at 20°C					Rated voltage (V)	400	420	450		tan δ (MAX.)	0.24	0.24	0.24	
Measurement frequency : 120Hz at 20°C																				
Rated voltage (V)	400	420	450																	
tan δ (MAX.)	0.24	0.24	0.24																	
Stability at Low Temperature	<table><tr><td colspan="2">Measurement frequency : 120Hz</td></tr><tr><td>Rated voltage (V)</td><td>400</td><td>420</td><td colspan="2">450</td></tr><tr><td>Impedance ratio (MAX.)</td><td>Z-25°C / Z+20°C</td><td>8</td><td>8</td><td>8</td></tr></table>					Measurement frequency : 120Hz		Rated voltage (V)	400	420	450		Impedance ratio (MAX.)	Z-25°C / Z+20°C	8	8	8			
Measurement frequency : 120Hz																				
Rated voltage (V)	400	420	450																	
Impedance ratio (MAX.)	Z-25°C / Z+20°C	8	8	8																
Endurance	<div><div>The specifications listed at right shall be met when the capacitors are restored to 20°C after D.C. bias plus rated ripple current is applied for 10000 hours at 105°C, the peak voltage shall not exceed the rated voltage.</div><table><tr><td>Capacitance change</td><td>Within ±20% of the initial capacitance value</td></tr><tr><td>tan δ</td><td>200% or less than the initial specified value</td></tr><tr><td>Leakage current</td><td>Less than or equal to the initial specified value</td></tr></table></div>					Capacitance change	Within ±20% of the initial capacitance value	tan δ	200% or less than the initial specified value	Leakage current	Less than or equal to the initial specified value									
Capacitance change	Within ±20% of the initial capacitance value																			
tan δ	200% or less than the initial specified value																			
Leakage current	Less than or equal to the initial specified value																			
Shelf Life	After storing the capacitors under no load at 105°C for 1000 hours and then performing voltage treatment based on JIS C 5101-4 clause 4.1 at 20°C, they shall meet the specified values for the endurance characteristics listed above.																			
Marking	Printed with white color letter on dark brown sleeve.																			

Radial Lead Type



• Please refer to page 20 about the end seal configuration.

Type numbering system (Example : 400V 220μF)



※ Configuration

φ D	Pb-free leadwire	Pb-free PET sleeve
10	PD	
12.5 to 18	HD	

Dimensions

V	400	420	450
Cap Code	2G	W6	2W
27	270		10×31.5 300
33	330	10×31.5 320	
47	470		12.5×31.5 430
56	560	12.5×31.5 460	12.5×35.5 490
68	680		12.5×40 560
82	820		16×31.5 640
100	101	16×31.5 690	16×35.5 730
120	121	16×35.5 780	16×40 820
		▲18×31.5 800	▲18×31.5 800
150	151	16×40 920	18×40 970
		▲18×31.5 890	
180	181	18×40 1060	18×46 1090
220	221	18×46 1200	Case size φD × L (mm)

Rated ripple current (mA_{rms}) at 105°C 120Hz

▲: In this case, [6] will be put at 12th digit of type numbering system.

Frequency coefficient of rated ripple current

Frequency	60Hz	120Hz	500Hz	1kHz	10kHz or more
Coefficient	0.80	1.00	1.25	1.40	1.50

Please refer to page 20, 21, 22 about the formed or taped product spec.
Please refer to page 4 for the minimum order quantity.