THIS DRAWING IS UNPUBLISHED. RELEASED FOR PUBLICATION -,- .
© COPYRIGHT - BY TYCO ELECTRONICS CORPORATION. ALL INTERNATIONAL RIGHTS RESERVED.

| LOC | DIST |
|---|---|
| HM | 00 |

REVISIONS

| P | LTR | DESCRIPTION | DATE | DWN | APVD |
|---|---|---|---|---|---|
| | M | REV PER ECO-12-020239 | 04DEC2012 | JM | MS |

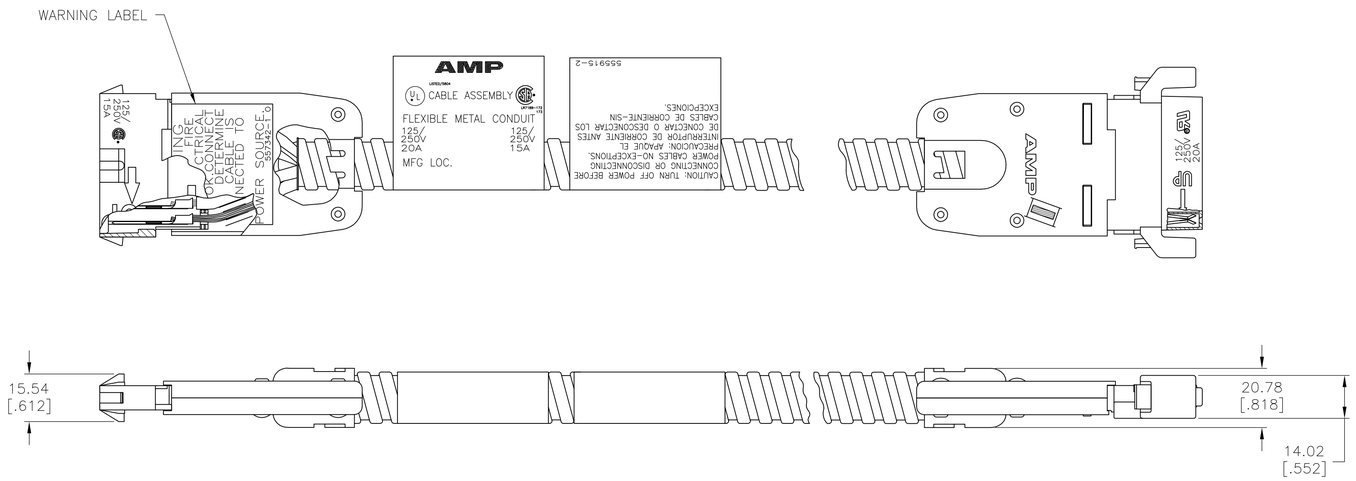


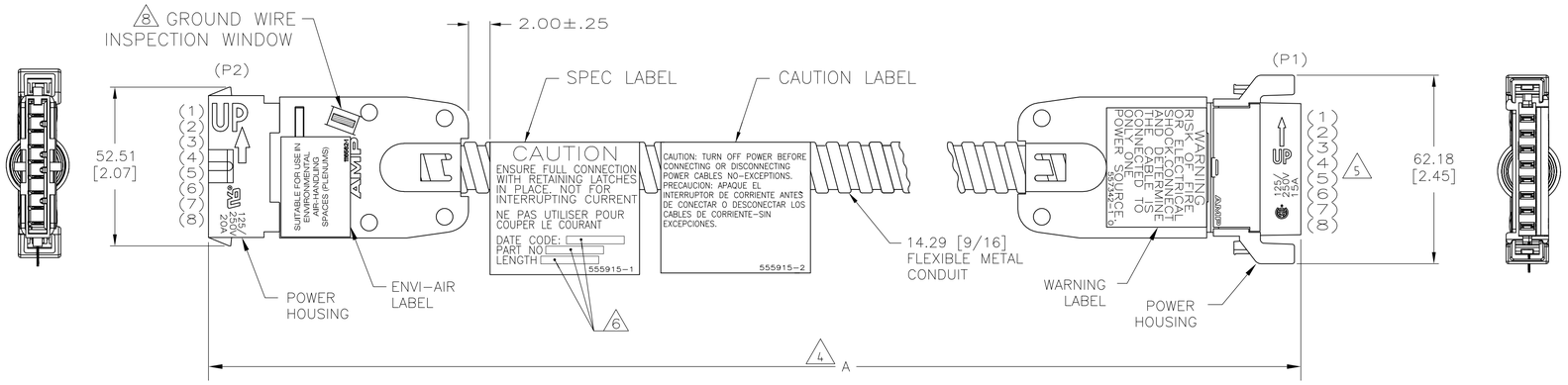


1. DIMENSIONS SHOWN ARE MAXIMUM UNLESS OTHERWISE SPECIFIED.
2. CABLE ASSEMBLY IS WIRED PER WIRING DIAGRAM.
3. MATERIAL:
   CONNECTOR HOUSINGS – POLYCARBONATE, UL 94V-0, RATED, BLACK.
   STRAIN RELIEFS – CARBON STEEL WITH NICKEL PLATING 5.08 $\mu m$ [.000200] MINIMUM THICK.
   CONTACTS – COPPER ALLOY WITH SILVER PLATED STRIP 3.81 $\mu m$ [.000150] MINIMUM THICK.
4. DIMENSION A SHALL BE MEASURED WITH CONDUIT IN THE RELAXED POSITION.
5. DESIGNATIONS IN PARENTHESES ( ) ARE FOR REFERENCE ONLY.
6. MANUFACTURING LOCATION, DATE CODE, PART NUMBER AND LENGTH SHALL BE INK STAMPED WHERE INDICATED.
7. APPLICATION: AMPINNERGY™ MODULAR POWER DISTRIBUTION SYSTEM, A MANUFACTURED WIRING SYSTEM.
8. USE GROUND WIRE INSPECTION WINDOW TO VERIFY BONDING AND GROUNDING CONDUCTOR.

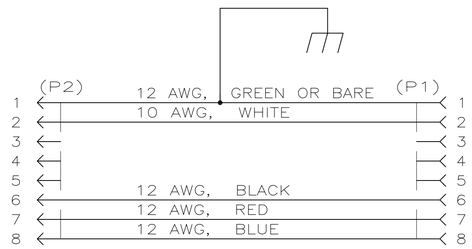


WIRING DIAGRAM
5 WIRE

| DIM A (MIN–MAX) | PART NUMBER |
|---|---|
| 15240.00 – 15316.20 [600.00 – 603.00] | 1-556730-3 |
| 7620.00 – 7696.20 [300.00 – 303.00] | 1-556730-2 |
| 1219.20 – 1231.90 [48.00 – 48.50] | 1-556730-0 |
| 4572.00 – 4622.80 [180.00 – 182.00] | 556730-3 |
| 3352.80 – 3403.60 [132.00 – 134.00] | 556730-2 |

THIS DRAWING IS A CONTROLLED DOCUMENT.

DIMENSIONS: mm [INCHES]

TOLERANCES UNLESS OTHERWISE SPECIFIED: 0 PLC ± – ; 1 PLC ± – ; 2 PLC ± – ; 3 PLC ± – ; 4 PLC ± – ; ANGLES ± –

MATERIAL – 3

FINISH – 3

DWN V. SLACK 27 JUL 90
CHK R. HUSSEY 16 JUL 91
APVD R. ROSSI 11 MAY 92
PRODUCT SPEC –
APPLICATION SPEC –
WEIGHT –

Tyco Electronics
Tyco Electronics Corporation
Harrisburg, PA 17105-3608

NAME: CABLE ASSEMBLY, POWER TO LINE, 5 WIRE –

SIZE A1 | CAGE CODE 00779 | DRAWING NO C-556730 | RESTRICTED TO –

CUSTOMER DRAWING | SCALE 1:1 | SHEET 1 OF 1 | REV M

4805 (1/08)