samtec

TIGER EYE SYSTEM™



(1,27 mm) .050"

TFC SERIES

COST SAVING RELIABLE HEADER

SPECIFICATIONS

For complete specifications and recommended PCB layouts see www.samtec.com?TFC

Insulator Material:
Black Liquid Crystal Polymer
Terminal Material:
Phosphor Bronze
Plating:
Au or Sn over
50µ" (1,27 µm) Ni
Current Rating:
2.9 A per pin
(1 pin powered per row)
Voltage Rating:
350 VAC mated with SFC
Operating Temp Range:
-55°C to +125°C
RoHS Compliant:
Yes

Processing:

Lead-Free Solderable:
Yes
SMT Lead Coplanarity:
(0,10 mm) .004" max (03-25)
(0,15 mm) .006" max (30-50)

Mates with:
SFC, SFSD, SFSDT

MATED HEIGHTS

LEAD STYLE TFC	LEAD STYLE SFC	MATED HEIGHT*
– 01	–T1	(5,97) .235
– 11		(7,75) .305
– 21		(9,53) .375
– 31		(11,43) .450
– 02	–T2	(6,35) .250
– 12		(8,13) .320
– 22		(9,91) .390
– 32		(11,81) .465

*Processing conditions will affect mated height.

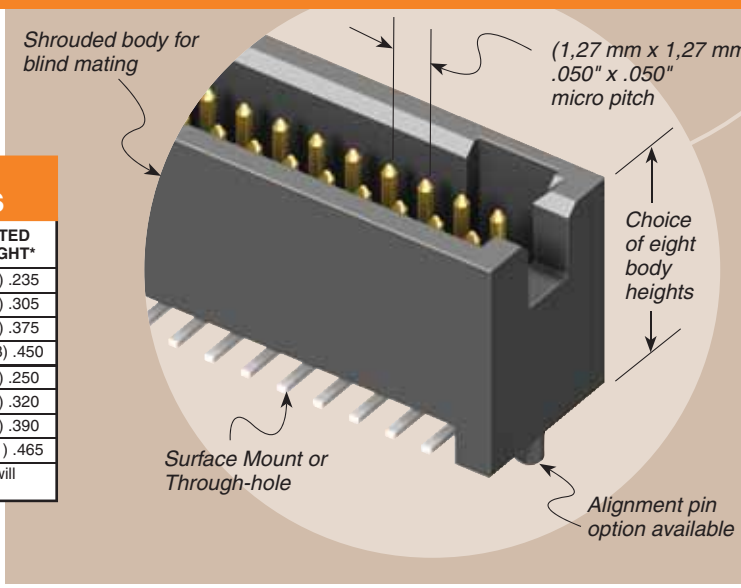

RECOGNITIONS

For complete scope of recognitions see www.samtec.com/quality

FILE NO. E111594 FILE NO: 090871_0_000

ALSO AVAILABLE (MOQ Required)

- Other sizes

Contact Samtec.

TAPE & REEL AVAILABILITY

No tooling charges.
Minimum order is the lesser of a full reel quantity or 125 pieces.
Order any quantity above minimum.
In-house design, manufacture.
Quick turn-around.

Call Samtec for specifications and ordering information.

Note: Some sizes, styles and options are non-standard, non-returnable.

TFC – 1 – NO. PINS PER ROW – LEAD STYLE – PLATING OPTION – D – OPTION

NO. PINS PER ROW

03, 04, 06, 08
(Lead Style –01 & –02 only)

05, 07, 10, 15, 20, 25, 30, 35, 40, 45, 50
(Standard sizes)

LEAD STYLE

–X1
= Through-hole

–X2
= Surface Mount

PLATING OPTION

–F
= Gold flash on post, Matte Tin on tail

–L
= 10µ" (0,25 µm) Gold on post, Matte Tin on tail

OPTION

–RA
= Right Angle (–01 only)

–A
= Alignment Pin

–LC
= Locking Clip (Manual Placement required) (not available with –RA)

–K
= (6,75 mm) .266" DIA Polyimide film Pick & Place Pad

–P
= Plastic Pick & Place Pad (5 positions min.)

–TR
= Tape & Reel (–X2 only)

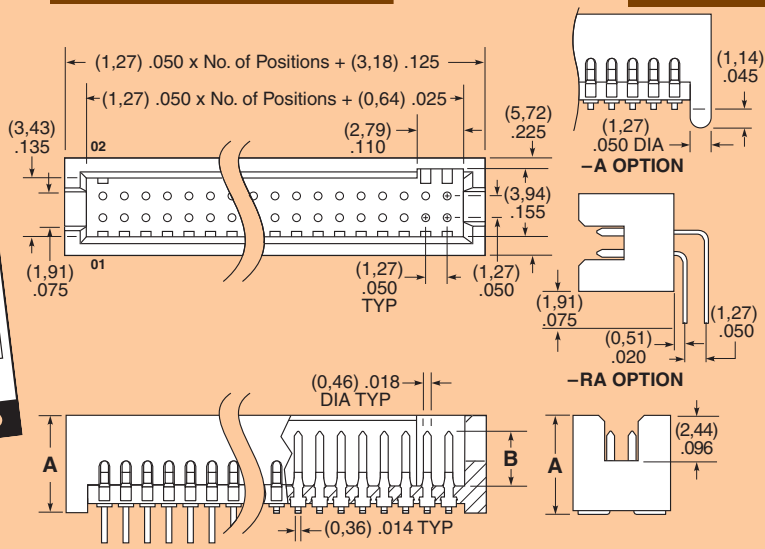

TH LEAD STYLE	A	B
–01	(5,59) .220	(3,38) .133
–11	(7,37) .290	(3,30) .130
–21	(9,14) .360	
–31	(11,05) .435	

SMT LEAD STYLE	A	B
–02	(5,72) .225	(3,38) .133
–12	(7,49) .295	(3,30) .130
–22	(9,27) .365	
–32	(11,18) .440	

Due to technical progress, all designs, specifications and components are subject to change without notice.

SAMTEC USA • Tel: +1-800-SAMTEC-9 or +1-812-944-6733 SAMTEC NORTHERN CALIFORNIA • Tel: +1-408-395-5900 SAMTEC SOUTHERN CALIFORNIA • Tel: +1-800-726-8329
SAMTEC SOUTH AMERICA • Tel: +55 31 3786 3227 SAMTEC UNITED KINGDOM • Tel: +44 01236 739292 SAMTEC GERMANY • Tel: +49 (0) 89 / 89460-0
SAMTEC FRANCE • Tel: +33 1 60 95 06 60 SAMTEC ITALY • Tel: +39 039 6890337 SAMTEC NORDIC/BALTIC • Tel: +46 8 4477280 SAMTEC BENELUX • Tel: +44 01236 739292
SAMTEC ISRAEL • Tel: +972 3 7526600 SAMTEC INDIA • Tel: +91 80 3272 1612 SAMTEC ANZ • Tel: +613 9580 0683 SAMTEC SINGAPORE • Tel: +65 6745 5955 SAMTEC JAPAN • Tel: +81 45 475 1385
SAMTEC SHANGHAI • Tel: +86 21 6083 3766 SAMTEC SHENZHEN • Tel: +86 755 83776780 SAMTEC TAIWAN • Tel: +886 2 2735 6109 SAMTEC HONG KONG • Tel: +852 26904858 SAMTEC KOREA • Tel: +82 31 717 5685