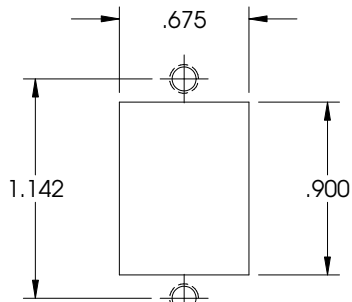
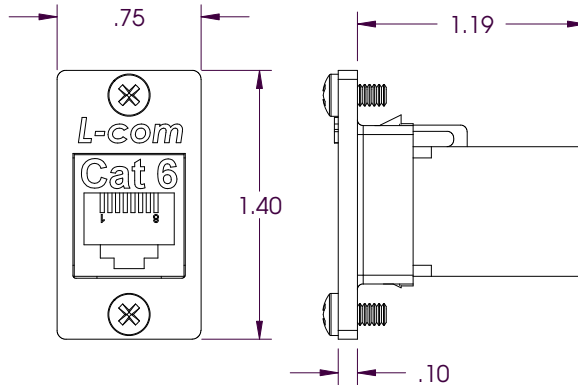



THE INFORMATION CONTAINED IN THIS DRAWING IS THE SOLE PROPERTY OF L-COM, INC. ANY REPRODUCTION IN PART OR WHOLE WITHOUT THE WRITTEN PERMISSION OF L-COM, INC. IS PROHIBITED.



RECOMMENDED
PANEL OPENING



CAT 6 - RJ45 KEYSTONE FEED-THRU COUPLER
(L-COM P/N: TDG1026KC6)



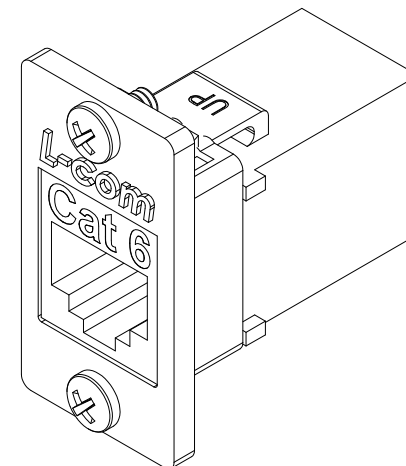
FLANGE MOUNTED KEYSTONE ADAPTOR

Component Specifications	
Material	
Flanged Adaptor	Zinc Alloy
Hardware	Stainless Steel
Finish	
Flanged Adaptor	Nickel Plate

CS-188

UNLESS OTHERWISE SPECIFIED,
DIMENSIONS ARE IN INCHES
TOLERANCES ARE:
.XX ±.1
.XXX ±.05
CABLE LENGTH TOLERANCE
<300' ±5% >300' ±2%

REVISIONS			
REV	DESCRIPTION	DATE	APPROVED
A	INITIAL RELEASE	07/03/03	B.MAZEJKA
B	ECN #1511 - REMOVED P/Ns FROM COMPONENTS	09/19/03	B.MAZEJKA
C	ECN #1625 - ADDED COMPONENT SPECIFICATION TABLE	12/31/03	B.MAZEJKA
D	ECN#2427: ADDED KIT CONTENTS	05/30/06	D. PARHAM



**KIT SHOWN FULLY ASSEMBLED FOR CLARITY
(KIT IS SHIPPED UN-ASSEMBLED)**



KIT INCLUDES:
1- COUPLER
1- FLANGE ADAPTOR
1- PACKAGE MOUNTING SCREWS (4-40x 1/4")

APPROVALS		DATE	L-com CONNECTIVITY PRODUCTS		01845	
DRAWN BY B.MAZEJKA		07/01/2003	PRODUCT DESCRIPTION KIT, PANEL COUPLER, DELUXE, CAT 6 RJ45			
CHECKED BY D.PARHAM		07/02/2003	DRAWING TITLE OUTLINE DRAWING			
APPROVED BY R.CARRICK		07/03/2003				
CONFIGURATION DETAILS OF UNDIMENSIONED FEATURES MAY VARY			SIZE A	FSCM NO. 43321	DWG. NO. ECF504-C6-OD1	REV D
			SCALE: 1.5:1 CAD FILE: ECF504-C6-OD1.SLDDRW		SHEET 1 OF 1	