



PRODUCTS

COMPANY

SALES CHANNELS

SEARCH

LIBRARY

Features & Benefits:

Plug-In & Power Relays

Sockets

Accessories

Solid State Relays

Time Delay & Sensor Relays

Power Relays

Latching & Sequencing Relays

Printed Circuit Board Relays

-- Quick Search

- Search Distributor Inventory & Buy Online
- Locate A Distributor
- Cross-Reference A Part Number
- Product Search

Select one of the Quick Search categories to conduct a search

3D Modeling & 2D Drawings

Order Solutions Guide

Order Free Samples

Tell Us How We're Doing

RoHS Compliant Products

All Categories > Relays > Solid State > Item # 6450AXXSZS-DC3

Request Information

Item # 6450AXXSZS-DC3 Class 6 Solid State Relay / SPST-NO, 50 Amp Rating

- Download PDF
- Email This Page
- Save To Favorites

Class 6 Solid State Relay / SPST-NO, 50 Amp Rating

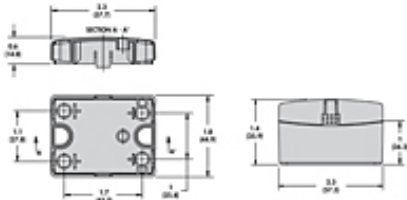
Class 6 Series:

- Hockey puck design
- Finger-safe cover*
- LED status indicator
- Optically coupled circuitry

*Available for products up to 40 Amps (AC) and 12 Amps (DC).



larger image



larger image

MORE IMAGES

- 6 Wiring Diagram
- 6 Part Description
- Max. Ambient Temperature at 40 & 50A

VIEW CAD DRAWING

- Front View
- Right Side View
- 3D

DOWNLOADS

- Catalog PDF(PDF)

Heat Sink



SSR-HS-1 Heat Sink

Specifications · Output Characteristics

Specifications

Component Type	Solid State
Mounting Type	Panel Mount
Superceding Part No.	W6450DSX-1
Contact Rating	50 A
Contact Configuration	SPST-NO
Output Voltage Range	48 to 480 VAC
Load Type	AC

Output Characteristics

Switching Device	SCR (2)
------------------	---------

Solid State Relays – Application Data

Definition: A SSR (solid state relay) can perform many tasks that an EMR (electromechanical relay) can perform. The SSR differs in that it has no moving mechanical parts within it. It is essentially an electronic device that relies on the electrical, magnetic and optical properties of semiconductors, and electrical components to achieve its isolation and relay switching function.

Principle of Operation: Solid State Relays are similar to electromechanical relays, in that both use a control circuit and a separate circuit for switching the load. When voltage is applied to the input of the SSR, the relay is energized by a light emitting diode. The light from the diode is beamed into a light sensitive semiconductor which, in the case of zero voltage crossover relays, conditions the control circuit to turn on the output solid state switch at the next zero voltage crossover. In the case of nonzero voltage crossover relays, the output solid state switch is turned on at the precise voltage occurring at the time. Removal of the input power disables the control circuit and the solid state switch is turned off when the load current passes through the zero point of its cycle.

Applications: Since its introduction the SSR, as a technology, has gained acceptance in many areas, which had previously been the sole domain of the EMR or the Contactor. The major growth areas have come from Industrial Process Control applications; particularly heat/cool temperature control, motors, lamps, solenoids, valves, and transformers. The list of applications for the SSR is almost limitless.

The following are typical examples of SSR applications: industrial automation, electronic appliances, industrial appliances, packaging machines, tooling machines, manufacturing equipment, food equipment, security systems, industrial lighting, fire and security systems, dispensing machines, production equipment, on-board power control, traffic control, instrumentation systems, vending machines, test systems, office machines, medical equipment, display lighting, elevator control, metrology equipment, and entertainment lighting.

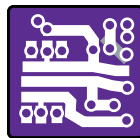
INDUSTRIAL
AUTOMATION



ALARM
SYSTEMS



ELECTRONIC
APPLIANCES



INDUSTRIAL
APPLIANCES



MEDICAL
EQUIPMENT



PACKING
MACHINES



TOOLING
MACHINES



Advantages: When used correctly in the intended application, the SSR provides many of the characteristics that are often difficult to find in the EMR; a high degree of reliability, long service life, significantly reduced electromagnetic interference, fast response and high vibration resistance are significant benefits of the SSR. The SSR has no moving parts to wear out or arcing contacts to deteriorate, which are often the primary cause of failure with an EMR.

- Long life (reliability) > 10⁹ operations
- Zero voltage turn on, low EMI / RFI
- Shock and Vibration resistant
- Random turn-on, proportional control
- No contact bounce
- Arc-less switching
- No acoustical noise
- Microprocessor compatible
- Fast response
- No moving parts

Thermal Considerations: One of the major considerations when using a SSR is properly managing the heat that is generated when switching currents higher than about 5 amps. In this scenario one must mount the base plate of the SSR onto a good heat conductor, typically aluminum; along with utilizing a good thermal transfer medium such as thermal grease or heat transfer pad. Using this technique, the SSR case to heat sink thermal resistance is reduced to a negligible value of 0.1 °C/W.

Advantages of the Class 6 Solid State Relay

The Complete System Solution!



Optional Heat Sink
(SSR-HS-1)
Section 3 p.20



Optional Thermal Pad
(SSR-TP-1)
Section 3 p.21

We at Magnecraft strive to be your one-stop-shop for all of your solid state relay needs. The new line of 6 series solid-state relays give industrial relay users an energy-efficient current switching alternative. Depending on the application, these solid-state relays offer a number of advantages over electromechanical relays, including longer life cycles, less energy consumption and reduced maintenance costs. This is why great care and attention was given when developing the next generation of “Hockey Puck” style SSRs. These new SSRs will be finger-safe, fit a pre-cut heat transfer thermal pad (sold separately) and have the ability to be mounted onto a factory tested pre-drilled and tapped heat sink (sold separately).

Magnecraft’s expertise in both SSR design and thermal management enables us to provide customers with a solution to their solid state relay requirements. This solution comes ready-to-use, virtually eliminating in-house assembly and complex heat sink calculations. Furthermore, each SSR, thermal pad (sold separately) and heat sink assembly (sold separately) utilizes the reliability and technology only available in our 6 series solid state relays. These features, coupled with Magnecraft’s superior customer service and engineering support team, provide our customers with a level of convenience not easily found in the market today!



Evolut

Legacy


The Class 6 is also available
with **Blade Terminals**.



The new finger-safe Class 6* "Hockey Puck" Style Solid State Relay (SSR) expands and enhances the current Magnecraft Solid State Relay product line.

This product features a finger-safe cover and LED Status Indicator. The optically coupled circuitry isolates the input from the output to give pure solid state performance. This product carries with it agency certifications from UL, CSA, and CE.

*Available for products up to 40 Amps (AC Load) and 12 Amps (DC Load).



New

Class 6 Solid State Relays/SPST-NO, SPST-NC, DPST-NO, 10-125 Amp Rating *continued*



NEW
NEW
NEW
NEW
NEW

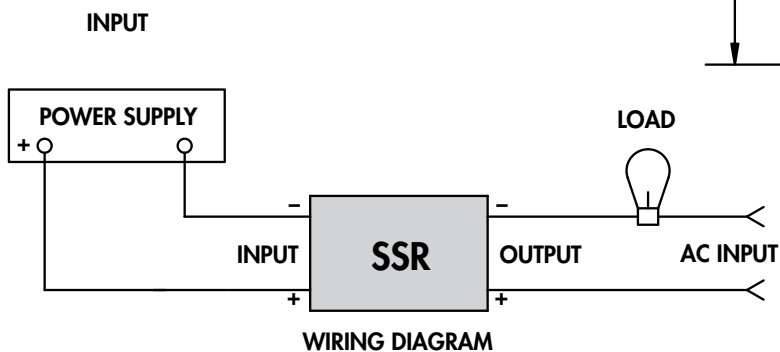
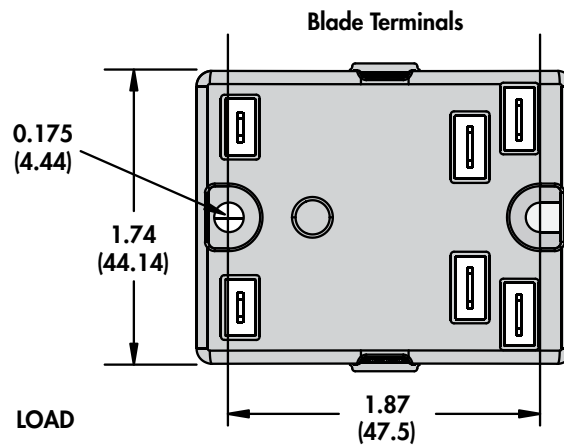
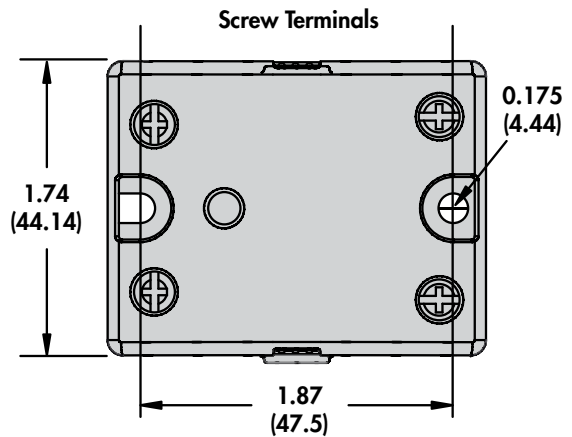
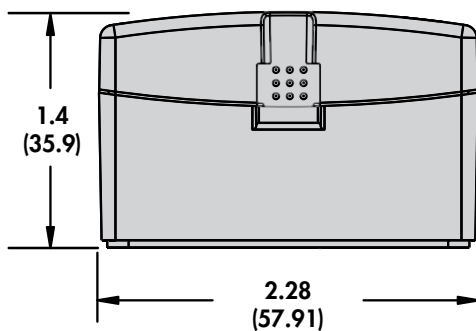
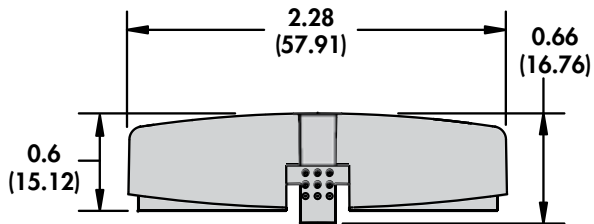


Screw Terminals
SPST-NO



Blade Terminals
DPST-NO

*Finger-safe safety cover is available for products up to 40 Amps.




Class 6 Solid State Relays/SPST-NO, SPST-NC, DPST-NO, 10-125 Amp Rating *continued*



UL
UL Recognized
File No. E258297



**NEW
NEW
NEW
NEW
NEW**



Standard Part Numbers

BOLD-FACED PART NUMBERS ARE NORMALLY STOCKED

AC Operated, DUAL MARKED		Input Voltage Range	Output Voltage Range	Contact Configuration	Switching Type	Rated Current Load (Amps)
New Part #	Supersedes	SCR Output				
6210AXXSZS-AC90	W6210ASX-1	90....280 VAC	24....280 VAC	SPST-NO	Zero Cross	10
6225AXXSZS-AC90	W6225ASX-1	90....280 VAC	24....280 VAC	SPST-NO	Zero Cross	25
6240AXXSZS-AC90	W6240ASX-1	90....280 VAC	24....280 VAC	SPST-NO	Zero Cross	40
6250AXXSZS-AC90**	W6250ASX-1	90....280 VAC	24....280 VAC	SPST-NO	Zero Cross	50
6275AXXSZS-AC90**	W6275ASX-1	90....280 VAC	24....280 VAC	SPST-NO	Zero Cross	75
6410AXXSZS-AC90	W6410ASX-1	90....280 VAC	48....480 VAC	SPST-NO	Zero Cross	10
6425AXXSZS-AC90	W6425ASX-1	90....280 VAC	48....480 VAC	SPST-NO	Zero Cross	25
6440AXXSZS-AC90	W6440ASX-1	90....280 VAC	48....480 VAC	SPST-NO	Zero Cross	40
6450AXXSZS-AC90**	W6450ASX-1	90....280 VAC	48....480 VAC	SPST-NO	Zero Cross	50
6475AXXSZS-AC90**	W6475ASX-1	90....280 VAC	48....480 VAC	SPST-NO	Zero Cross	75
6690AXXSZS-AC90**	W6690ASX-1	90....280 VAC	48....600 VAC	SPST-NO	Zero Cross	90
66125AXXSZS-AC90**	W66125ASX-1	90....280 VAC	48....600 VAC	SPST-NO	Zero Cross	125
DC Operated, DUAL MARKED						
New Part #	Supersedes	SCR Output				
6210AXXSZS-DC3	W6210DSX-1	3....32 VDC	24....280 VAC	SPST-NO	Zero Cross	10
6225AXXSZS-DC3	W6225DSX-1	3....32 VDC	24....280 VAC	SPST-NO	Zero Cross	25
6240AXXSZS-DC3	W6240DSX-1	3....32 VDC	24....280 VAC	SPST-NO	Zero Cross	40
6250AXXSZS-DC3**	W6250DSX-1	3....32 VDC	24....280 VAC	SPST-NO	Zero Cross	50
6275AXXSZS-DC3**	W6275DSX-1	3....32 VDC	24....280 VAC	SPST-NO	Zero Cross	75
6410AXXSZS-DC3	W6410DSX-1	3....32 VDC	48....480 VAC	SPST-NO	Zero Cross	10
6425AXXSZS-DC3	W6425DSX-1	3....32 VDC	48....480 VAC	SPST-NO	Zero Cross	25
6440AXXSZS-DC3	W6440DSX-1	3....32 VDC	48....480 VAC	SPST-NO	Zero Cross	40
6450AXXSZS-DC3**	W6450DSX-1	3....32 VDC	48....480 VAC	SPST-NO	Zero Cross	50
6475AXXSZS-DC3**	W6475DSX-1	3....32 VDC	48....480 VAC	SPST-NO	Zero Cross	75
6690AXXSZS-DC3**	W6690DSX-1	3....32 VDC	48....600 VAC	SPST-NO	Zero Cross	90
66125AXXSZS-DC3**	W66125DSX-1	3....32 VDC	48....600 VAC	SPST-NO	Zero Cross	125
DC Operated, DUAL MARKED						
New Part #	Supersedes	TRIAC Output				
6210AXXTZS-DC3	W6210DTX-1	3....32 VDC	24....280 VAC	SPST-NO	Zero Cross	10
6225AXXTZS-DC3	W6225DTX-1	3....32 VDC	24....280 VAC	SPST-NO	Zero Cross	25
6240AXXTZS-DC3	W6240DTX-1	3....32 VDC	24....280 VAC	SPST-NO	Zero Cross	40
6210BXXTZB-DC3	W6210DTX-3	3....32 VDC	24....280 VAC	DPST-NO	Zero Cross	10
6210XXATRS-DC3	W6210DTX-4	3....32 VDC	24....280 VAC	SPST-NC	Random	10
6225XXATRS-DC3	W6225DTX-4	3....32 VDC	24....280 VAC	SPST-NC	Random	25
6240XXATRS-DC3	W6240DTX-4	3....32 VDC	24....280 VAC	SPST-NC	Random	40
6410AXXTZS-DC3	W6410DTX-1	3....32 VDC	48....480 VAC	SPST-NO	Zero Cross	10
6425AXXTZS-DC3	W6425DTX-1	3....32 VDC	48....480 VAC	SPST-NO	Zero Cross	25
6440AXXTZS-DC3	W6440DTX-1	3....32 VDC	48....480 VAC	SPST-NO	Zero Cross	40
DC Operated, DUAL MARKED						
New Part #	Supersedes	MOSFET Output				
6312AXXMDS-DC3	W6212DDX-1	3....32 VDC	3....200 VDC	SPST-NO	Random	12
6325AXXMDS-DC3**	W6225DDX-1	3....32 VDC	3....200 VDC	SPST-NO	Random	25
6340AXXMDS-DC3**	W6240DDX-1	3....32 VDC	3....200 VDC	SPST-NO	Random	40

**Only Legacy (superceding) part is currently available.