ISSUE	REVISIONS	DRAWN	APPROVED	DATE
△				

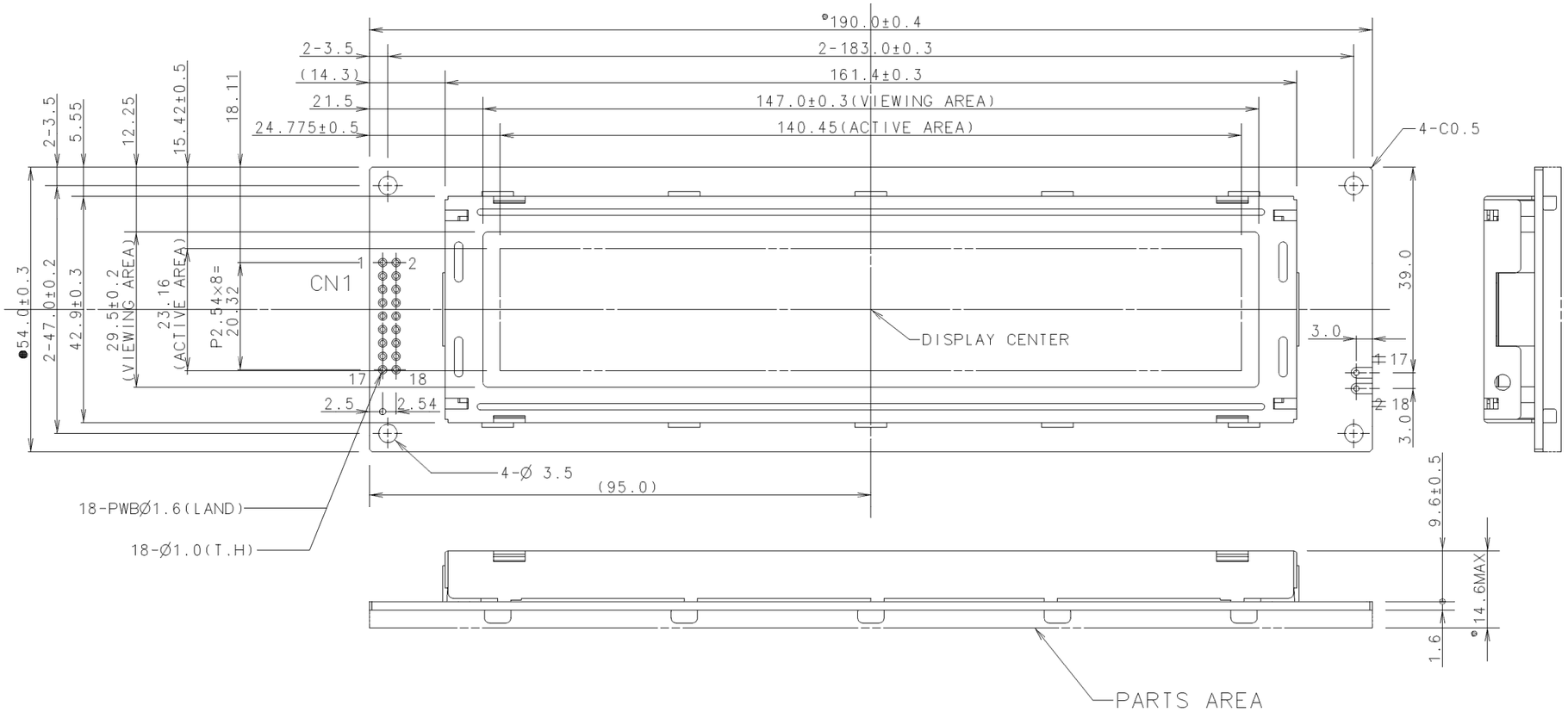

CN1 PIN ASSIGNMENT

PIN NO.	SYMBOL
1	DB7
2	DB6
3	DB5
4	DB4
5	DB3
6	DB2
7	DB1
8	DB0
9	E1
10	R/W
11	RS
12	VEE
13	VSS
14	VCC
15	E2
16	NC
17	LED +A
18	LED -K

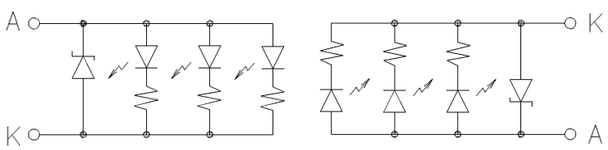

CIRCUIT DIAGRAM
(WHITE-1 TYPE)

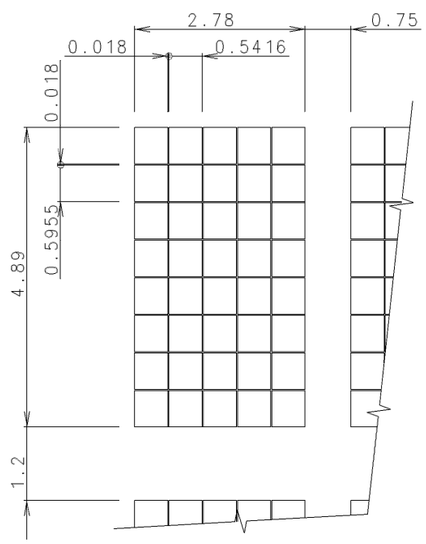

DOT DETAIL
SCALE 10:1

NOTES

1. THE DIMENSIONS WITH THE MARK (●) ARE CONTROLED AS A PARTICULAR CHARACTERISTIC.
2. DON'T USE THE MATERIAL PROHIBITED BY RoHS.

TOLERANCE				THIRD ANGLE PROJECTION	DATE MAR.15'04	OPTREX CORPORATION
MEASURE	A	B	C			
L≤16	±0.1	±0.3	±1	UNIT mm	APPROVED M.MOTOHASHI	TITLE DIMENSIONAL OUTLINE
16<L≤63	±0.2	±0.5	±1.5			
63<L≤250	±0.3	±0.8	±2	SCALE 1:1	CHECKED T.SUZUKI	CODE C-51849 AD base
250<L≤500	±0.5	±1.2	±3			
500<L	±0.8	±2	±4		DRAWN Nelson	DWG NO UE-312346
ANGLE	±1°	±5°	±10°			