THIS DRAWING IS UNPUBLISHED. RELEASED FOR PUBLICATION AUG ,1989.
© COPYRIGHT 1989 By – ALL RIGHTS RESERVED.

LOC	DIST
ES	00

REVISIONS 変更

P	LTR	DESCRIPTION	DATE	DWN	APVD
	A	REVISED ECR-12-013273	26MAR13	K.M	E.T

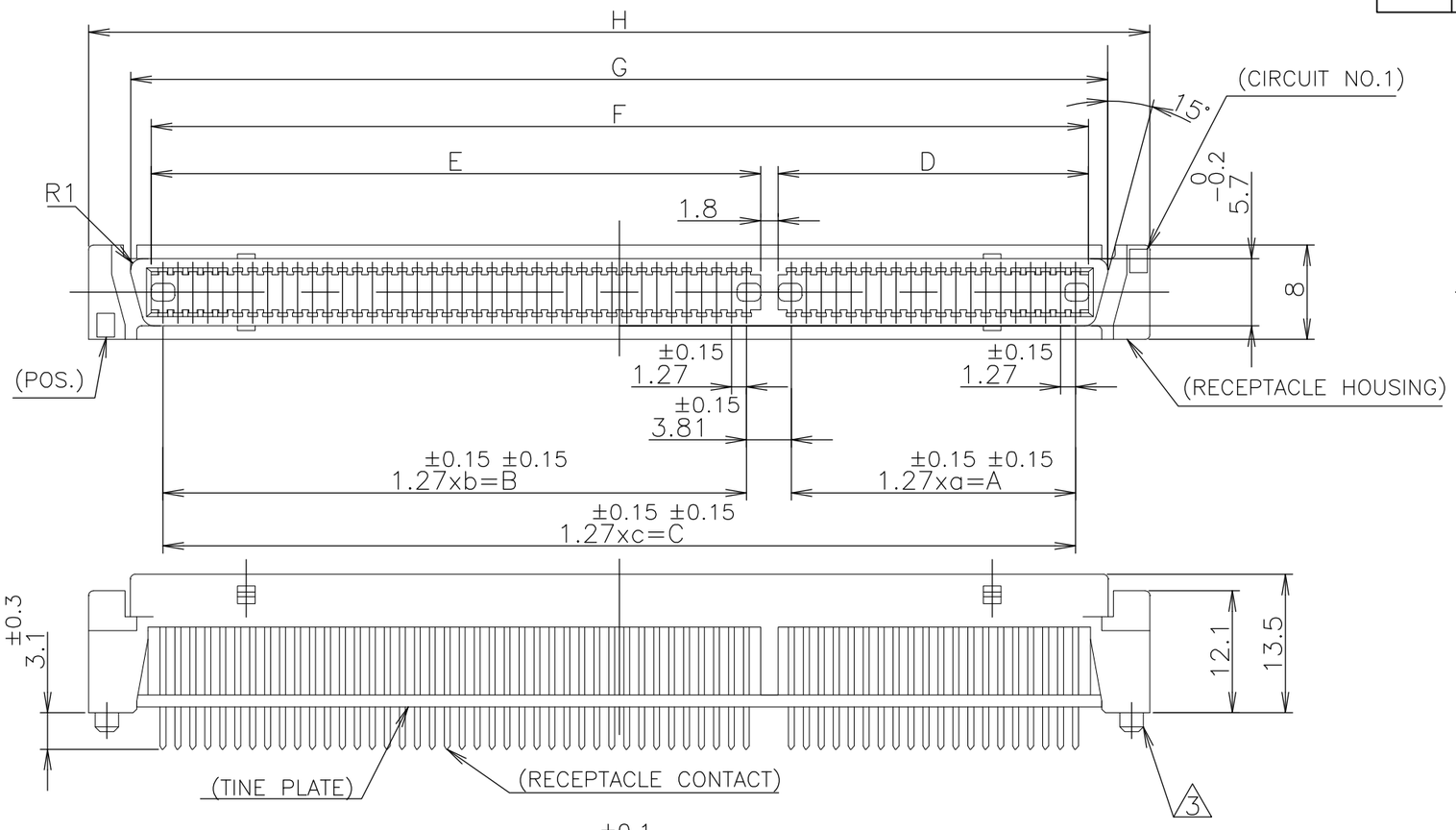

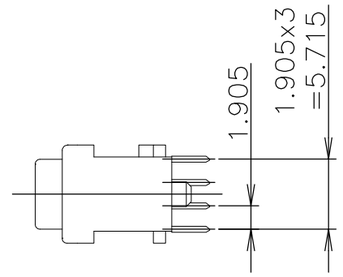

1. MATERIAL: HOUSING: GLASS FILLED 66NYLON (UL94V-0) BLACK
   CONTACT: PHOSPHOR-BRONZE
2. FINISH: CONTACT: 0.0003 MIN. Au AT CONTACT AREA,
   0.001 MIN. TIN AT TINE, OVER Ni
3. BOSS FOR POSITIONING: P/N −1, −2, −3, −4
4. OBSOLETE

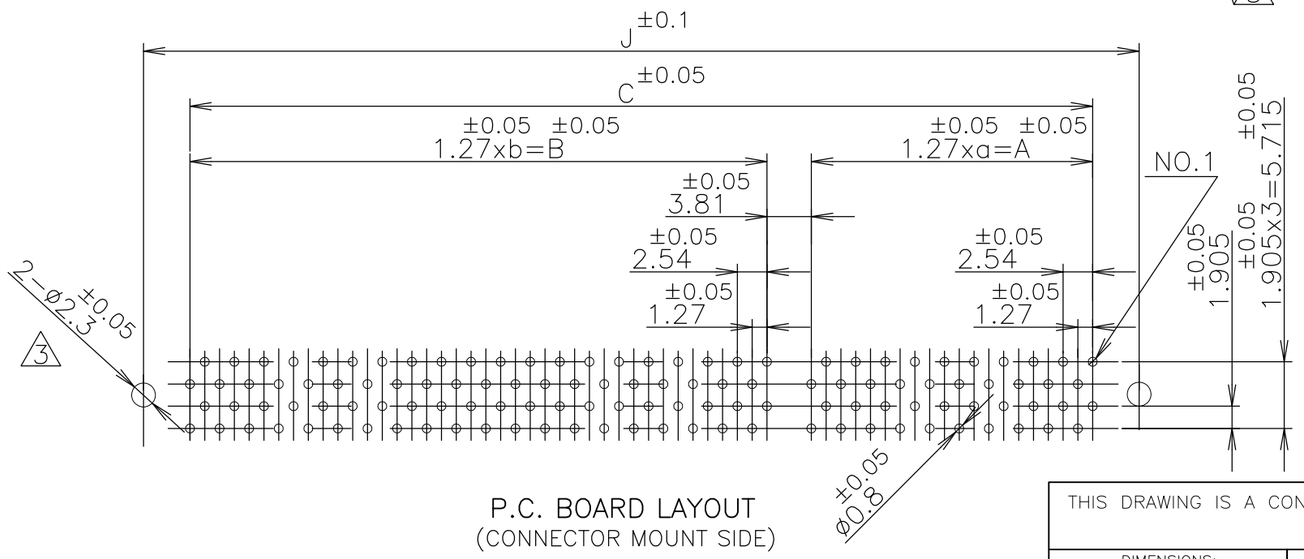

P.C. BOARD LAYOUT
(CONNECTOR MOUNT SIDE)

POS.	a	A	b	B	c	C	D	E	F	G	H	J	P/N
180	39	49.53	49	62.23	—	115.57	51.53	64.23	117.57	120.66	128.19	125.54	Ⓐ 4 −8
140	29	36.83	39	49.53	—	90.17	38.83	51.53	92.17	95.26	102.79	100.14	−6
120	19	24.13	39	49.53	—	77.47	26.13	51.53	79.47	82.56	90.09	87.44	−5
100	—	—	—	—	49	62.23	—	—	64.23	67.32	74.85	72.2	−4
80	—	—	—	—	39	49.53	—	—	51.53	54.62	62.15	59.5	−3
60	—	—	—	—	29	36.83	—	—	38.83	41.92	49.45	46.8	−2
40	—	—	—	—	19	24.13	—	—	26.13	29.22	36.75	34.1	5176376−1

LEAD FREE

GENERAL TOLERANCE
10 ≧ : ±0.2
30≧ > 10: ±0.25
100 ≧ > 30: ±0.3
ANGLES:±3°

THIS DRAWING IS A CONTROLLED DOCUMENT.

DIMENSIONS: 単位： 粍 mm

TOLERANCES UNLESS OTHERWISE SPECIFIED: 一般公差
0 PLC ± –
1 PLC ± –
2 PLC ± –
3 PLC ± –
4 PLC ± –
ANGLES ± –

MATERIAL 材料 1
FINISH 仕上 2

DWN	S.ISHIKAWA	01SEP04
CHK	STEVEN YAO	01SEP04
APVD	I.ENOMOTO	01SEP04
PRODUCT SPEC 製品規格		
APPLICATION SPEC 取付適用規格		
WEIGHT		

TE Connectivity

NAME 名称 – AMP FH CONNECTOR RECEPTACLE (VERTICAL) –

SIZE	CAGE CODE	DRAWING NO 番号	RESTRICTED TO
A3	00779	C-5176376	—

CUSTOMER DRAWING | SCALE 尺度 2:1 | SHEET 1 OF 1 | REV A