THIS DRAWING IS UNPUBLISHED. RELEASED FOR PUBLICATION - YY -
VERTRAULICHE UNVEROEFFENTLICHTE ZEICHNUNG FREI FUER VEROEFFENTLICHUNG
© COPYRIGHT 2009 BY TYCO ELECTRONICS CORPORATION. ALL INTERNATIONAL RIGHTS RESERVED.
AUF DEUTSCHE VORSCHRIFTEN.

CREATED WITH: PASSEND ZU:

LOC: A1 | DIST: -

PROJEKT NR.: 99-52062

REVISIONS / AENDERUNGEN

P	LTR	DESCRIPTION / BESCHREIBUNG	DATE	DWN	APVD
	C	EGA0-0812-03	25NOV2003	SG	RJ
	C1	ECR-09-017937	12AUG2009	Sche	CB
	C2	PN 5-1241608-1 ADDED. ECR-10-021801	22OCT2010	Abr	Brun

VERSION/Ausfuehrung 5-1241608-1

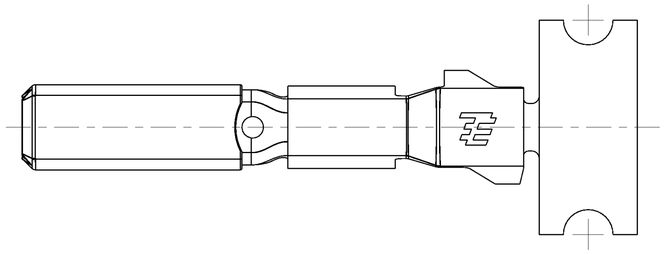

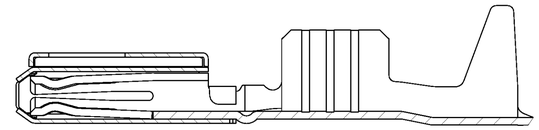

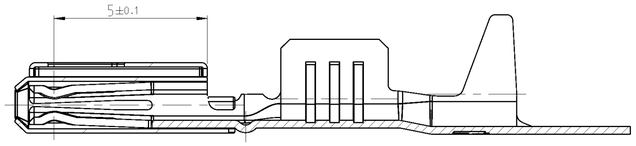

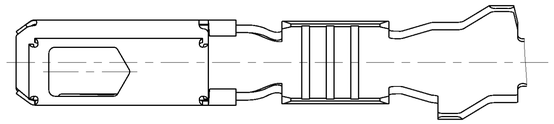

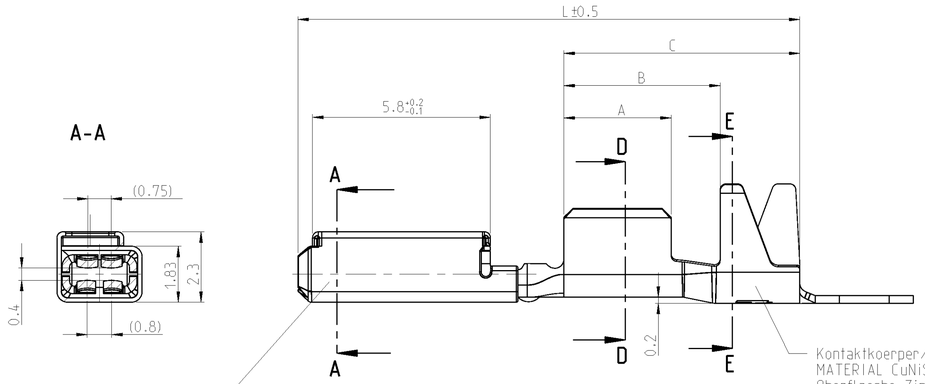

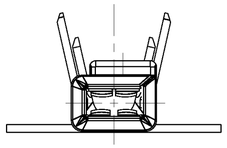

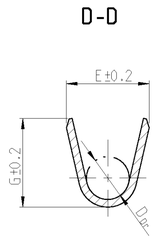

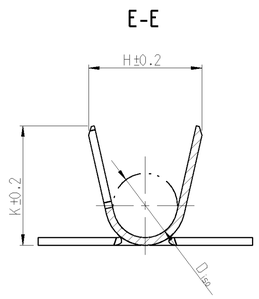

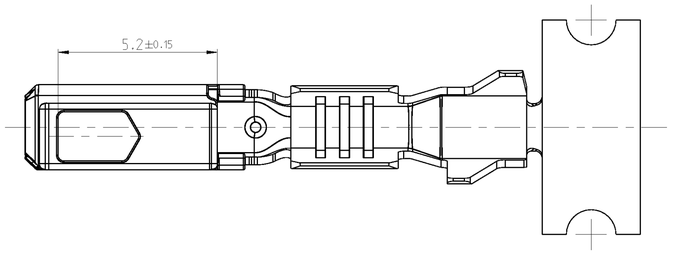

Bemerkungen
NOTES

1. Kontakt nur fuer Testzwecke (erhoehte Steckzyklenzahl), nicht fuer Serieneinsatz
CONTACT ONLY FOR SPECIAL TEST-APPLICATIONS (HIGH MATING-CYCLES), NOT FOR SERIES-APPLICATION

2. Nur fuer FLR-Leitung nach DIN 72551, Teil 6
FOR FLR-CONDUCTER ACCORDING TO DIN 72551-6 ONLY

3. Einzelheiten der Ausfuehrung bleiben dem Hersteller ueberlassen
DETAILS OF DESIGN ARE LEFT TO MANUFACTURER

4. Oberflaeche: blank, Material CuNi12Zn24
SURFACE: UNCOATED, MATERIAL CuNi12Zn24

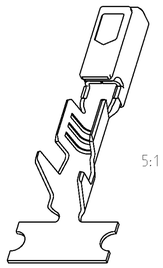

5:1

TE BESTELL-NR. ORDER NO.	REV.	Einzelausfuehrung LOOSE PIECE TE-Bestell-Nr. TE-ORDER-NO.	DGB WIRE-SIZE-RANGE mm²	Oberflaeche SURFACE	Gewicht WEIGTH g	Laenge LENGTH	Drahtcrimp WIRE CRIMP	Iso' crimp INSU.CRIMP
						Abmessungen/DIMENSIONS mm		
5-1241608-1	C	5-1241609-1	0.75...1.5	Sn	0.2	A = 3.5 B = 5.1 C = 7.7 L = 16.5	E = 2.7 G = 2.9 D_{DR} = 1.4	H = 3.7 K = 3.9 D_{ISO} = 2.1
1241608-6	C	1241609-6		Ag				
1241608-3 △1	C	1241609-3		△4				
~~1241608-2~~		~~1241609-2~~		Au				
1241608-1	C	1241609-1		Sn				
~~1452158-2~~		~~1452157-2~~	0.35...0.5	Au	0.2	A = 2.5 B = 3.6 C = 5.6 L = 15.8	E = 1.9 G = 1.9 D_{DR} = 0.8	H = 2.7 K = 2.7 D_{ISO} = 1.4
1452158-1	B	1452157-1		Sn				

THIS DRAWING IS A CONTROLLED DOCUMENT FOR INTERNAL USE ONLY. REPRODUCTION IN WHOLE OR IN PART IS PROHIBITED WITHOUT THE WRITTEN PERMISSION OF THE ORGANIZATION OWNING OR CONTROLLING THE LATEST REVISION.
DIESES ZEICHNUNGSDOKUMENT WURDE DURCH AMP INCORPORATED KONTROLLIERT. ANDERUNGEN, DIE DEN TECHNISCHEN FORTSCHRITT DIENEN, SIND VORBEHALTEN. DER AKTUELLSTE STAND WIRD VON DER ORGANIZATION, DEM DIESES DOKUMENT GEHOERT, ZUR VERFUEGUNG GESTELLT.

DIMENSIONS: MASSEINHEITEN: mm

TOLERANCES UNLESS OTHERWISE SPECIFIED: ALLGEMEINTOLERANZEN
0 PLC ± DIN
1 PLC ± 6930- m
2 PLC ±
3 PLC ±
4 PLC ±
ANGLES/WINKEL ±4°

MATERIAL - -
FINISH/OBERFLAECHE/FARBE - -

DWN S. Garcia	04FEB2000	Tyco Electronics — AMP Deutschland GmbH, 64625 Bensheim (Germany)
CHK C. Boemmel	04FEB2000	
APVD R. Jetter	04FEB2000	NAME: MQS 1.5, CLEAN BODY / Produktgruppenzchng. Buchsenkontakt / PRODUCT GROUPDRAWING, SOCKET CONTACT
PRODUCT SPEC PRODUKTSPEZ. 108-18030		
APPLICATION SPEC VERARBEITUNGSSPEZ. 114-18286		
WEIGHT GEWICHT -		SIZE A1 / CAGE CODE 00779 / DRAWING NO. ZEICHNUNGS-NR. C-1241608 / REPLACED TO NUR FUER
CUSTOMER DRAWING /KUNDENZEICHNUNG		SCALE MASSSTAB 10:1 / SHEET BLATT 1 VON 1 / REV. C2

PRODUCT IS LATEST REVISION

4805 (2/09)

Pro/ENGINEER DRAWING