DRAWING MADE IN THIRD ANGLE PROJECTION

THIS DRAWING IS UNPUBLISHED. RELEASED FOR PUBLICATION ,19 .

© COPYRIGHT 19 BY AMP INCORPORATED. ALL INTERNATIONAL RIGHTS RESERVED.

LOC	DIST	P	F
AD	25		

REVISIONS

ZONE	LTR	DESCRIPTION	DATE	APPD
	H	EC 0504-0052-96	6/27/97	CR

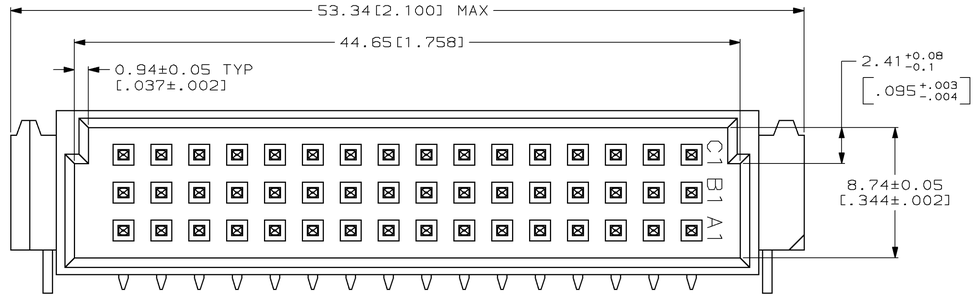

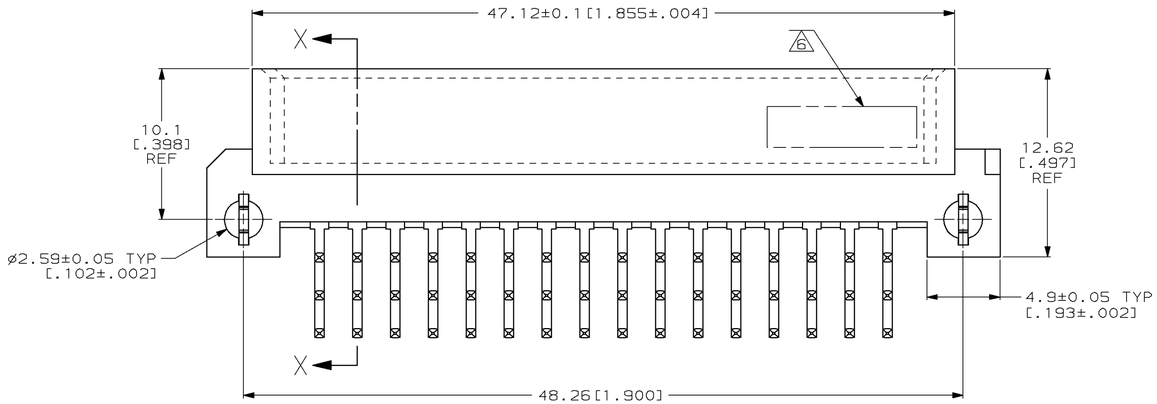

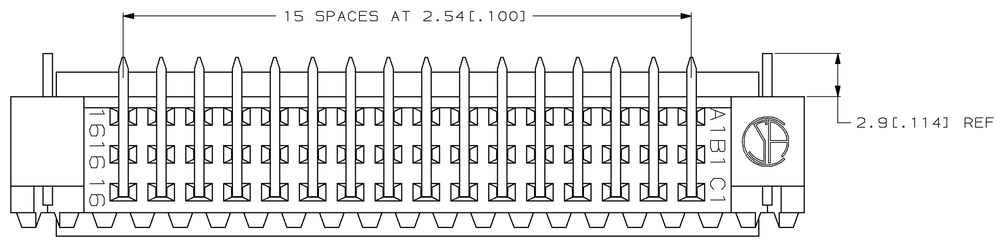

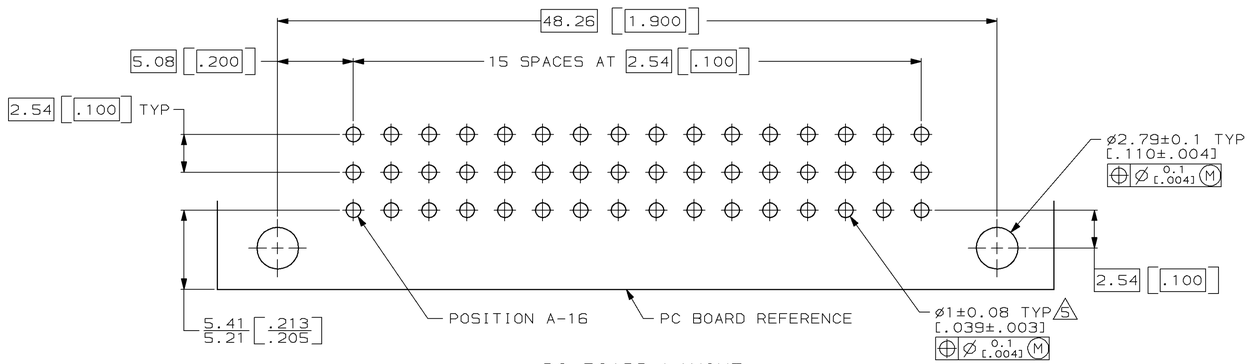

PC BOARD LAYOUT

RECOMMENDED PC BOARD THICKNESS 1.57[.062]

1. HOUSING MATERIAL: GLASS-FILLED POLYESTER. COLOR: GRAY.
2. POST MATERIAL: BRASS.
3. POST FINISH: DIN 41612 CLASS 3 IN CONTACT AREA. TIN-LEAD PLATE ON POSTS.
4. POST FINISH: DIN 41612 CLASS 2 IN CONTACT AREA. TIN-LEAD PLATE ON POSTS.
5. RECOMMENDED HOLE SIZE FOR MANUAL APPLICATION OF CONNECTOR ONTO PC BOARD.
6. PART NUMBER, DATE CODE MARKED THIS APPROXIMATE AREA.
7. MARKING ON THIS SIDE.

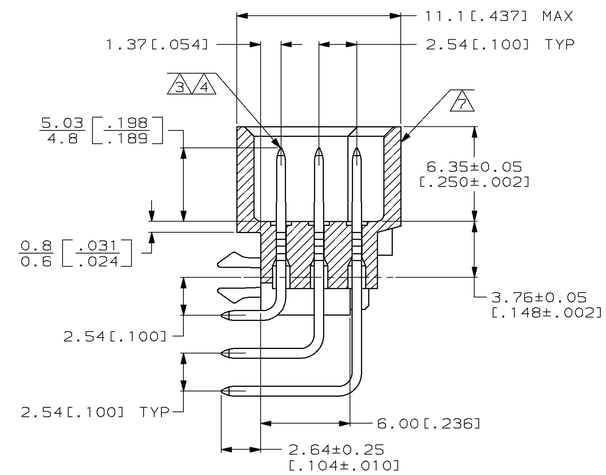

SECTION X-X

OBSOLETE	3	1-16	X	X	X	48	650916-9
	4	1-16	X	X	X	48	650916-5
NOTES	POSITIONS LOADED		C	B	A	NO. OF LOADED POSITION	ASSY PART NUMBER
			ROWS LOADED				

PART NO

DO NOT SCALE PRINT.
UNLESS SPECIFIED
DIMENSIONS IN mm [INCHES]
TOLERANCES ON :
1 PLC DEC ± -
2 PLC DEC ± 0.13[.005]
ANGLES ± -

MATERIAL
HOUSING: 1
POST: 2

FINISH
POST: 3 4

DR L. BRINER 2/13/91
CHK D.C. RUBENDALL 3/22/91
APPD D.C. RUBENDALL 3/22/91
APPD D.C. RUBENDALL 5/26/92
PRODUCT SPEC -
APPLICATION SPEC -
WEIGHT -

AMP Incorporated
Harrisburg, PA 17105-3608

NAME
PIN ASSEMBLY, EUROCARD,
TYPE "1/2C" WITH BOARD LOCKS

SIZE D | CAGE CODE 00779 | DRAWING NO 650916

SCALE 5:1 | SHEET 1 OF 1

CUSTOMER DRAWING

AMP 1756-3 REV 11-89

02-JUL-97 10:17:34 amp20443 /home/ssrv161a/dsk02/dept1725/amp20443/edmmod