

## DC – 200 MHz 1:2 Fan-Out Buffer

### FEATURES

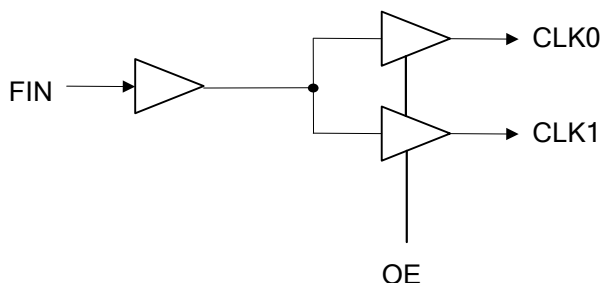
- Supports 3.3V, 2.5V, and 1.8V power supplies
- Frequency Support
  - 3.3V Supplies: DC – 200 MHz
  - 2.5V Supplies: DC – 150 MHz
  - 1.8V Supplies: DC – 100 MHz
- Output Enable (OE) pin
- LVCMOS Input/Output
  - Accepts SST and non SST clock signals
- Operating temperature range from -40°C to 85°C
- Available in space-saving 6-pin DFN GREEN/RoHS compliant package.

The PL123-02N is a low-cost general purpose 1-to-2 LVCMOS fan-out buffer. An output enable (OE) pin is available to enable the outputs or disable them into an active low state. When the outputs are disabled, the IC consumes less than 5µA of power. The OE pin incorporates a pull up resistor giving a default condition of logic "1".


The input and outputs are LVCMOS levels and operate up to 200 MHz. Input signals with Spread Spectrum Modulation can also be used. The spread spectrum modulation will not be affected by the PL123-02N as the signal passes through the IC. A space-saving 6-pin DFN package enables designs requiring minimal board area.

### DESCRIPTION

### BLOCK DIAGRAM



### PIN CONFIGURATION AND DESCRIPTION



**DFN-6L**  
(2.0 x 1.3 x 0.6mm)

Name	Pin Assignment	Type	Description
FIN	1	I	Reference input pin
CLK1	2	O	Clock Output
GND	3	P	GND connection
CLK0	4	O	Clock Output
VDD	5	P	V <sub>DD</sub> connection
OE	6	I	Output Enable (OE) input. Outputs are enabled when set high. Outputs are 'Active low' mode when set low.

### ELECTRICAL SPECIFICATIONS

#### ABSOLUTE MAXIMUM RATINGS

PARAMETERS	SYMBOL	MIN.	MAX.	UNITS
Supply Voltage Range	$V_{DD}$	-0.5	4.6	V
Input Voltage Range	$V_I$	-0.5	$V_{DD}+0.5$	V
Output Voltage Range	$V_O$	-0.5	$V_{DD}+0.5$	V
Soldering Temperature (Green package)			260	°C
Storage Temperature	$T_S$	-65	150	°C
Ambient Operating Temperature*		-40	85	°C

Exposure of the device under conditions beyond the limits specified by Maximum Ratings for extended periods may cause permanent damage to the device and affect product reliability. These conditions represent a stress rating only, and functional operations of the device at these or any other conditions above the operational limits noted in this specification is not implied. \*Operating temperature is guaranteed by design. Parts are tested to commercial grade only.

#### AC SPECIFICATIONS

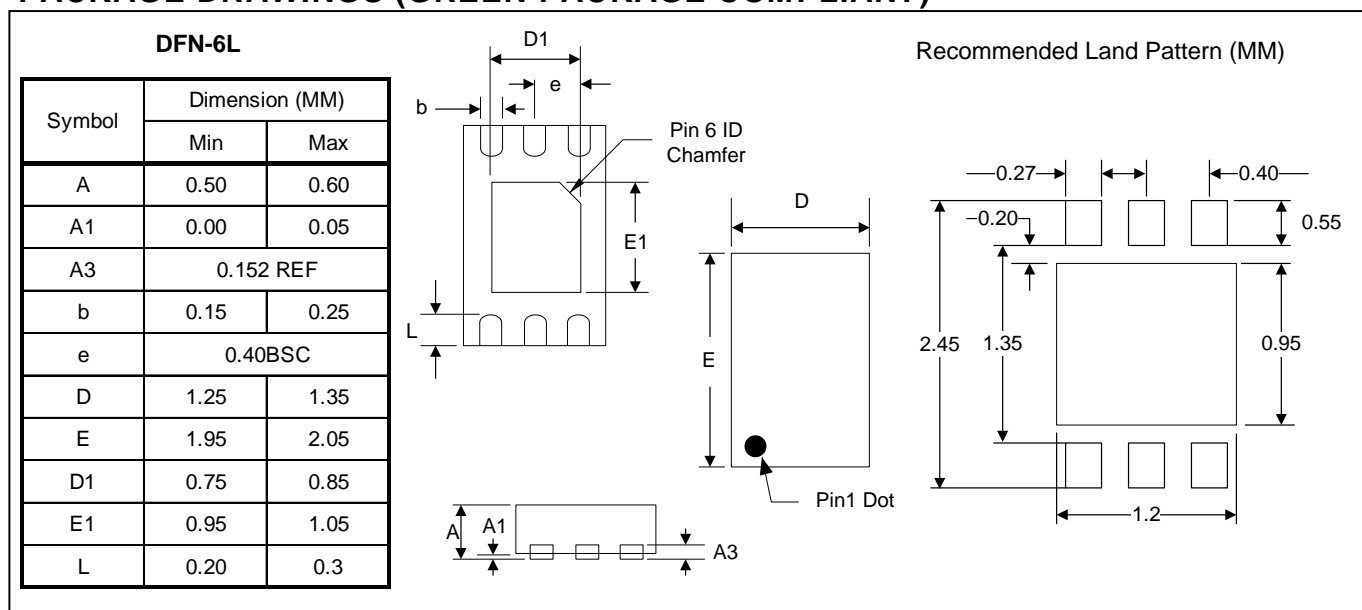
PARAMETERS	CONDITIONS	MIN.	TYP.	MAX.	UNITS
Frequency <sup>[1]</sup>	@ $V_{DD}$ = 3.3V, 15pF Load	DC		200	MHz
	@ $V_{DD}$ = 2.5V, 15pF Load			150	
	@ $V_{DD}$ = 1.8V, 15pF Load			100	
Input Voltage Low				$0.3 \times V_{DD}$	V
Input Voltage High		$0.7 \times V_{DD}$			V
Output Enable Time	$T_a = 25^\circ \text{C}$ , 15pF Load			2	ms
Output Rise Time	15pF Load, 10/90% $V_{DD}$ , 3.3V		2.0	3.0	ns
Output Fall Time	15pF Load, 90/10% $V_{DD}$ , 3.3V		2.0	3.0	ns
Duty Cycle	Dependant upon input duty cycle				%

Notes: [1] Higher frequencies may be achieved for lower capacitive loads.

### DC SPECIFICATIONS

PARAMETERS	SYMBOL	CONDITIONS	MIN.	TYP.	MAX.	UNITS
Supply Current, Dynamic, with Loaded CMOS Output	$I_{DD}$	@ $V_{DD} = 3.3V$ , 32kHz, load=15pF		0.8		mA
Supply Current, Dynamic, with Loaded CMOS Output	$I_{DD}$	@ $V_{DD} = 2.5V$ , 32KHz, load=15pF		0.6		mA
Supply Current, Dynamic, with Loaded CMOS Output	$I_{DD}$	@ $V_{DD} = 1.8V$ , 32kHz, load=15pF		0.4		mA
Supply Current, Dynamic, with Loaded Outputs	$I_{DD}$	When OE=0			5	$\mu A$
Operating Voltage	$V_{DD}$		1.62		3.63	V
Output Low Voltage	$V_{OL}$	$I_{OL} = +4mA$			0.4	V
Output High Voltage	$V_{OH}$	$I_{OH} = -4mA$	$V_{DD} - 0.4$			V
Output Current	$I_{OSD}$	$V_{OL} = 0.4V$ , $V_{OH} = 2.4V$	8			mA

### PACKAGE DRAWINGS (GREEN PACKAGE COMPLIANT)



**ORDERING INFORMATION (GREEN PACKAGE COMPLIANT)**

*For part ordering, please contact our Sales Department:*

2180 Fortune Drive, San Jose, CA 95131, USA

Tel: (408) 944-0800 Fax: (408) 474-1000

**PART NUMBER**

The order number for this device is a combination of the following:

Part number, Package type and Operating temperature range

**PL123-02N G C - R**

PART NUMBER

PACKAGE TYPE

G=DFN-6L

R=TAPE and REEL

TEMPERATURE

C=COMMERCIAL

I = INDUSTRIAL

Part /Order Number	Marking*	Package Option
PL123-02NGC-R	02N LLL	6-Pin DFN (Tape and Reel)
PL123-02NGI-R	02N LLL	6-Pin DFN (Tape and Reel)

\*Note: LLL designates lot number

Micrel Inc., reserves the right to make changes in its products or specifications, or both at any time without notice. The information furnished by Micrel is believed to be accurate and reliable. However, Micrel makes no guarantee or warranty concerning the accuracy of said information and shall not be responsible for any loss or damage of whatever nature resulting from the use of, or reliance upon this product.

**LIFE SUPPORT POLICY:** Micrel's products are not authorized for use as critical components in life support devices or systems without the express written approval of the President of Micrel Inc.