


# Tactile Switch (SMD)




## B3FS

### Surface-mounting Switches Ideal for High-density Mounting

- Tape packing style also available
- Allows reflow soldering
- 3 actuator heights for design flexibility; Projected plunger versions allow installation of B32-series keytops
- RoHS Compliant



## Ordering Information

Item				Model			
Type	Plunger	Height	Operating force (OF)	Bag packaging		Embossed tape packaging	
Standard 6 x 6 mm	Flat 	3.1 mm	General-purpose: 100 gf	B3FS-1000	100 (qty/bag)	B3FS-1000P	3,000
			High-force: 150 gf	B3FS-1002		B3FS-1002P	
	Flat 	4.3 mm	General-purpose: 100 gf	B3FS-1010		B3FS-1010P	1,000
			High-force: 150 gf	B3FS-1012		B3FS-1012P	
	Projected 	7.3 mm	General-purpose: 100 gf	B3FS-1050		B3FS-1050P	
			High-force: 150 gf	B3FS-1052		B3FS-1052P	

**Note:** Order in multiples of the quantities given for each package

**Important Note:** Switches cannot be water-washed.

## Specifications

### ■ Characteristics

Contact form		SPST-NO
Switching capacity		50 mA, 24 VDC (resistive load)
Contact resistance		100 mΩ max. (rated: 1 mA, 5 VDC)
Insulation resistance		100 MΩ min. (at 100 VDC)
Dielectric strength		250 VAC, 50/60 Hz for 1 min.
Bounce time		5 ms max.
Vibration resistance		Malfunction: 10 to 55 Hz, 1.5-mm double amplitude
Shock resistance		Destruction: 1,000 m/s <sup>2</sup> max. (approx. 100G max.) Malfunction: 100 m/s <sup>2</sup> max. (approx. 10G max.)
Life expectancy	General-purpose	1,000,000 operations min.
	High-force type	300,000 operations min.
Ambient operating temperature		-25°C to +70°C (at 60% RH max.) with no icing or condensation
Ambient operating humidity		35% to 85% (at 5 to 35°C)
Weight		Approx. 0.2 g

**Note:** Data shown are of initial value

# Engineering Data

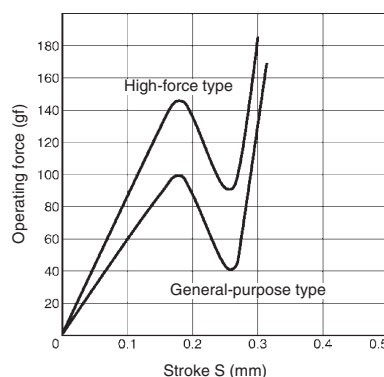
## Operating Characteristics

Characteristics	B3FS-1000 series	
	General-purpose	High-force
Operating force (OF)	100 ± 30 gf	150 ± 50 gf
Releasing force (RF)	20 gf	50 gf
Pretravel (PT)	0.25 <sup>+0.2</sup> / <sub>-0.1</sub> mm	

## Accessories

See "B32" Tactile Switch Key Top data sheet for keycaps that fit projected plunger B3FS models.

## Operating Force vs Stroke (Typical Example)



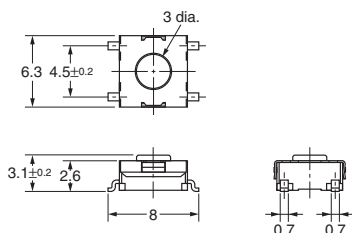
## Dimensions

**Note:** 1. Unless otherwise specified, all units are in millimeters and a tolerance of ± 0.4 mm applies to all dimensions.

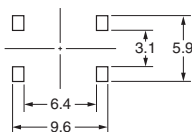
2. Terminal numbers are not indicated on this switch. With the switch turned over so that the logo mark "OMRON" is visible on the upper part of the rear side of the switch base, the terminal on the right of the logo mark is numbered "1" and that on the bottom right is "3." Accordingly, two terminals on the left side are numbered "2" and "4" respectively.

### Flat Type

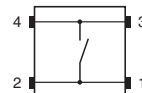
B3FS-1000  
B3FS-1002  
B3FS-1000P  
B3FS-1002P



PCB Pad  
(Top View)  
(One-side PCB t= 1.6)

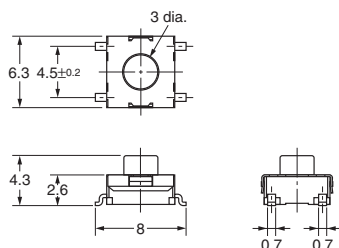


Terminal Arrangement/  
Internal Connection  
(Top View)

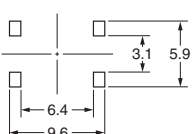


### Flat Type

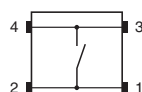
B3FS-1010  
B3FS-1012  
B3FS-1010P  
B3FS-1012P



PCB Pad  
(Top View)  
(One-side PCB t= 1.6)

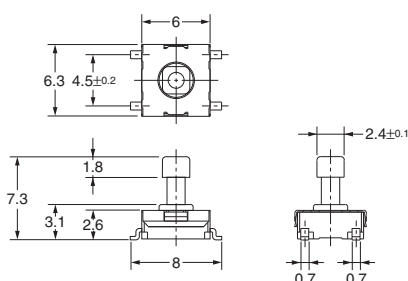
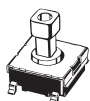


Terminal Arrangement/  
Internal Connection  
(Top View)

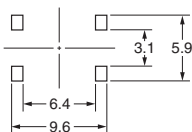


### Projected Type

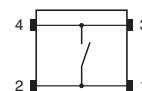
B3FS-1050  
B3FS-1052  
B3FS-1050P  
B3FS-1052P



PCB Pad  
(Top View)  
(One-side PCB t= 1.6)




Terminal Arrangement/  
Internal Connection  
(Top View)



## Precautions

Be sure to read the precautions common to all Tactile Switches, contained in the Technical User's Guide, "Tactile Switches, Technical Information" for correct use.



All sales are subject to Omron Electronic Components LLC standard terms and conditions of sale, which can be found at [http://www.components.omron.com/components/web/webfiles.nsf/sales\\_terms.html](http://www.components.omron.com/components/web/webfiles.nsf/sales_terms.html)

**ALL DIMENSIONS SHOWN ARE IN MILLIMETERS.**

To convert millimeters into inches, multiply by 0.03937. To convert grams into ounces, multiply by 0.03527.

---

**OMRON**<sup>®</sup>

**OMRON ELECTRONIC  
COMPONENTS LLC**

55 E. Commerce Drive, Suite B  
Schaumburg, IL 60173

**847-882-2288**

**OMRON ON-LINE**

Global - <http://www.omron.com>

USA - <http://www.components.omron.com>

Cat. No. X303-E-1

11/10

Specifications subject to change without notice

Printed in USA