

# TCC-80

## Serial Port Powered RS-232 to RS-422/485 Converter



### Features

- Self-powered or selectable external power source
- Compact size
- Selectable 2/4-wire RS-485 and RS-422 conversion
- RS-485 automatic data direction control
- Auto baudrate sensing
- Surge protection, 15 KV ESD
- Built-in 120  $\Omega$  termination resistors




### Introduction

TCC-80, which is powered via the RS-232 ports, provides complete signal conversion between RS-232 and RS-422/485. TCC-80 converts back and forth between RS-232's Tx/D and Rx/D lines and either half duplex 2-wire RS-485 or the balanced signal of full duplex 4-wire RS-422/485. In addition, TCC-80's outputs have comprehensive protection against current overload with built-in 15 KV ESD surge

protection. TCC-80 is also designed to provide RS-485 auto data direction control in which the RS-485 driver is enabled automatically when the circuitry senses the Tx/D output from the RS-232 signal. This means that no programming effort is required to control the transmission direction of the RS-485 signal.

### Serial RS-232 Port Power

The RS-232 port of TCC-80 is designed with a female DB9 socket to connect directly to the host PC, with power drawn from the Tx/D, RTS, and DTR lines. Regardless of whether the signal is high or low, TCC-80 is still able to obtain enough power from the combined force of these three data/handshake lines. For those applications that do not use the handshake lines, a DC jack is provided for connecting a 5 to 12 VDC power supply via a USB power cord or external power adaptor.

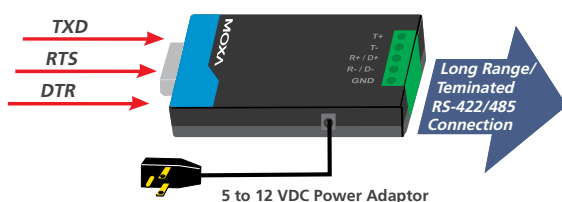


### Optional External Power


Termination is thought to be a critical requirement for port-power devices such as TCC-80. In most circumstances, termination resistors are used when the RS-422/485 cable length is longer than 100 m. Regardless of how much the data signal is dissipated, the termination resistors absorb more

than 75 mW of power from the power source when TCC-80 is unable to use the limited serial power. In other words, if long distance RS-422/485 transmission or termination is required, and no handshake lines are available, then an external USB power cord or DC power supply should be used.

#### Ext. Power Adaptor



#### USB Power



## Port Power Dissipation

When installing an RS-232 port-powered TCC-80 converter, it is important to pay attention to the power consumption, RS-232 cable length, and the RS-422/485 transmission distance. In general, TCC-80 itself derives 50 mW from the power source; a standard COM port on a host PC can provide 70 to

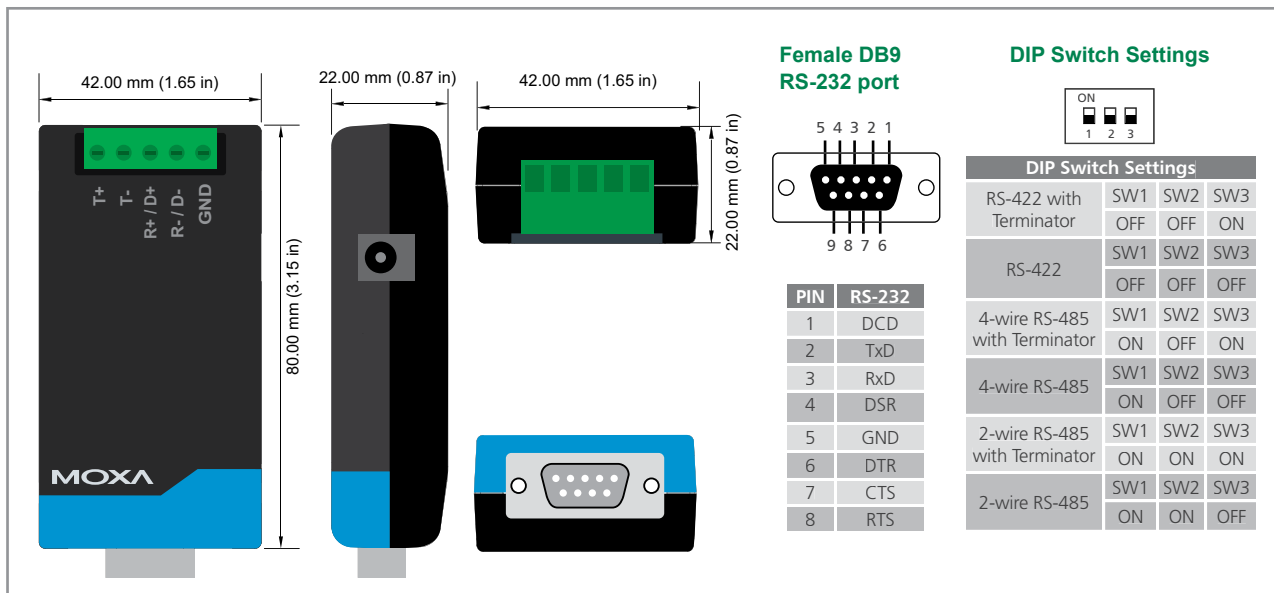
90 mW of power if the TxD, RTS, and DTR lines are connected. Moreover, the RS-232 cable length should be shorter than 15 m (@ 9600 bps) to ensure that less power is lost from the host/device to the TCC-80. In the end, the rest of the supplied power is used for transmitting the RS-422/485 signal.

## Ordering Information

**TCC-80:** Serial Port Powered RS-232 to RS-485 Converter w/ 15 KV ESD Surge Protection

### Optional Accessories

- **Power Adapter:** See page 5-6 for more detailed information
- **CBL-USBAP-50:** USB Power Cord (50 cm)



## Specifications

### Communications

**Baudrate:** 50 bps to 115.2 Kbps

#### RS-232 Side:

Connector: Female DB9

Signals: TxD, RxD, and GND

Loop back: RTS to CTS, DTR to DSR and DCD

#### RS-422/485 Side:

Connector: Terminal Block

Signals: TxD+, TxD-, RxD+ (Data+), RxD- (Data-), GND

Mode: 4-wire RS-422, 4-wire RS-485,  
2-wire RS-485 (set by DIP switch)

RS-485 Data Direction Control: Auto

**Surge Protection:** 15 KV ESD

### Environmental

**Operating Temperature:** 0 to 60°C (32 to 140°F)

**Storage Temperature:** -20 to 75°C (-4 to 167°F)

**Humidity:** 5 to 95% RH

### Power

#### Input Power Source:

Serial RS-232 Port: TxD, RTS, DTR; Ext Power Input (jack)

**Input Power Voltage:** 5 to 12 VDC

**Power Consumption:** 10 mA @ 5 VDC (termination disabled)

### Mechanical

**Dimensions (W x D x H):** 42 x 80 x 22 mm

**Case:** ABS + PC

**Weight:** 50 ± 5 g

**Regulatory Approvals** CE Class B, FCC Class B

**Warranty:** 2 years



**Headquarter Germany:**  
SPHINX Computer Vertriebs GmbH  
Phone: +49 (0) 6201 75437  
www.sphinxcomputer.de  
mail@sphinxcomputer.de

**Subsidiary France:**  
SPHINX Connect France  
Phone: +33 (0) 2 51 09 26 60  
www.sphinxconnect.fr  
mail@sphinxconnect.fr

**Subsidiary Germany:**  
SPHINX Connect GmbH  
Phone: +49 (0) 711 7287 5750  
www.sphinxconnect.de  
mail@sphinxconnect.de

**Subsidiary Great Britain:**  
S-Connect Ltd.  
Phone: +44 (0) 1276 203 10  
www.s-connect.ltd.uk  
mail@s-connect.ltd.uk

**Subsidiary Austria:**  
S-Connect Vertriebs GmbH  
Phone: +43 (1) 504 84 78 0  
www.s-connect.at  
mail@s-connect.at

**Subsidiary Denmark:**  
S-Connect Danmark ApS  
Phone: +45 86 205 151  
www.s-connect.dk  
info@s-connect.dk

**Subsidiary Switzerland:**  
SPHINX Connect GmbH  
Phone: +41 (0) 41 767 30 80  
www.sphinxgroup.ch  
mail@sphinxgroup.ch

**Branch Offices Spain/Belgium:**  
Spain Phone: +34 913 109 823  
mail@s-connect-espana.com  
Belgium Phone: +32 26 39 39 48  
benelux@sphinxconnect.com