UNLESS OTHERWISE NOTED DIMENSIONS ARE IN INCHES	TOLERANCES ARE:		TITLE:	DWG NO:
ONE PLACE DECIMALS ± .1[2.5] TWO PLACE DECIMALS ± .01[.25]	THREE PLACE DECIMALS ± .005[.127] FOUR PLACE DECIMALS ± .0020[.051]	ANGLES ± 2°	2mm SOCKET/ POWER COMBO ASM	PCS2-1XX-XX-XX-X-XX SHEET 1 OF 1

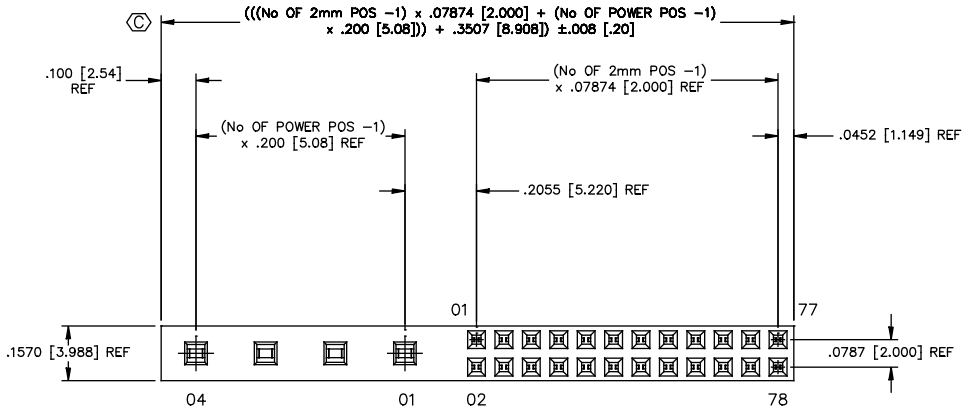

PCS2-1XX-XX-XX-X-XX

No OF 2mm POSITIONS PER ROW
-01 THRU -39

2mm LEAD STYLE
-01
(USE C-97-01-XX)

2mm POSITION PLATING SPECIFICATION
-L: (LIGHT GOLD CONTACT/TIN TAIL) SIGNAL POS (C-97-01-L), POWER POS (C-124-01-T).
-F: (FLASH GOLD CONTACT/TIN TAIL) SIGNAL POS (C-97-01-F), POWER POS (C-124-01-T).
-LM: (LIGHT GOLD CONTACT/MATTE TIN TAIL) SIGNAL POS (C-97-01-L), POWER POS (C-124-01-T).
-FM: (FLASH GOLD CONTACT/MATTE TIN TAIL) SIGNAL POS (C-97-01-F), POWER POS (C-124-01-T).

ROW SPECIFICATION
-D: DOUBLE ROW
(USE PCS2-XX-D-X)

POWER POSITIONS
-04, -03, -02, -01

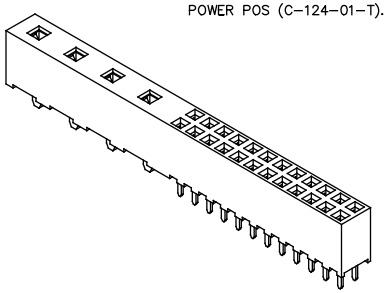

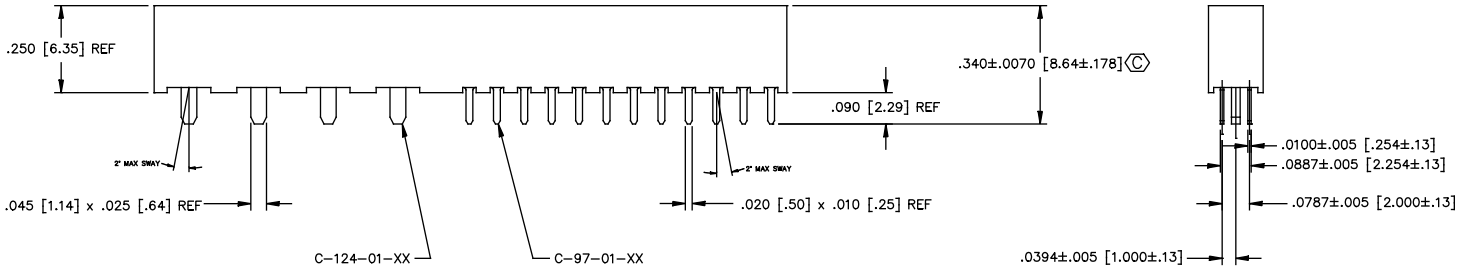

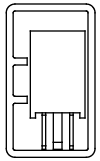

PACKAGING VIEW
TUBE: PT-1-24-01-25
PLUG: TP-03 (2)

NOTES:
1. MAX ALLOWABLE BOW: .005 IN/IN AFTER ASSEMBLY
2. PUSHOUT FORCE SHALL BE: 8 oz MINIMUM ON SIGNAL POSITIONS, 2 lb MINIMUM ON POWER POSITIONS.
3. Ⓒ REPRESENTS A CRITICAL DIMENSION.
4. INSERTION FORCE; SIGNAL: 1.8 oz AVG
   POWER: 1.75 lb AVG.
5. WITHDRAWAL FORCE; SIGNAL: 1.0 oz AVG
   POWER: 1.25 lb AVG.

MATERIAL:

INSULATOR: VECTRA E130i
COLOR: BLACK

POWER CONTACT: BeCu 174 HT
SIGNAL CONTACT: 510 PHOS BRONZE

MAX BOW ALLOWED: .005 [.13] IN/IN
MAX FLASH ALLOWED: .015 [.13]

EXISPROD\ASSEMBLY\COMBO
PCS2-ASM

samtec

520 PARK EAST BLVD. NEW ALBANY, INDIANA 47150
PHONE (812) 944-6733 P.O. BOX 1147
CODE 55322

MADE BY: PURVIS 06-17-98

PCS2-1XX-XX-XX-X-XX
SHEET 1 OF 1

* PROPRIETARY NOTE *
THIS DOCUMENT CONTAINS CONFIDENTIAL AND PROPRIETARY INFORMATION AND ALL DESIGN, MANUFACTURING, REPRODUCTION, USE, PATENT RIGHTS AND SALES RIGHTS ARE EXPRESSLY RESERVED BY SAMTEC, INC. THIS DOCUMENT SHALL NOT BE DISCLOSED, IN WHOLE OR PART, TO ANY THIRD PARTY, PERSON OR ENTITY NOR REPRODUCED, PERMITTED TO BE INCORPORATED IN ANY OTHER PROJECT IN ANY MANNER WITHOUT THE EXPRESS WRITTEN CONSENT OF SAMTEC, INC.