

SLIM BODY FLAT RIBBON IDC CABLES

(2.54 mm) .100" PITCH • IDSS/IDSD/IDMS/IDMD SERIES



IDSS/IDMS/IDMD

Mates:

TSW, MTSW, TSM, EJH, PHT, HMTSW, HTSW, HW, DW, EW, ZW, MTLW

IDSD

Mates:

TST, HTST, ZST, EJH

SERIES	ROW OPTION	NO. PINS PER ROW
IDM = Standard Tail Male Plug	S = Single	-02 thru -32 = IDMS/IDMD
IDS = Socket	D = Double (Color coded cable Not available for 31 thru 36 pins/row. See -G option.)	-02 thru -36 = IDSS/IDSD

SPECIFICATIONS

Insulator Material:

Black Glass Filled Polyester

Contact (IDSS/IDSD):

BeCu

Terminal (IDMS/IDMD):

Phosphor Bronze

Plating:

Au over 50 μ " (1.27 μ m) Ni or Sn over 100 μ " (2.54 μ m) Cu or 50 μ " (1.27 μ m) Ni

Wire:

28 AWG 7/36 stranded
Tinned Copper Web footer

Current Rating (IDMD):

3 A per pin
(2 pins powered)

Temperature Range:

-20 °C to +105 °C

(Rainbow Cable)

-40 °C to +105 °C

(Gray Cable)

Voltage Rating:

425 VAC/600 VDC

Lead Size Range:

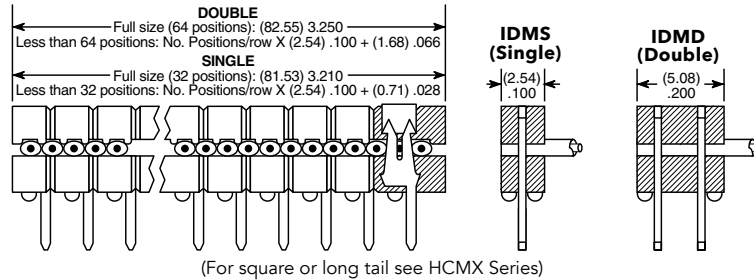
(0.56 mm) .022" SQ to

(0.71 mm) .028" SQ

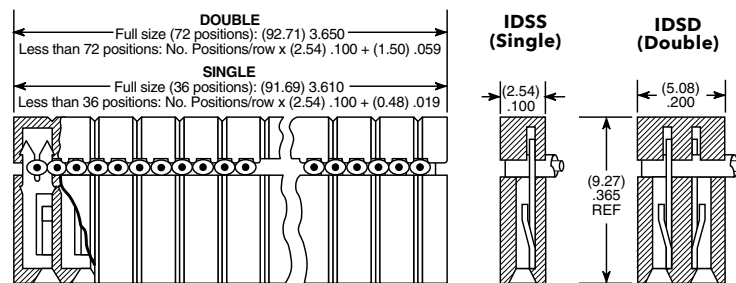
Lead Insertion Depth:

(5.59 mm) .220" to

(6.22 mm) .245"



IDMX shown



IDSX shown

ALSO AVAILABLE

Molded-To-Position IDC Assemblies

Low Profile

Skinny side locks

Dual beam contacts

Single and double row

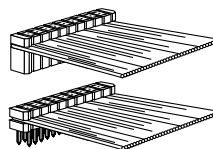

(6.35mm) .025" square and

(5.84mm) .230" length tail available

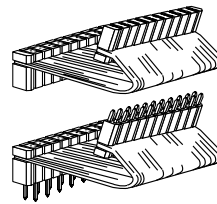
Visit samtec.com?HCSD, samtec.com?HCSS,

samtec.com?HCMD or samtec.com?HCMS

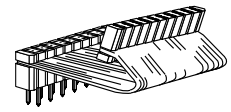
for more detailed information.



Single End (-S)



Double End (-D)



Transfer End (-T)

Note:

This Series is non-standard, non-returnable.



END ASSEMBLY

ASSEMBLED LENGTH

OPTION

-S
= Single End
(Socket or Male Plug on one end)

-D
= Double End
(Socket or Male Plug on each end)

-T
= Transfer End
(Male Plug on one end with socket on other.
Begin part number with IDM)

-"XX.XX"
= Assembled Length

-T
= Tin Plating
(Both Ends)

-C
= Tin IDM,
10 μ" (0.25 μm) Gold IDS
(-T End Assembly Required)

-A
= Tin IDS,
10 μ" (0.25 μm) Gold IDM
(-T End Assembly Required)

-P "XX"
= Polarized
Specify "XX" as position.
For Double the same position
will be polarized on both ends.
(Not available on IDM unless transfer,
then only the socket is polarized.)

-G
= Gray Cable
Specify -G for Gray cable.
Gray cable has one red edge.
IDSS and IDMS uses
(2.54 mm) .100" centerline cable.
IDSD and IDMD uses
(1.27 mm) .050" centerline cable.
Cable is 28 AWG 7/36 copper wire.
Standard cable is same as
above except color

-ST "X"
= Stripped & Tinned
(Specify Suffix from table)
(All dimensions are ± 1/16" (1.59 mm)
(Not available in 28 positions and higher)

-B "XX"
= Breakout
(Specify "XX" as number of
conductors to be broken out)
(Breakout starts with Number 1 lead
indicated by brown wire or red stripe.
Shown on top side)

-RW
= Reverse Wiring
(#1 wire opposite position #1)

-S "XX"
= Daisy Chain, Single
(When mating double row
connector with two single row
connectors, the outer most single will
be connected to Conductor #1 and
the inside single to Conductor #2)

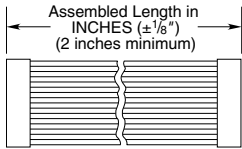
-D "XX"
= Daisy Chain, Double

-W "XX"
= Wiring Reverse Daisy Chain, Single
(Same as -S "XX" except outer strip
connected to Conductor #2 and inside
strip connected to Conductor #1)

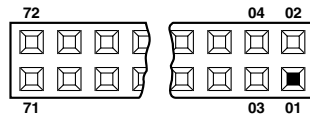
-R
= Reversed

-M
= Middle Reversed
(Requires -SXX, -WXX or -DXX)

-O
= Outside Reversed
(Requires -SXX, -WXX or -DXX)



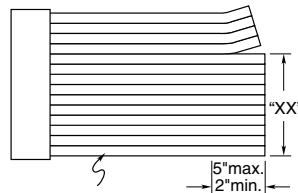
Assembled Length (-"XX.XX")



Polarized (-P "XX")

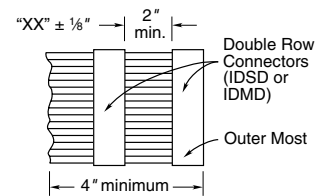
-ST8	1/8" (3.18)
-ST4	1/4" (6.35)
-ST2	1/2" (12.70)
-ST3	3/8" (9.53)

Stripped & Tinned (-ST "X")

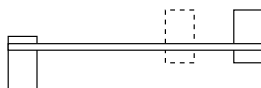


Breakout starts with
Number 1 lead indicated
by brown wire or red stripe.
Shown on top side.

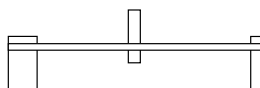
Breakout (-B "X")



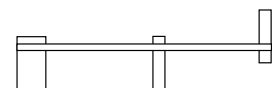
Daisy Chain Single (-S "XX")



Reversed (-R)



Middle Reversed (-M)



Outside Reversed (-O)