

Panel feed-through terminal block - HDFKV 16 RD - 0717681

Please be informed that the data shown in this PDF Document is generated from our Online Catalog. Please find the complete data in the user's documentation. Our General Terms of Use for Downloads are valid (<http://phoenixcontact.com/download>)



The figure shows the gray version


Panel feed-through terminal block, connection method: Screw connection with tension sleeve, Screw connection with tension sleeve, number of positions: 1, load current: 76 A, cross section: 0.5 mm² - 25 mm², connection direction of the conductor to plug-in direction: -90 °, width: 12.1 mm, color: red

Your advantages

- ✓ Well-known connection principle allows worldwide use
- ✓ Low temperature rise, thanks to maximum contact force
- ✓ Tool-free snap-in principle enables easy mounting on the device panel
- ✓ Automatic panel thickness compensation enables universal use



Key Commercial Data

Packing unit	1 pc
Minimum order quantity	50 pc
GTIN	 4 017918 981914
GTIN	4017918981914
Weight per Piece (excluding packing)	41.520 g
Custom tariff number	85369010
Country of origin	Greece

Technical data

Item properties

Brief article description	Panel feed-through terminal block
Range of articles	HDFKV 16
Pitch	12.1 mm
Number of positions	1

Panel feed-through terminal block - HDFKV 16 RD - 0717681

Technical data

Item properties

Connection method	Screw connection with tension sleeve
Number of connections	2
Number of potentials	1

Electrical parameters

Nominal current	76 A
Nom. voltage	500 V
Rated voltage	500 V

Connection capacity, external

Connection method	Screw connection with tension sleeve
Connection direction of the conductor to plug-in direction	-90 °
Conductor cross section solid	0.5 mm² ... 25 mm²
Conductor cross section flexible	0.5 mm² ... 16 mm²
Conductor cross section flexible, with ferrule without plastic sleeve	0.5 mm² ... 16 mm²
Conductor cross section, flexible, with ferrule, with plastic sleeve	0.5 mm² ... 16 mm²
2 conductors with same cross section, solid	0.5 mm² ... 6 mm²
2 conductors with same cross section, flexible	0.5 mm² ... 6 mm²
2 conductors with same cross section, flexible, with ferrule without plastic sleeve	0.5 mm² ... 6 mm²
2 conductors with the same cross section, flexible, with TWIN ferrule with plastic sleeve	0.5 mm² ... 6 mm²
Internal cylindrical gage	B7
Stripping length	16 mm
Torque	2 Nm ... 2.3 Nm

Connection capacity, internal

Connection method	Screw connection with tension sleeve
Connection direction of the conductor to plug-in direction	-90 °
Conductor cross section solid	0.5 mm² ... 25 mm²
Conductor cross section flexible	0.5 mm² ... 16 mm²
Conductor cross section flexible, with ferrule without plastic sleeve	0.5 mm² ... 16 mm²
Conductor cross section, flexible, with ferrule, with plastic sleeve	0.5 mm² ... 16 mm²
2 conductors with same cross section, solid	0.5 mm² ... 6 mm²
2 conductors with same cross section, flexible	0.5 mm² ... 6 mm²
2 conductors with same cross section, flexible, with ferrule without plastic sleeve	0.5 mm² ... 6 mm²
2 conductors with the same cross section, flexible, with TWIN ferrule with plastic sleeve	0.5 mm² ... 6 mm²
Internal cylindrical gage	B7

Panel feed-through terminal block - HDFKV 16 RD - 0717681

Technical data

Connection capacity, internal

Stripping length	16 mm
Torque	2 Nm ... 2.3 Nm

Material data - contact

Note	WEEE/RoHS-compliant, free of whiskers according to IEC 60068-2-82/ JEDEC JESD 201
Contact material	Cu alloy
Surface characteristics	tin-plated

Material data - housing

Housing color	red (3001)
Insulating material	PA
Insulating material group	I
CTI according to IEC 60112	600
Flammability rating according to UL 94	V0
Glow wire flammability index GWFI according to EN 60695-2-12	850
Glow wire ignition temperature GWIT according to EN 60695-2-13	775
Temperature for the ball pressure test according to EN 60695-10-2	125 °C

Dimensions for the product

Width [w]	12.1 mm
Height [h]	39.7 mm
Pitch	12.1 mm

Packaging information

Pieces per package	50
Denomination packing units	Pcs.

General product information

Type of note	Notes on safety
Note	The cable entry funnel is not touch-proof. Never connect or disconnect the terminal when it is energized. Take appropriate steps to ensure touch proofness.

Electrical tests

Rated current	76 A
Conductor cross section	16 mm ²

Air clearances and creepage distances

Clearances and creepage distances	Metal wall 1#mm IEC 60947-7-1:2002-07
Application	Metal wall 1#mm
Specification	IEC 60947-7-1:2002-07

Panel feed-through terminal block - HDFKV 16 RD - 0717681

Technical data

Air clearances and creepage distances

Minimum clearance - inhomogeneous field (III/3)	5.5 mm
Minimum creepage distance value (III/3)	6.3 mm

Standards and Regulations

Connection in acc. with standard	CUL
	IEC 60947-7-1
Flammability rating according to UL 94	V0
Safety note	<ul style="list-style-type: none"> • WARNING: Only electrically qualified personnel may install and operate the product. They must observe the following safety notes. The qualified personnel must be familiar with the basics of electrical engineering. They must be able to recognize and prevent danger. The relevant symbol on the packaging indicates that only personnel familiar with electrical engineering are allowed to install and operate the product. • The installation notes/Design In documents online on the download page at phoenixcontact.com/products must be observed for this product. • The cable entry funnel is not safe to touch. Never connect or disconnect the terminal when it is energized. Take appropriate steps to ensure touch protection. # There is no electrical contact to the housing. Ensure protective grounding is established for green-yellow color versions.

Environmental Product Compliance

REACH SVHC	Lead 7439-92-1
China RoHS	Environmentally Friendly Use Period = 50 years
	For details about hazardous substances go to tab "Downloads", Category "Manufacturer's declaration"

Classifications

eCl@ss

eCl@ss 10.0.1	27141134
eCl@ss 4.0	27141100
eCl@ss 4.1	27141100
eCl@ss 5.0	27141100
eCl@ss 5.1	27141100
eCl@ss 6.0	27141100
eCl@ss 7.0	27141134
eCl@ss 8.0	27141134
eCl@ss 9.0	27141134

ETIM

ETIM 2.0	EC001283
----------	----------

Panel feed-through terminal block - HDFKV 16 RD - 0717681

Classifications

ETIM

ETIM 3.0	EC001283
ETIM 4.0	EC001283
ETIM 5.0	EC001283
ETIM 6.0	EC001283
ETIM 7.0	EC001283

UNSPSC

UNSPSC 6.01	30211811
UNSPSC 7.0901	39121410
UNSPSC 11	39121410
UNSPSC 12.01	39121410
UNSPSC 13.2	39121410
UNSPSC 18.0	39121410
UNSPSC 19.0	39121410
UNSPSC 20.0	39121410
UNSPSC 21.0	39121410

Approvals


Approvals

Approvals

KEMA-KEUR / IECCEB Scheme / EAC / cULus Recognized


Ex Approvals


Approval details


KEMA-KEUR		http://www.dekra-certification.com	2169260.01
Nominal voltage UN	500 V		
Nominal current IN	76 A		
mm ² /AWG/kcmil	16		

Panel feed-through terminal block - HDFKV 16 RD - 0717681

Approvals

IECEE CB Scheme		http://www.iecee.org/	NL-29947
Nominal voltage UN	500 V		
Nominal current IN	76 A		
mm²/AWG/kcmil	16		

EAC		B.01687
-----	---	---------

cULus Recognized		http://database.ul.com/cgi-bin/XYV/template/LISEXT/1FRAME/index.htm	E60425-19870911
	B	C	D
Nominal voltage UN	300 V	150 V	300 V
Nominal current IN	85 A	85 A	10 A
mm²/AWG/kcmil	20-4	20-4	20-4