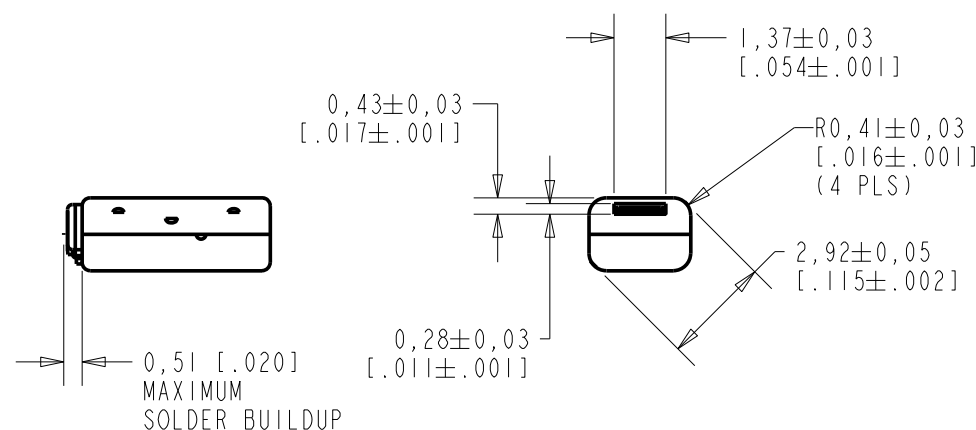
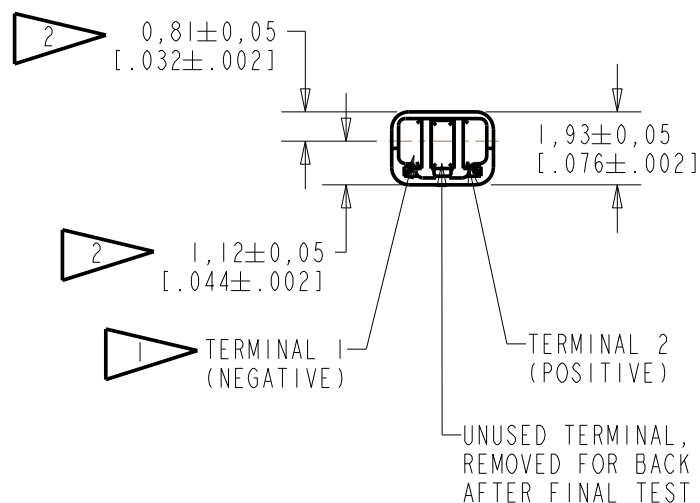
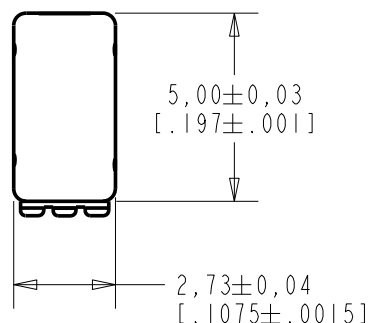


FK-23989-000

SHT 1.1

NOTES:

- 1 A POSITIVE GOING VOLTAGE AT TERMINAL 2, RELATIVE TO TERMINAL 1, CAUSES A DECREASE IN PRESSURE AT THE SOUND OUTLET.
- 2 LOCATED FROM TWO SURFACES FOR CUSTOMER CONVENIENCE. ONLY APPLICABLE FROM ONE SURFACE, NOT TO BE USED TOGETHER.



SCALE 2:1

DIMENSIONS IN MILLIMETERS [INCHES]

KNOWLES ELECTRONICS
ITASCA, ILLINOIS U.S.A.

Revision	C.O. #	Implementation Date	RELEASE LEVEL	REVISION
E	C10108259P	12-29-08	Active	E
D	C10105758	4-26-07		
SCALE: 5:1			DR. BY	DATE
DO NOT SCALE DRAWING			CRG	2-6-06
TITLE: RECEIVER OUTLINE DRAWING			CK. BY	DATE
			GJP	2-8-06
			APP. BY	DATE
			GJP	2-8-06
			SHT 1.1	

KE111ASIZE.FRM

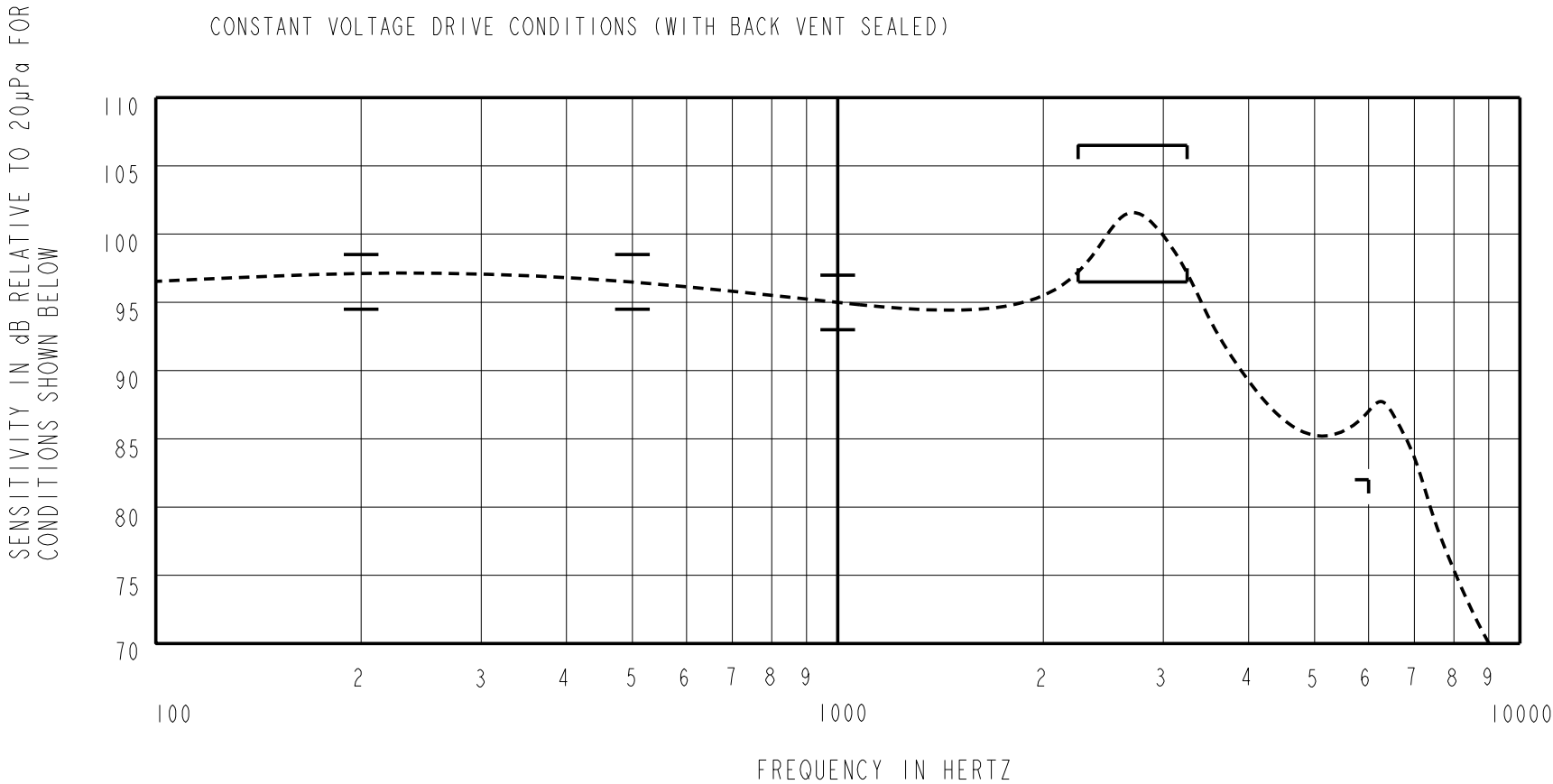
Rev: B

AN UNDAMPED AND TUBELESS MAGNETIC BALANCED ARMATURE RECEIVER
INTENDED FOR USE IN CIC HEARING INSTRUMENTS OR AS THE LOW
FREQUENCY DRIVER IN A HIFI SYSTEM. EXTERNAL BACK VENT IS
PROVIDED ON THE CENTER PAD OF TERMINAL.

NO DAMPING

FK-23989-000
SHEET 2.1

NOTE: SPECIFICATIONS FOLLOWED BY AN ASTERISK (*) ARE 100% TESTED.



ACOUSTICAL

SENSITIVITY*
DEVICE WILL PRODUCE THE SPL LISTED BELOW UNDER TEST CONDITIONS DESCRIBED IN TABLE 3.
NOMINAL SENSITIVITY AT 1kHz IS dB RELATIVE TO 20μPa. ALL OTHER VALUES
IN dB RELATIVE TO THE SENSITIVITY AT 1kHz.

FREQUENCY (Hz)	MINIMUM	NOMINAL	MAXIMUM
200	-0.5	+1.5	+3.5
500	-0.5	+1.5	+3.5
1000	-2.0	95.0	+2.0
2250 - 3250	+3.5	+6.5	+9.5
6000	-13.0	---	---

TABLE 1

TOTAL HARMONIC DISTORTION*
DEVICE WILL NOT EXCEED TOTAL HARMONIC DISTORTION LEVELS LISTED BELOW.

FREQUENCY (Hz)	AC DRIVE (V rms)	DC BIAS (V)	LIMIT (%)
920	0.174	0	5
1380	0.174	0	5
920	0.491	0	10

TABLE 2

TEST CONDITIONS

NOMINAL SOURCE VOLTAGE	0.174 V rms, 0 mA DC BIAS
SOURCE IMPEDANCE	<1 Ohm
TUBING	10mm [.394"] LONG, 1mm [.039"] I.D.
COUPLER CAVITY	2 CM ³ , SIMULATED ANSI S3.7 TYPE HA-3 (IEC 126)

TABLE 3

ELECTRICAL

DC RESISTANCE	100 Ohms ± 10%*
IMPEDANCE @ 500 Hz	112 Ohms ± 15%*
IMPEDANCE @ 1kHz	145 Ohms ±15%*

TABLE 4

ISOLATION: CASE WILL BE ELECTRICALLY ISOLATED FROM THE COIL CIRCUIT.*

MECHANICAL

PORT LOCATION: 12N

SOLDER TYPE: SAC305
TEMPERATURE:
OPERATING: SENSITIVITY WILL NOT VARY
MORE THAN +1/-3 dB FROM
-17°C TO 63°C
STORAGE: -40°C TO 63°C

KNOWLES ELECTRONICS
ITASCA, ILLINOIS U.S.A.

Revision	C.O. #	Implementation Date	RELEASE LEVEL	REVISION
E	C10108259P	12-29-08	Active	E
D	C10105758	4-26-07		
WHEN TEST LIMITS ARE USED TO ESTABLISH INCOMING INSPECTION ACCEPTANCE/REJECTION CRITERIA, CORRELATION OF TEST EQUIPMENT WITH KNOWLES IS ALSO REQUIRED FOR ELIMINATION OF EQUIPMENT AND TEST METHOD VARIATION			DR. BY	DATE
			CRG	2-6-06
			CK. BY	DATE
			GJP	2-8-06
			APP. BY	DATE
			GJP	2-8-06

TITLE:	RECEIVER	FK-23989-000
PERFORMANCE SPECIFICATION		SHT 2.1

Mouser Electronics

Authorized Distributor

Click to View Pricing, Inventory, Delivery & Lifecycle Information:

Knowles:

[FK-23989-000](#)