

Data Sheet



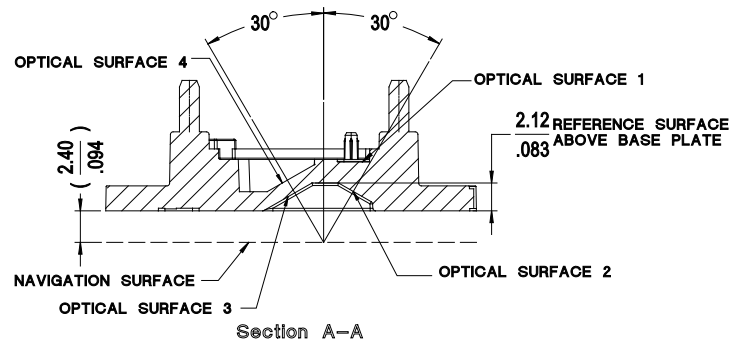
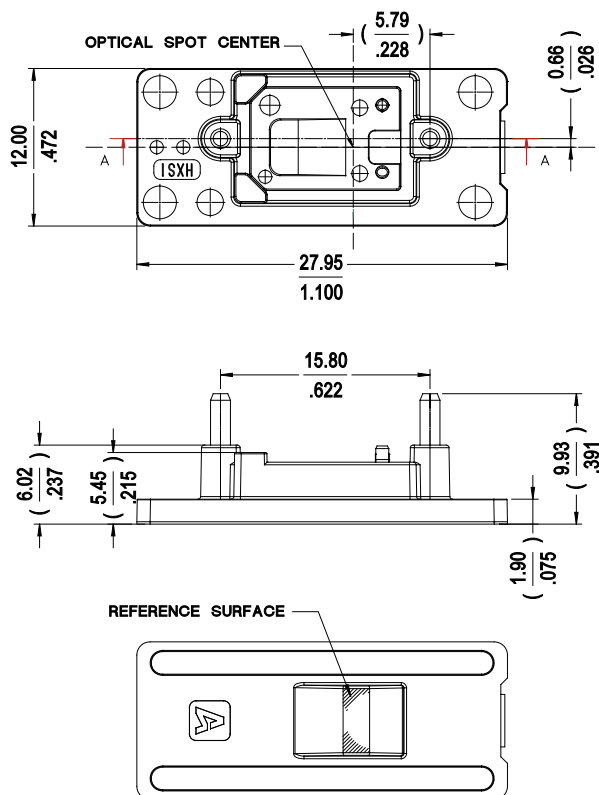
Lead (Pb) Free
RoHS 6 fully
compliant



Description

The ADNS-7100-001 laser mouse trim lens is designed for use with Avago Technologies ADNS-7630 one chip Bluetooth LaserStream™ sensors. Together with the VCSEL, the ADNS-7100-001 trim lens provides the directed illumination and optical imaging necessary for

proper operation of the sensor. ADNS-7100-001 trim lens is a precision molded optical component and should be handled with care to avoid scratching of the optical surfaces.



Notes:

1. Dimensions in millimeters/inches
2. Dimensional tolerance: $\pm 0.10\text{mm}$
3. Angular tolerance: $\pm 3^\circ$
4. Maximum flash: 0.20mm
5. () reference dimension

Figure 1. ADNS-7100-001 trim lens outline drawings and details

Mechanical Assembly Requirements

All specifications reference Figure 2, Optical System Assembly Diagram

Parameters	Symbol	Minimum	Typical	Maximum	Units	Conditions
Distance from Object Surface to Lens Reference Plane	A	2.18	2.40	2.62	mm	For ADNS-7100-001 with ADNS-7630 sensor
Distance from Object Surface to Sensor Pin Reference Plane	B		7.85		mm	Sensor Pin Reference Plane must be in contact with Lens Housing Surface

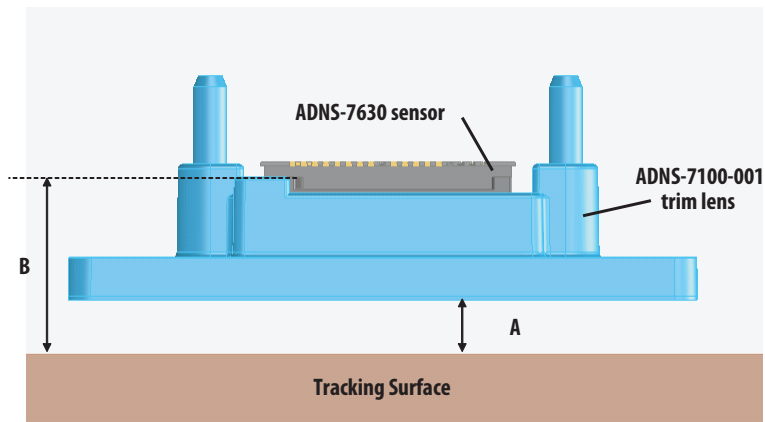


Figure 2. Optical system assembly cross-section diagram



Figure 3. Avago Technologies logo location

Lens Design Optical Performance Specifications

All specifications are based on the Mechanical Assembly Requirements.

Parameters	Symbol	Min.	Typical	Max.	Units	Conditions
Design Wavelength	λ		842		nm	
Lens Material* Index of Refraction	N	1.5693	1.5713	1.5735		$\lambda = 842 \text{ nm}$

*Lens material is polycarbonate. Cyanoacrylate based adhesives should not be used as they will cause lens material deformation.

Mounting Instructions for the ADNS-7100-001 Laser Mouse Trim Lens to the Base Plate

An STEP or IGES format drawing file with design specifications for laser mouse base plate features is available. These features are useful in maintaining proper positioning and alignment of the ADNS-7100-001 trim lens when used with the Avago Technologies ADNS-7630 one chip Bluetooth LaserStream™ sensor. This file can be obtained by contacting your local Avago Technologies sales representative.

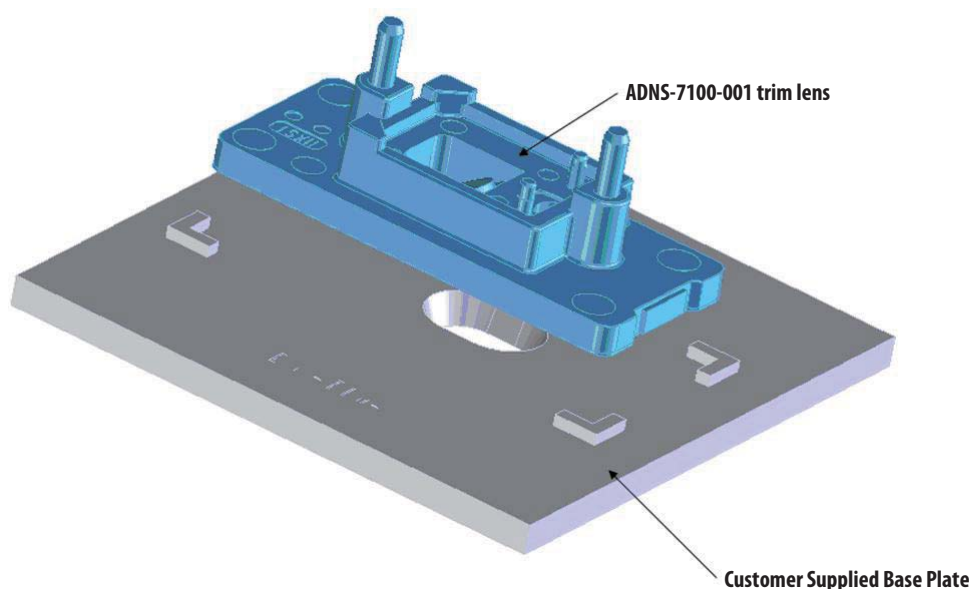


Figure 4. Illustration of base plate mounting features for ADNS-7100-001 trim lens

For product information and a complete list of distributors, please go to our web site: www.avagotech.com

Avago, Avago Technologies, and the A logo are trademarks of Avago Technologies in the United States and other countries.
Data subject to change. Copyright © 2005-2010 Avago Technologies. All rights reserved.
AV02-0688EN - June 4, 2010

Avago
TECHNOLOGIES

Mouser Electronics

Authorized Distributor

Click to View Pricing, Inventory, Delivery & Lifecycle Information:

[Avago Technologies:](#)

[ADNS-7100-001](#)