


## Printed-circuit board connector - ZEC 1,5/ 3-ST-5,0 C2 R1,3 - 1883051

Please be informed that the data shown in this PDF Document is generated from our Online Catalog. Please find the complete data in the user's documentation. Our General Terms of Use for Downloads are valid (<http://download.phoenixcontact.com>)

Direct connector, Nominal current: 10 A, Rated voltage (III/2): 320 V, Number of positions: 3, Pitch: 5 mm, Connection method: Spring-cage conn., Color: green, Contact surface: Tin, Assembly: Direct connector



The figure shows a 10-position version of the product

### Product Features

- ✓ Larger numbers of positions available on request
- ✓ Contact made directly on a 1.6 mm thick PCB without additional pin strips
- ✓ Chamfer in the plug-in area has a positive effect on insertion and withdrawal forces/cycles



### Key commercial data

Packing unit	1 1
Minimum order quantity	50 1
Weight per Piece (excluding packing)	5.43 GRM
Custom tariff number	85366990
Country of origin	Germany

### Technical data

#### Dimensions

Pitch	5 mm
Dimension a	15 mm

#### General

Range of articles	ZEC 1,5/...-ST
Insulating material group	I
Rated surge voltage (III/3)	4 kV
Rated surge voltage (III/2)	4 kV
Rated surge voltage (II/2)	4 kV
Rated voltage (III/3)	250 V

# Printed-circuit board connector - ZEC 1,5/ 3-ST-5,0 C2 R1,3 - 1883051

## Technical data

### General

Rated voltage (III/2)	320 V
Rated voltage (II/2)	630 V
Connection in acc. with standard	EN-VDE
Nominal current $I_N$	10 A
Nominal cross section	1.5 mm <sup>2</sup>
Maximum load current	10 A (with 1.5 mm <sup>2</sup> conductor cross section)
Insulating material	PA
Inflammability class according to UL 94	V0
Internal cylindrical gage	A 1
Stripping length	7 mm
Number of positions	3

### Connection data

Conductor cross section solid min.	0.2 mm <sup>2</sup>
Conductor cross section solid max.	1.5 mm <sup>2</sup>
Conductor cross section stranded min.	0.2 mm <sup>2</sup>
Conductor cross section stranded max.	1.5 mm <sup>2</sup>
Conductor cross section stranded, with ferrule without plastic sleeve min.	0.25 mm <sup>2</sup>
Conductor cross section stranded, with ferrule without plastic sleeve max.	1.5 mm <sup>2</sup>
Conductor cross section stranded, with ferrule with plastic sleeve min.	0.25 mm <sup>2</sup>
Conductor cross section stranded, with ferrule with plastic sleeve max.	1.5 mm <sup>2</sup>
Conductor cross section AWG/kcmil min.	24
Conductor cross section AWG/kcmil max	16
2 conductors with same cross section, stranded, TWIN ferrules with plastic sleeve, min.	0.5 mm <sup>2</sup>
2 conductors with same cross section, stranded, TWIN ferrules with plastic sleeve, max.	0.5 mm <sup>2</sup>
Minimum AWG according to UL/CUL	26
Maximum AWG according to UL/CUL	14

## Classifications

### eCl@ss

eCl@ss 4.0	272607xx
eCl@ss 4.1	27260701
eCl@ss 5.0	27260701
eCl@ss 5.1	27260701
eCl@ss 6.0	27260704

## Printed-circuit board connector - ZEC 1,5/ 3-ST-5,0 C2 R1,3 - 1883051

### Classifications

#### eCl@ss

eCl@ss 7.0	27440402
eCl@ss 8.0	27440402

#### ETIM

ETIM 3.0	EC001121
ETIM 4.0	EC002637
ETIM 5.0	EC002637

#### UNSPSC

UNSPSC 6.01	30211810
UNSPSC 7.0901	39121409
UNSPSC 11	39121409
UNSPSC 12.01	39121409
UNSPSC 13.2	39121409

### Approvals

#### Approvals


#### Approvals

UL Recognized / VDE Gutachten mit Fertigungsüberwachung / cUL Recognized / IECCE CB Scheme / GOST / GOST / cULus Recognized

#### Ex Approvals


#### Approvals submitted


#### Approval details

UL Recognized 		
	B	D
mm²/AWG/kcmil	26-14	26-14
Nominal current I <sub>N</sub>	10 A	10 A
Nominal voltage U <sub>N</sub>	300 V	300 V


## Printed-circuit board connector - ZEC 1,5/ 3-ST-5,0 C2 R1,3 - 1883051


### Approvals

VDE Gutachten mit Fertigungsüberwachung 	
mm²/AWG/kcmil	0.2-1.5
Nominal current I <sub>N</sub>	10 A
Nominal voltage U <sub>N</sub>	250 V

cUL Recognized 		
	B	D
mm²/AWG/kcmil	26-14	26-14
Nominal current I <sub>N</sub>	10 A	10 A
Nominal voltage U <sub>N</sub>	300 V	300 V

IECEE CB Scheme 
---

GOST 
--

GOST 
--

cULus Recognized 
--

### Accessories

Accessories

Labeled terminal marker

## Printed-circuit board connector - ZEC 1,5/ 3-ST-5,0 C2 R1,3 - 1883051

### Accessories

Marker cards - SK 5/3,8:FORTL.ZAHLEN - 0804183



Marker cards, Card, white, labeled, Horizontal: Consecutive numbers 1 - 10, 11 - 20, etc. up to 91 - (99)100, Mounting type: Adhesive, For terminal block width: 5 mm

### Screwdriver tools

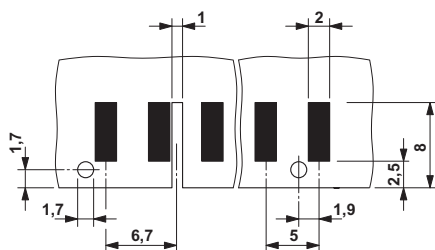
Screwdriver - SZF 0-0,4X2,5 - 1204504



Actuation tool, for ST terminal blocks, also suitable for use as a bladed screwdriver, size: 0.4 x 2.5 x 75 mm, 2-component grip, with non-slip grip

### Drawings

Drilling diagram



Size of the PCB:  $1.6 \pm 0.2$  mm

Dimensioned drawing

