

Sensor/actuator box - SACB-4/ 8-M23 - 1692802

Please be informed that the data shown in this PDF Document is generated from our Online Catalog. Please find the complete data in the user's documentation. Our General Terms of Use for Downloads are valid (<http://phoenixcontact.com/download>)



Sensor/actuator box, Application: Standard, Connection method: M12 socket Plastic, Number of slots: 4, Number of positions: 5, Slot assignment: Double, Status indication: No, Universal; Master cable connection: M23 plug connection 90°, Shielding: No

The illustration shows a version with 8 slots

Product Features

- ✓ Safety in the field, thanks to molded housing and high degree of protection
- ✓ Flexible, distributed bundling of signals in one master cable
- ✓ Save space: distributor box with double occupancy for two sensors in one slot



Key commercial data

Packing unit	1 pc
Weight per Piece (excluding packing)	101.4 GRM
Custom tariff number	85366990
Country of origin	Poland

Technical data

General

Rated voltage	120 V
Max. operating voltage U_{max}	135 V
Current carrying capacity per I/O signal	2 A
Current carrying capacity per slot	4 A
Total rated current	12 A
Number of positions	5
Number of slots	4
Inflammability class according to UL 94	V0
Sensor/actuator connection system	M12 socket

Ambient conditions

Sensor/actuator box - SACB-4/ 8-M23 - 1692802

Technical data

Ambient conditions

Degree of protection	IP65
	IP67
Ambient temperature (operation)	-20 °C ... 75 °C

Master cable data/connection data

Connection method	M23 plug connection
Tightening torque slot sensor/actuator cable	0.4 Nm

Insulation material

Housing material	PA
Contact material	CuSn
Contact surface material	Ni/Au
Contact carrier material	PA
Material of contact, master cable side	CU alloy
Material of contact surface, master cable side	Gold-plated
Material of the contact carrier on the master cable side	PA
Material of threaded sleeve	PA
Material, O-ring	NBR

Pin assignment

Slot/position = Wire color or connection	1 / 4 (A) = 15
	1 / 2 (B) = 7
	2 / 4 (A) = 5
	2 / 2 (B) = 4
	3 / 4 (A) = 16
	3 / 2 (B) = 8
	4 / 4 (A) = 3
	4 / 2 (B) = 14
	1-4 / 1 (+ 120 V) = 19
	1-4 / 3 (0 V) = 6
	1-4 / 5 (PE) = 12

Classifications

eCl@ss

eCl@ss 4.0	27140815
eCl@ss 4.1	27140815
eCl@ss 5.0	27143423
eCl@ss 5.1	27143423

Sensor/actuator box - SACB-4/ 8-M23 - 1692802

Classifications

eCl@ss

eCl@ss 6.0	27143423
eCl@ss 7.0	27449001
eCl@ss 8.0	27449001

ETIM

ETIM 2.0	EC000200
ETIM 3.0	EC001856
ETIM 4.0	EC002585
ETIM 5.0	EC002585

UNSPSC

UNSPSC 6.01	31261501
UNSPSC 7.0901	31261501
UNSPSC 11	31261501
UNSPSC 12.01	31261501
UNSPSC 13.2	31261501

Approvals

Approvals

Approvals

UL Recognized / cUL Recognized / GOST / cULus Recognized

Ex Approvals

Approvals submitted

Approval details

UL Recognized	
mm ² /AWG/kcmil	22-16
Nominal voltage UN	120 V

Sensor/actuator box - SACB-4/ 8-M23 - 1692802

Approvals

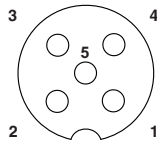
cUL Recognized	
mm ² /AWG/kcmil	22-16
Nominal voltage UN	120 V

GOST	
------	--

cULus Recognized	
------------------	--

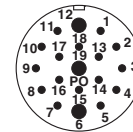
Drawings

Schematic diagram



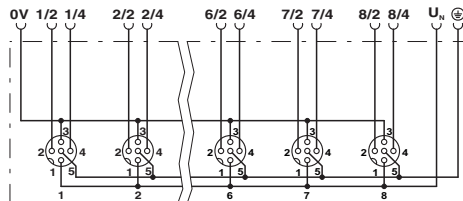
M12 slot, socket, 5-pos.

Schematic diagram



M23 plug connection pin, 19-pos.

Circuit diagram



Sensor/actuator box - SACB-4/ 8-M23 - 1692802

Dimensioned drawing

