

# Phaseo<sup>®</sup> power supplies



Make the most of your energy<sup>SM</sup>

**Schneider**  
Electric

# Phaseo<sup>®</sup> – a global offer of power supplies

## Brief network loss

### Buffer module solution

- Enables output voltage backup in case of cuts of up to 100 ms for current consumption of 40 A (up to 4 s for 0.8 A)

Output Current	Buffer Module
40 A	ABL8 BUF24400



## Availability

### Redundancy solution

- Power supply paralleling
- Automatic switching without interrupts between power supplies: in case of failure of one unit, or in case of network loss if supplies are connected to different networks

Current	Redundancy Module
40 A	ABL8 BUF24400




## Prolonged network loss

### Battery backup solution

- Enables output voltage backup in case of losses of up to several hours
- The battery control module should be associated with a battery according to backup time required

Output Voltage	Control Module
20 A	ABL8 BBU24200
40 A	ABL8 BBU24400

Battery Capacity	Battery
3.2 Ah	ABL8 BPK24A03
7 Ah	ABL8 BPK24A07
12 Ah	ABL8 BPK24A12



# Phaseo<sup>®</sup> power supplies

Designed for simple machines and applications, Modular and Optimum power supplies are primarily appreciated for their extreme compactness.

The new generation of wide-operating range Universal power supplies integrates many of the new functions and offers even more user services with ingenuity by means of function modules.

## Universal range single-/three-phase 100-500 V/72-960 W

### Performance and service for automated systems

- Power reserve of +50% when required
- Single phase modules 2-wire connection Neutral/Phase or Phase/Phase thanks to wide voltage range 100-500 V
- Integrated diagnostics (LED and Relay)
- Conforming to IEC/EN 61000-3-2
- Auxiliary voltage between 5 V and 15 V available DC to DC using converter modules

Rated Input Voltage	Output Voltage	Rated Power Current	Power Supply
100...120/200...500 Vac	24 Vdc	3 A/72 W	ABL8 RPS24030
100...120/200...500 Vac	24 Vdc	5 A/120 W	ABL8 RPS24050
100...120/200...500 Vac	24 Vdc	10 A/240 W	ABL8 RPS24100
100...120/200...240 Vac	24 Vdc	20 A/480 W	ABL8 RPM24200
3 x 380...500 Vac	24 Vdc	20 A/480 W	ABL8 WPS24200
3 x 380...500 Vac	24 Vdc	40 A/960 W	ABL8 WPS24400

Rated Input Voltage	Output Voltage	Rated Power Current	DC-to-DC Converter
24 Vdc	5...6.5 Vdc	6 A/30 W	ABL8 DCC05060
24 Vdc	7...15 Vdc	2 A/30 W	ABL8 DCC12020



# A global offer of power supplies

## Modular range single-phase 100-240 V/7-60 W

Simple and compact



Rated Input Voltage	Output Voltage	Rated Power Current	Power Supply
100...240 Vac	5 Vdc	4 A/20 W	ABL8 MEM05040
100...240 Vac	12 Vdc	2 A/24 W	ABL8 MEM12020
100...240 Vac	24 Vdc	0.3 A/7 W	ABL8 MEM24003
100...240 Vac	24 Vdc	0.6 A/15 W	ABL8 MEM24006
100...240 Vac	24 Vdc	1.2 A/30 W	ABL8 MEM24012
100...240 Vac	24 Vdc	2.5 A/60 W	ABL7 RM24025

## Optimum range single-phase 100-240 V/60-144 W

Simple and compact



Rated Input Voltage	Output Voltage	Rated Power Current	Power Supply
100...240 Vac	12 Vdc	5 A/60 W	ABL7 RP1205
100...240 Vac	24 Vdc	3 A/72 W	ABL8 REM24030
100...240 Vac	24 Vdc	5 A/120 W	ABL8 REM24050
100...240 Vac	48 Vdc	3 A/144 W	ABL7 RP4803

## Dedicated range single-phase 100-240 V/60-240 W

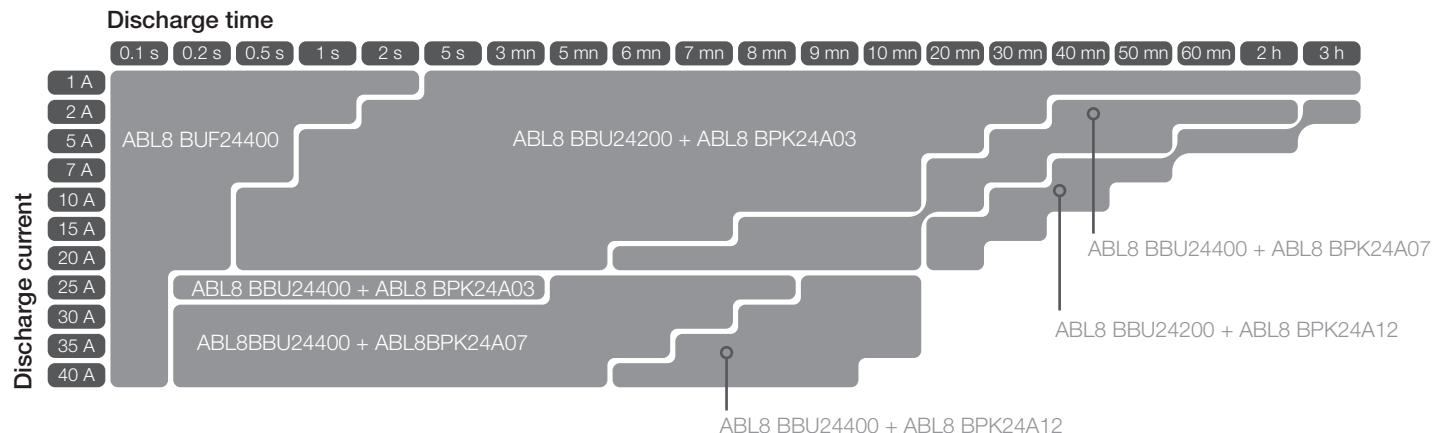
Tailor-made for repetitive machines



Rated Input Voltage	Output Voltage	Rated Power Current	Power Supply
100...240 Vac	12 Vdc	5 A /60 W	ABL1 REM12050
100...240 Vac	24 Vdc	2.5 A/60 W	ABL1 REM24025
100...240 Vac	24 Vdc	4.2 A/100 W	ABL1 REM24042
100...120 Vac/200...240 Vac	24 Vdc	6.2 A/150 W	ABL1 REM24062
100...120 Vac/200...240 Vac	24 Vdc	10 A/240 W	ABL1 REM24100
100...240 Vac	12 Vdc	8.3 A/100 W	ABL1 RPM12083*
100...240 Vac	24 Vdc	4.2 A/100 W	ABL1 RPM24042*
100...120 Vac/200...240 Vac	24 Vdc	6.2 A/150 W	ABL1 RPM24062*
100...120 Vac/200...240 Vac	24 Vdc	10 A/240 W	ABL1 RPM24100*







\*IEC/EN 61000-3-2

## Holding time according to equipment combinations





# Function modules



## Universal power supplies



	Single-phase				Three-phase	
	ABL8 RPS24030	ABL8 RPS24050	ABL8 RPS24100	ABL8 RPM24200	ABL8 WPS24200	ABL8 WPS24400
						
Rated input voltage Permissible value	100–120/200–500 Vac/-15%, +10%			100–120/200–240 Vac/ -15%, +10%	3 X 380–500 Vac/±10%	
Output voltage	24 Vdc rated, adjustable 24–28.8 Vdc					
Rated output current	3 A/72 W	5 A/100 W	10 A/240 W	20 A/480 W	20 A/480 W	40 A/960 W
Permissible output current	150% rated current for 4 s (every 30 s)					
Diagnostic relay	No	Yes (relay closed if U out > 21.6 V)				
Operating temperature	-13° F...+140° F (derating above 122° F) -25° C...+60° C (derating above 50° C)					
Dimensions W x H x D in. (mm)	1.7 X 4.9 X 4.7 (44 X 125 X 120)	2.2 X 4.9 X 4.7 (56 X 125 X 120)	3.3 X 4.9 X 5.5 (85 X 125 X 120)	5.7 X 4.7 X 6.1 (145 X 120 X 155)	3.7 X 4.9 X 6.1 (95 X 125 X 155)	6.5 X 4.9 X 6.1 (165 X 125 X 155)
Certifications	cULus, cCSAus, CE, RoHS, CB scheme EN 60950-1					

## DC-to-DC converters

	ABL8 DCC05060	ABL8 DCC12020
		
Compatibility with power supplies	All ABL8 RP/ABL8 WP	
Output voltage	5...6.5 Vdc	7...15 Vdc
Rated output current	6 A/30 W	2 A/30 W
Operating temperature	-40° F...+185° F (-40° C...+85° C)	
Dimensions W x H x D in. (mm)	1.7 X 4.9 X 4.7 (44 X 125 X 120)	
Certifications	UL, cCSAus, CE, RoHS, CB scheme EN60950-1	

## Services and solutions

	Redundancy Module	Buffer Module
	ABL8 RED24400	ABL8 BUF24400
		
Compatibility with power supplies	All ABL8 RP/ABL8 WP	
Output voltage	24 Vdc	
Output current	40 A	
Operating temperature	-13...140° F (-25... +60° C)	
Dimensions W x H x D in. (mm)	1.7 X 5.7 X 5.5 (44 X 146 X 140)	3.3 X 5.7 X 5.5 (85 X 146 X 140)
Certifications	UL, cCSAus, CE, RoHS, CB Scheme EN60950-1	

	Battery Backup				
	Control Module		Battery		
	ABL8 BBU24200	ABL8 BBU24400	ABL8 BPK24A03	ABL8 BPK24A07	ABL8 BPK24A12
					
Compatibility with power supplies	All ABL8 RP/ABL8 WP				
Battery capacity	—	—	3.2 Ah	7 Ah	12 Ah
Output current	20 A	40 A	—	—	—
Certifications	UL, CSA, CE, RoHS, CB scheme EN60950-1		UR, CSA		



# Phaseo® – the dedicated power supply for your controllers and programmable controllers

## Modular range



## Optimum range



## Universal range



## Worldwide support for a global industry.

Schneider Electric is the global specialist in energy management and a leader in energy efficiency. We offer our customers local support and product availability in more than 130 countries around the world. We have integrated solutions across multiple market segments, including leadership positions in energy and infrastructure, industrial processes, building automation, and data centers/networks, as well as a broad presence in residential applications.

We are focused on making energy safe, reliable, efficient, productive and green through an active commitment to help individuals and organizations.

## Put our experience to work for you.

Find out how our experience can make a difference for you. Learn more about Schneider Electric today, visit [www.schneider-electric.us](http://www.schneider-electric.us)

### Schneider Electric USA, Inc.

Automation and Control Center of Excellence  
8001 Knightdale Blvd.  
Knightdale, NC 27545  
Tel: 919-266-3671  
[www.schneider-electric.us](http://www.schneider-electric.us)

### Schneider Electric Canada, Inc.

19 Waterman Avenue  
Toronto, ON M4B 1Y2  
Tel: 1-800-565-6699



# Mouser Electronics

Authorized Distributor

Click to View Pricing, Inventory, Delivery & Lifecycle Information:

## Schneider Electric:

[ABL8WPS24400](#) [ABL7RM24025](#) [ABL8MEM05040](#) [ABL8REM24050](#) [ABL8WPS24200](#) [ABL8MEM24012](#)  
[ABL8MEM12020](#) [ABL8MEM24003](#) [ABL8MEM24006](#)