THIS DRAWING IS UNPUBLISHED. RELEASED FOR PUBLICATION -,- .
© COPYRIGHT - By Tyco Electronics Japan G.K. ALL RIGHTS RESERVED.

LOC	DIST
J	—

REVISIONS 変更

P	LTR	DESCRIPTION	DATE	DWN	APVD
	H4	REVISED ECR-15-005789	15APR15	KF	RK

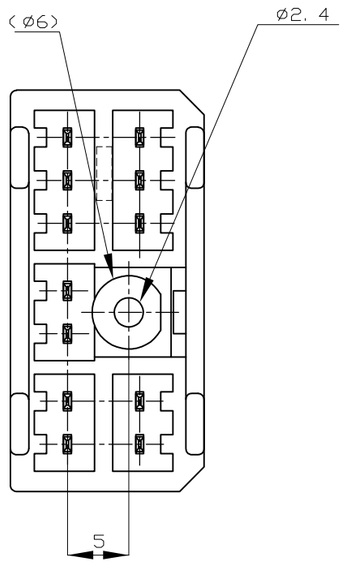

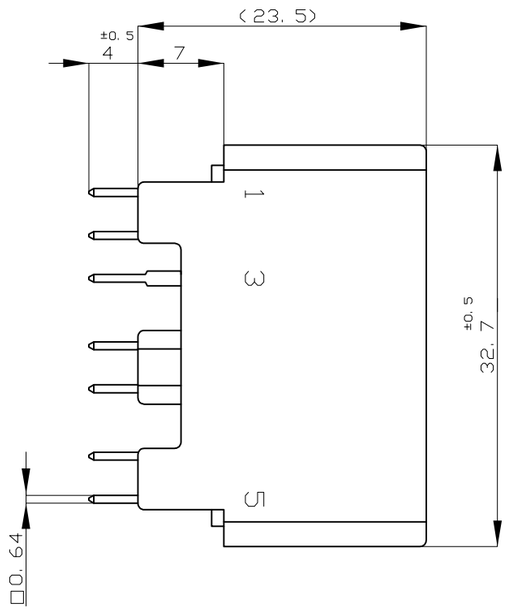

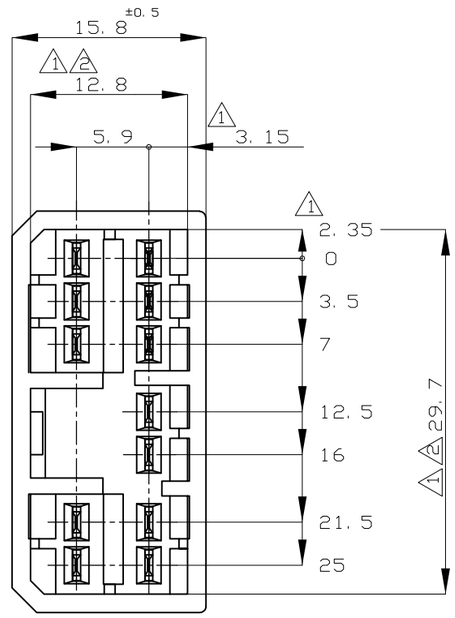

PC BOARED DIMENSION
プリント基板取付穴寸法
(THK) 板厚 : 1.6±0.15
(TOL) 公差 : ±0.1

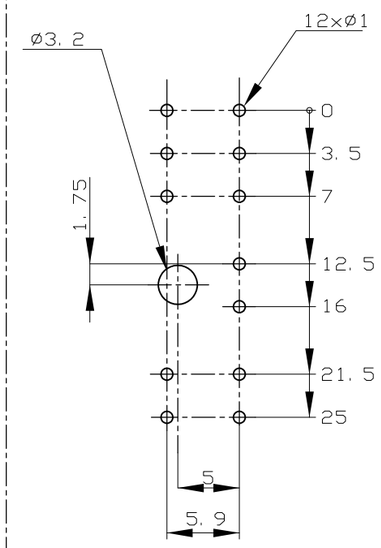

NOTES :
1. TO BE MEASURED BETWEEN A AND 2
2. TO BE MATED WITH PLUG HSG SMOOTHLY
3. TO BE USE M3 TAPPING SCREW JIS B1115 OR 1122 (TYPE2 OR 4) BEFORE SOLDER (TIGHTENING TORQUE; 0. 8N-m MAX)
4. APPLIED PLUG HSG P/N ; 173851
5. CIRCUIT NUMBER

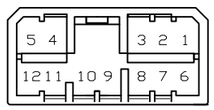

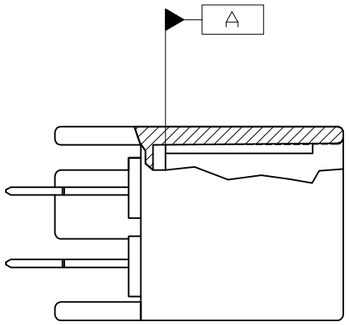

注 :
1. A 面から2mmの範囲で測定
2. 相手ハウジングと所定の機能を満たして嵌合できること
3. プリント基板への取付けは JIS-B1115 又は 1122, M3X6ナベ（2種又は4種）のタッピンネジで締付けた後ハンダ付けする（締付トルク；0.8N-m以下）
4. 嵌合相手ハウジング型番；173851
5. 回路番号；上図参照のこと

	SELECTIVE TIN (MATTE)	SELECTIVE GOLD x 12	1～12	NATURAL 自然色	2-5174957-1
OBSOLETE	SELECTIVE-TIN	PRE-TIN x 12	-	NATURAL 自然色	3-174957-1
	TIN-LEAD	SELECTIVE GOLD x 12	1～12	NATURAL 自然色	2-174957-1
	PRE-TIN × 12		-	NATURAL 自然色	1-174957-1
	SELECTIVE TIN (MATTE)	SELECTIVE-TIN x 12 (BRIGHT)	-	BLACK 黒色	174957-3
OBSOLETE	~~SELECTIVE-TIN~~	~~PRE-TIN x 12~~	-	~~BLACK 黒色~~	~~174957-2~~
	SOLDERING SIDE 半田付け部	CONTACT SIDE 接触部側	5 GOLD PLATED CIRCUIT NO. 金めっき回路番号	COLOR 色	PART NUMBER 製品型番
	CONTACT FINISH コンタクト仕上				

THIS DRAWING IS A CONTROLLED DOCUMENT.

DIMENSIONS: 単位：粍 mm

TOLERANCES UNLESS OTHERWISE SPECIFIED: 一般公差
0 PLC ±-
1 PLC ±-
2 PLC ±-
3 PLC ±-
4 PLC ±-
ANGLES ±-

GENERAL TOLERANCE
0<*< 10 : ±0. 2
10<*< 30 : ±0. 25
30<*<100 : ±0. 3
ANGLES : ±3°

MATERIAL 材料
HOUSING : PBT
CONTACT : BRASS

FINISH 仕上
SEE TABLE

DWN M.KADOSAKI 12OCT05
CHK T.SHINOHARA 12OCT05
APVD K.BETSUI 12OCT05
PRODUCT SPEC 製品規格
APPLICATION SPEC 取付適用規格
WEIGHT

TE Connectivity

NAME 名称
.070 SRS MLC
12Pos. CAP HSG (W-B(V-TYPE))

SIZE	CAGE CODE	DRAWING NO 番号	RESTRICTED TO
A3	00779	C-174957	—

CUSTOMER DRAWING
SCALE 尺度 2:1
SHEET 1 OF 1
REV H4