


Cool-LED PSU - 12V and 24V Constant Voltage Power Supply Unit

Cool-LED Constant Voltage DRIVERS provide a high performance solution for powering high-brightness LED's. The power factor corrected, class II power supply has a fully-isolated, SELV output delivering up to 26W of power.

High efficiency design ensures cool operation and long life. The compact enclosure is available in Integral (B) and Remote Mount (C) versions. Remote types feature screwless cable clamps. **Cool-LED PSU** is open and short-circuit protected and has self-resetting over temperature trip.

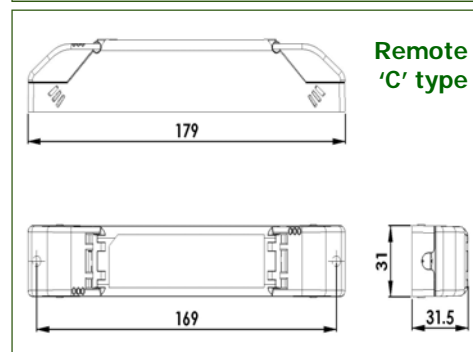
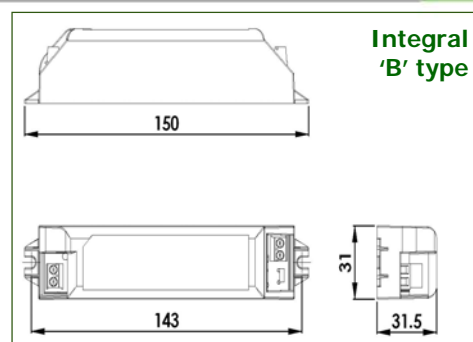
Consult the sales office for alternative Constant Current versions where the current level can be set by external switch or presence detector. These drivers include a "soft dim" feature to avoid sudden steps in LED brightness. Also available are Dali and 1-10V dimmable options.



- Power factor corrected (0.98)
- Constant voltage output
- Self resetting Thermal Trip

Technical Specification

Parameter	CLV12-240-13-B or C	CLV24-240-26-B or C
Mains input voltage range	198 to 265V ac rms	
Mains frequency	47 to 63Hz	
Power factor at full load	0.98 typical	
Mains surge protection	4kV common-mode 2kV differential	
Input-output isolation	4kV ac rms	
Ambient temperature range	-30°C to 50°C	
Maximum Tc temperature	80°C	
Humidity	95% max non-condensing	
Thermal trip	110°C self-resetting	
Maximum output power	13W	26W
Output voltage accuracy	±5%	
Output voltage	12VDC (Constant)	24VDC (Constant)
Enclosure	White polycarbonate UL94-V0 rated	
Dimensions	See diagrams for B and C types	
Terminal blocks	Rising clamp 5mm pitch	
Wire size	0.5 to 1.5mm ²	
Weight	120g	
Compliant standards	EN 61347-2-13 EN 6100-3-2 EN 6100-3-3 EN 61547 EN55015 EN62384	



WIRING DIAGRAM

