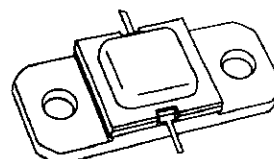


## RF & MICROWAVE TRANSISTORS AVIONICS APPLICATIONS

- REFRACTORY/GOLD METALLIZATION
- RUGGEDIZED VSWR 20:1
- INTERNAL INPUT/OUTPUT MATCHING
- LOW THERMAL RESISTANCE
- METAL/CERAMIC HERMETIC PACKAGE
- $P_{OUT} = 350 \text{ W MIN. WITH } 7.0 \text{ dB GAIN}$



**.400 x .400 2NLFL (S042)**

hermetically sealed

**ORDER CODE**

MSC81350M

**BRANDING**

81350M

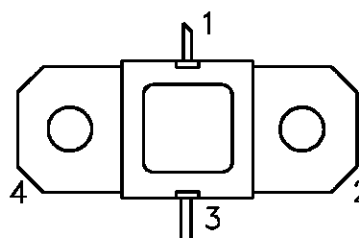
### DESCRIPTION

The MSC81350M device is a high power pulsed transistor specifically designed for IFF avionics applications.

This device is capable of withstanding a minimum 20:1 load VSWR at any phase angle under full rated conditions. Low RF thermal resistance and semi automatic wire bonding techniques ensure high reliability and product consistency.

The MSC81350M is housed in the unique AMPAC™ package with internal input/output matching structures.

### PIN CONNECTION



1. Collector

3. Emitter

2. Base

4. Base

### ABSOLUTE MAXIMUM RATINGS ( $T_{case} = 25^{\circ}\text{C}$ )

Symbol	Parameter	Value	Unit
$P_{DISS}$	Power Dissipation* ( $T_C \leq 55^{\circ}\text{C}$ )	720	W
$I_C$	Device Current*	19.8	A
$V_{CC}$	Collector-Supply Voltage*	55	V
$T_J$	Junction Temperature (Pulsed RF Operation)	250	$^{\circ}\text{C}$
$T_{STG}$	Storage Temperature	- 65 to +200	$^{\circ}\text{C}$

### THERMAL DATA

$R_{TH(j-c)}$	Junction-Case Thermal Resistance*	0.20	$^{\circ}\text{C/W}$
---------------	-----------------------------------	------	----------------------

\*Applies only to rated RF amplifier operation

## MSC81350M

### ELECTRICAL SPECIFICATIONS ( $T_{\text{case}} = 25^{\circ}\text{C}$ )

#### STATIC

Symbol	Test Conditions	Value			Unit
		Min.	Typ.	Max.	
$BV_{\text{CBO}}$	$I_{\text{C}} = 10\text{mA}$ $I_{\text{E}} = 0\text{mA}$	65	—	—	V
$BV_{\text{EBO}}$	$I_{\text{E}} = 1\text{mA}$ $I_{\text{C}} = 0\text{mA}$	3.5	—	—	V
$BV_{\text{CER}}$	$I_{\text{C}} = 25\text{mA}$ $R_{\text{BE}} = 10\Omega$	65	—	—	V
$I_{\text{CES}}$	$V_{\text{CE}} = 50\text{V}$	—	—	25	mA
$h_{\text{FE}}$	$V_{\text{CE}} = 5\text{V}$ $I_{\text{C}} = 1\text{A}$	15	—	120	—

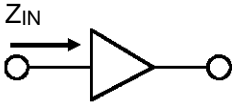
#### DYNAMIC

Symbol	Test Conditions	Value			Unit
		Min.	Typ.	Max.	
$P_{\text{OUT}}$	$f = 1090\text{ MHz}$ $P_{\text{IN}} = 70\text{ W}$ $V_{\text{CC}} = 50\text{ V}$	350	360	—	W
$\eta_{\text{C}}$	$f = 1090\text{ MHz}$ $P_{\text{IN}} = 70\text{ W}$ $V_{\text{CC}} = 50\text{ V}$	40	44	—	%
$G_{\text{P}}$	$f = 1090\text{ MHz}$ $P_{\text{IN}} = 70\text{ W}$ $V_{\text{CC}} = 50\text{ V}$	7.0	7.1	—	dB

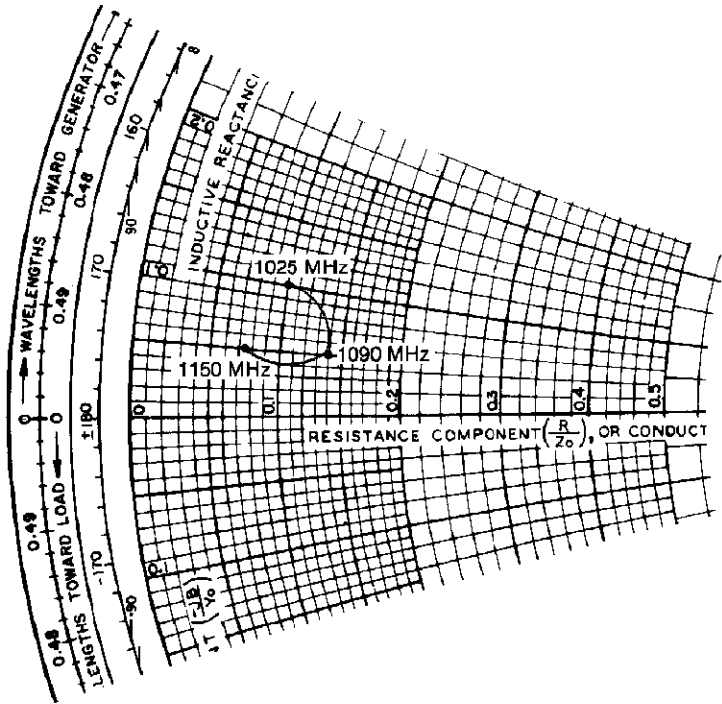
Note:    Pulse Width =  $10\mu\text{Sec}$   
          Duty Cycle = 1%

IMPEDANCE DATA

TYPICAL INPUT  
IMPEDANCE

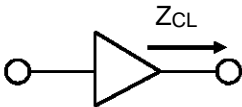


$P_{IN} = 70\text{ W}$   
 $V_{CC} = 50\text{ V}$   
Normalized to 50 ohms

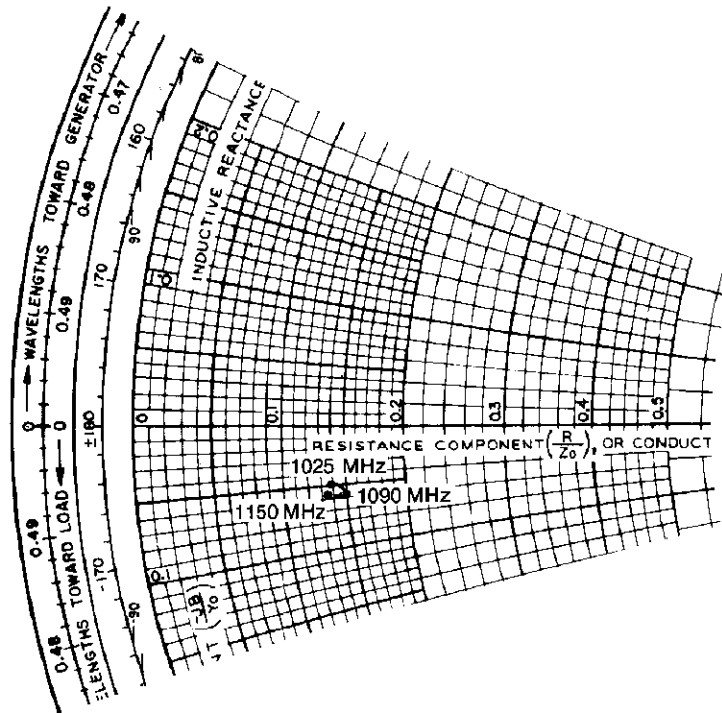


FREQ.	$Z_{IN} (\Omega)$	$Z_{CL} (\Omega)$
L = 1025 MHz	$5.0 + j\ 5.0$	$7.0 - j\ 2.5$
M = 1090 MHz	$7.0 + j\ 2.5$	$7.5 - j\ 2.8$
H = 1150 MHz	$3.6 + j\ 2.5$	$6.8 - j\ 2.7$

TYPICAL COLLECTOR  
LOAD IMPEDANCE

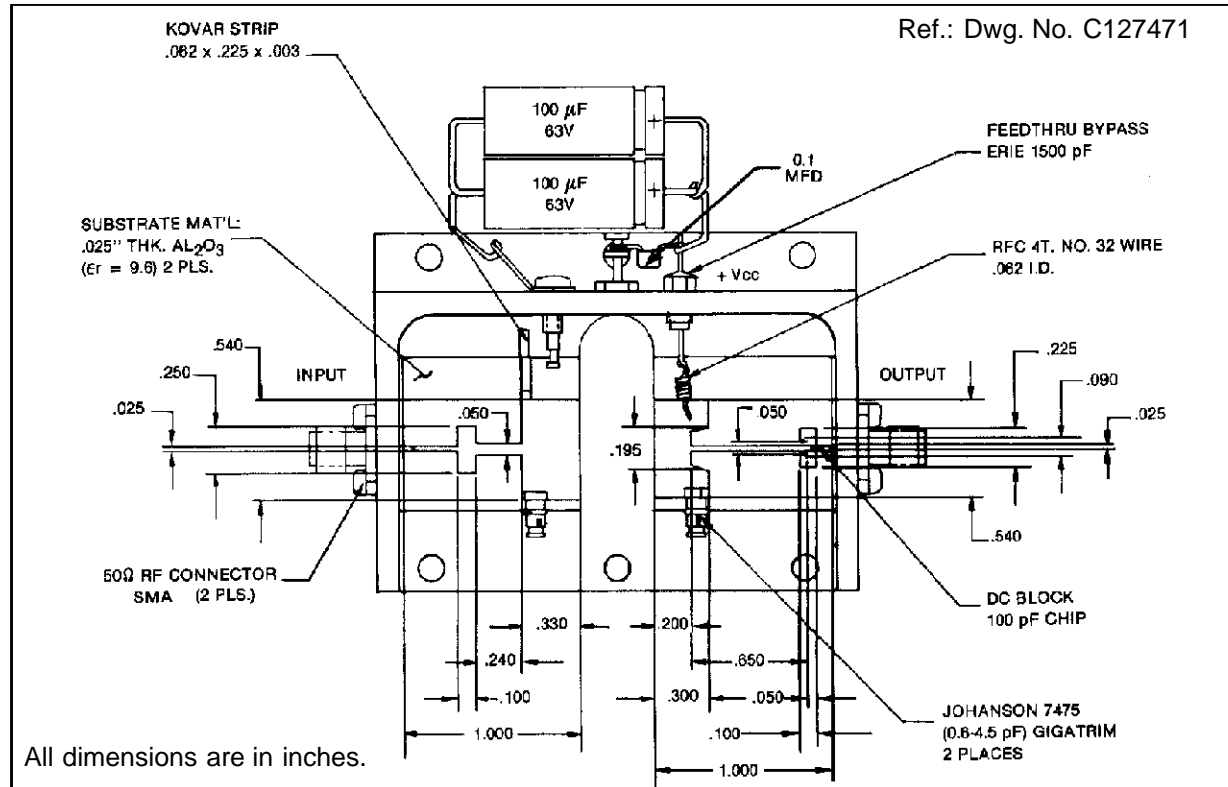


$P_{IN} = 70\text{ W}$   
 $V_{CC} = 50\text{ V}$   
Normalized to 50 ohms

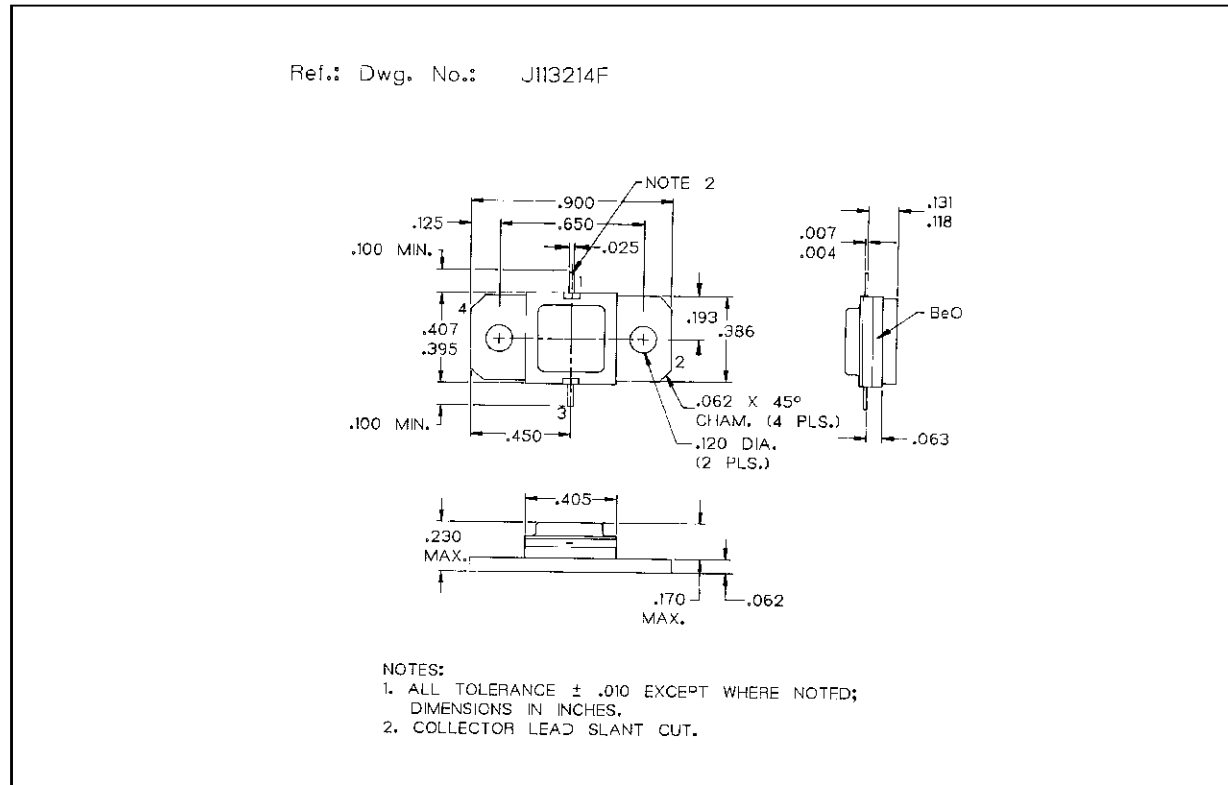


## MSC81350M

### TEST CIRCUIT



### PACKAGE MECHANICAL DATA



Information furnished is believed to be accurate and reliable. However, SGS-THOMSON Microelectronics assumes no responsibility for the consequences of use of such information nor for any infringement of patents or other rights of third parties which may result from its use. No license is granted by implication or otherwise under any patent or patent rights of SGS-THOMSON Microelectronics. Specifications mentioned in this publication are subject to change without notice. This publication supersedes and replaces all information previously supplied. SGS-THOMSON Microelectronics products are not authorized for use as critical components in life support devices or systems without express written approval of SGS-THOMSON Microelectronics.

© 1994 SGS-THOMSON Microelectronics - All Rights Reserved

SGS-THOMSON Microelectronics GROUP OF COMPANIES

Australia - Brazil - France - Germany - Hong Kong - Italy - Japan - Korea - Malaysia - Malta - Morocco - The Netherlands -  
Singapore - Spain - Sweden - Switzerland - Taiwan - Thailand - United Kingdom - U.S.A