



■ Features :

- Universal AC input / Full range (up to 305VAC)
- Built-in active PFC function
- High efficiency up to 93.5%
- Protections: Short circuit / Over current / Over voltage / Over temperature
- OCP point adjustable through internal potentiometer
- IP67 / IP65 design for indoor or outdoor installations
- Suitable for dry / damp / wet locations
- 5 years warranty, Tc70°C 40000hrs



HBG-160-60 ☐ Blank : IP67 rated. Cable for I/O connection.

A : IP65 rated. Output constant current level can be adjusted through internal potentiometer.

B : IP67 rated. output constant current lever can be adjusted through output cable with 1-10V,PWM signal and Resistance

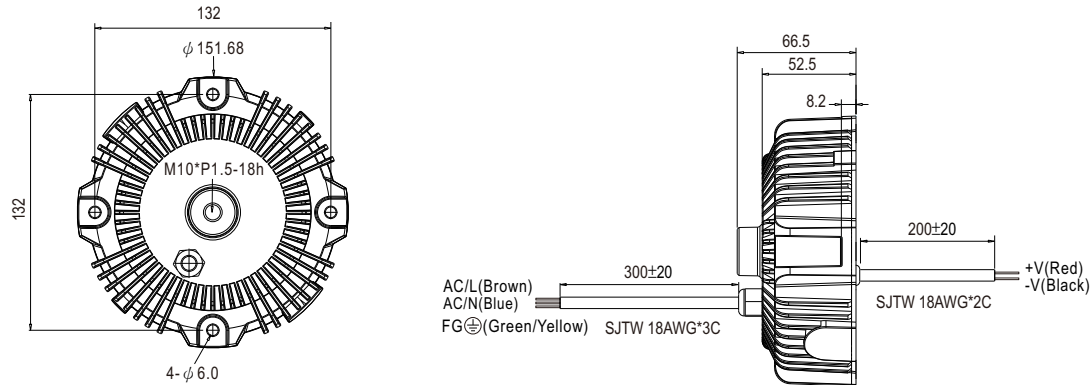
E(option) : IP67 rated. Can be fixed by steel support.

SPECIFICATION

MODEL		HBG-160-24 <input type="checkbox"/>	HBG-160-36 <input type="checkbox"/>	HBG-160-48 <input type="checkbox"/>	HBG-160-60 <input type="checkbox"/>	
OUTPUT	DC VOLTAGE	24V	36V	48V	60V	
	CONSTANT CURRENT REGION <small>Note.4</small>	14.4 ~ 24V	21.6 ~ 36V	28.8 ~ 48V	36 ~ 60V	
	RATED CURRENT	6.5A	4.4A	3.3A	2.6A	
	RATED POWER	156W	158.4W	158.4W	156W	
	RIPPLE & NOISE (max.) <small>Note.2</small>	200mVp-p	300mVp-p	300mVp-p	300mVp-p	
	CURRENT ADJ. RANGE	Can be adjusted by internal potentiometer A type only				
		3.9 ~ 6.5A	2.6 ~ 4.4A	1.98 ~ 3.3A	1.6 ~ 2.6A	
	VOLTAGE TOLERANCE <small>Note.3</small>	±1.0%				
	LINE REGULATION	±0.5%				
	LOAD REGULATION	±1.0%				
SETUP, RISE TIME <small>Note.6</small>	2500ms, 200ms / 115VAC at full load		1200ms, 200ms / 230VAC at full load			
HOLD UP TIME (Typ.)	12ms at full load		115VAC/230VAC			
INPUT	VOLTAGE RANGE <small>Note.5</small>	90 ~ 305VAC		127 ~ 431VDC		
	FREQUENCY RANGE	47 ~ 63Hz				
	POWER FACTOR (Typ.)	PF>0.98/115VAC, PF>0.95/230VAC, PF>0.92/277VAC at full load (Please refer to "Power Factor Characteristic" curve)				
	EFFICIENCY (Typ.)	92%		92%	93%	93.5%
	AC CURRENT (Typ.)	1.7A / 115VAC	0.78A / 230VAC	0.7A / 277VAC		
	MAX.LED DRIVE NUMBER ON MCB C TYPE 16A	15units@230VAC				
	INRUSH CURRENT (Typ.)	COLD START 65A(twidth=425μs measured at 50% Ipeak) at 230VAC				
	LEAKAGE CURRENT	<0.75mA / 277VAC				
PROTECTION	OVER CURRENT <small>Note.4</small>	95 ~ 108%				
		Protection type : Constant current limiting, recovers automatically after fault condition is removed				
	OVER VOLTAGE	28 ~ 34V	41 ~ 47V	54 ~ 62V	65 ~ 75V	
		Protection type : Shut down o/p voltage with auto-recovery or re-power on to recovery				
OVER TEMPERATURE	100℃ ±10℃ (RTH2)					
	Protection type : Shut down o/p voltage, recovers automatically after temperature goes down					
ENVIRONMENT	WORKING TEMP.	-40 ~ +60℃ (Refer to "Derating Curve")				
	WORKING HUMIDITY	20 ~ 95% RH non-condensing				
	STORAGE TEMP., HUMIDITY	-40 ~ +80℃, 10 ~ 95% RH				
	TEMP. COEFFICIENT	±0.03%/℃ (0 ~ 50℃)				
	VIBRATION	10 ~ 500Hz, 5G 12min./1cycle, period for 72min. each along X, Y, Z axes				
SAFETY & EMC	SAFETY STANDARDS	UL8750, CSA C22.2 No.250.13-12, EN61347-1, EN61347-2-13 approved, design refer to EN60950				
	WITHSTAND VOLTAGE	I/P-O/P:3.75KVAC I/P-FG:2KVAC O/P-FG:0.5KVAC				
	ISOLATION RESISTANCE	I/P-O/P, I/P-FG, O/P-FG:100M Ohms / 500VDC / 25℃ / 70% RH				
	EMC EMISSION	Compliance to EN55015, EN61000-3-2 Class C (≥60% load) ; EN61000-3-3				
	EMC IMMUNITY	Compliance to EN61000-4-2,3,4,5,6,8,11, EN61547, light industry level (surge 4KV), criteria A				
OTHERS	MTBF	252.3Khrs min. MIL-HDBK-217F (25℃)				
	DIMENSION	Refer to mechanical specification				
	PACKING	1.52Kg; 8pcs/13.16Kg/1.5CUFT				
NOTE	1. All parameters NOT specially mentioned are measured at 230VAC input, rated load and 25℃ of ambient temperature. 2. Ripple & noise are measured at 20MHz of bandwidth by using a 12" twisted pair-wire terminated with a 0.1uf & 47uf parallel capacitor. 3. Tolerance : includes set up tolerance, line regulation and load regulation. 4. Constant current operation region is within 60% ~100% rated output voltage, and the output power must be more than 60% rated output power. This is the suitable operation region for LED related applications, but please reconfirm special electrical requirements for some specific system design. 5. Derating may be needed under low input voltages. Please check the static characteristics for more details. 6. Length of set up time is measured at cold first start. Turning ON/OFF the power supply may lead to increase of the set up time. 7. The power supply is considered as a component that will be operated in combination with final equipment. Since EMC performance will be affected by the complete installation, the final equipment manufacturers must re-qualify EMC Directive on the complete installation again.					

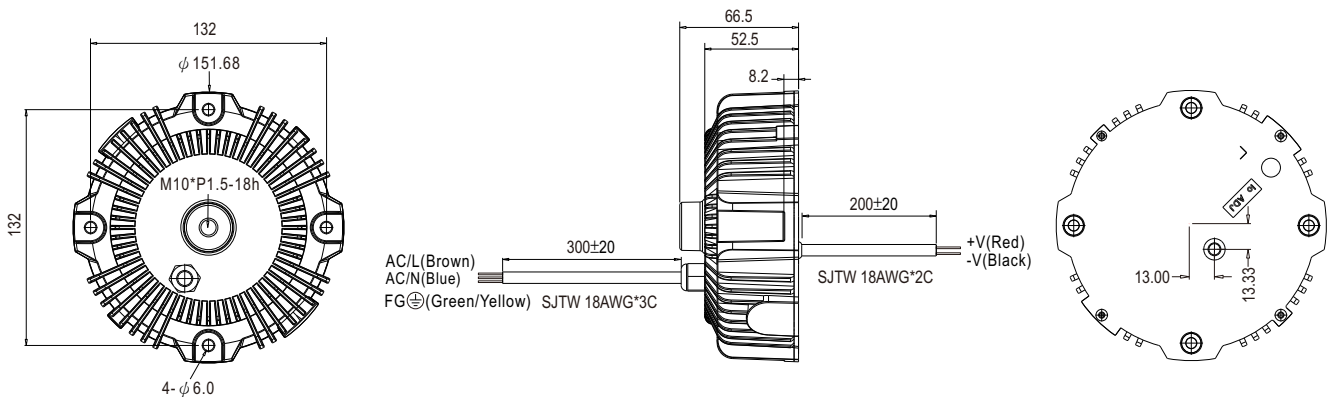
■ Mechanical Specification

Blank:(HBG-160)



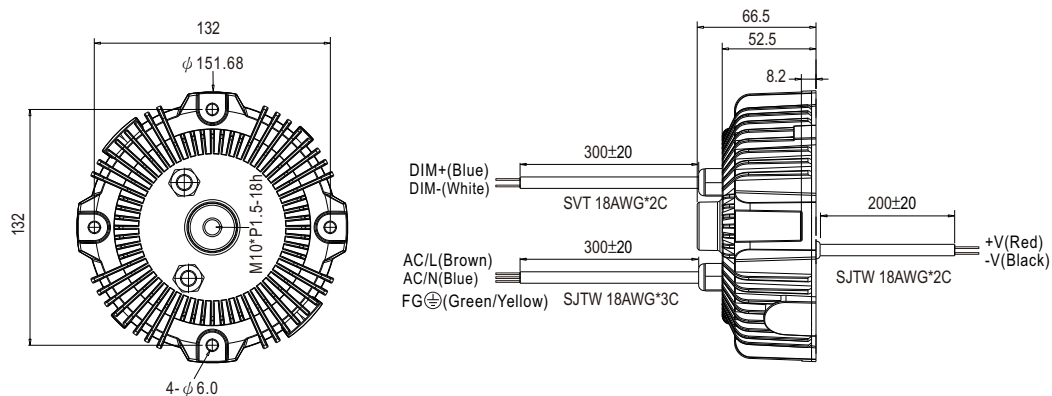
※IP67 rated. Cable for I/O connection.

A type:(HBG-160-_A)

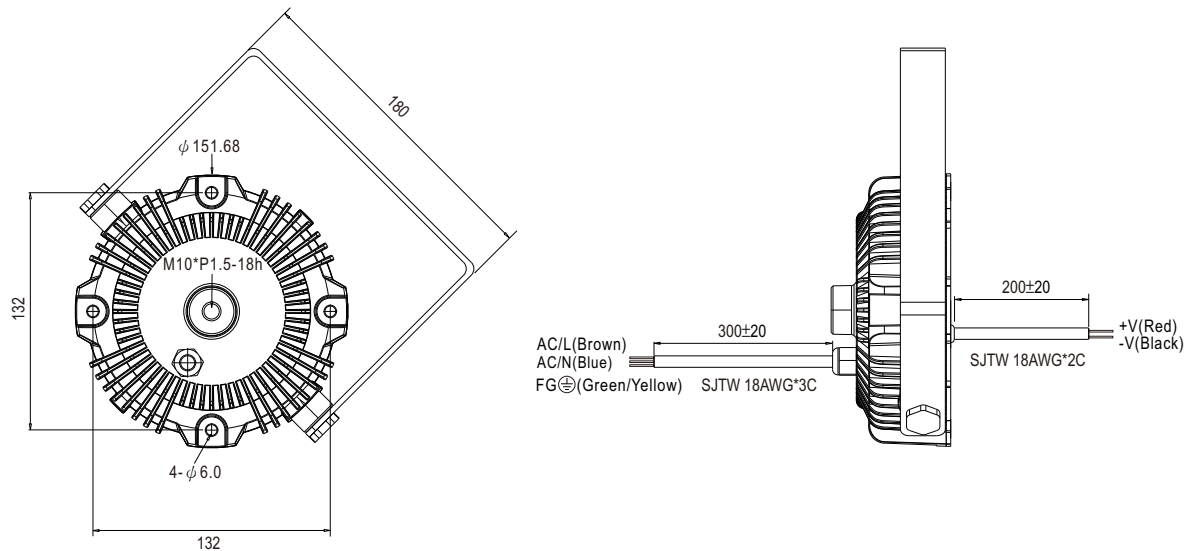


※IP65 rated. Output constant current level can be adjusted through internal potentiometer.

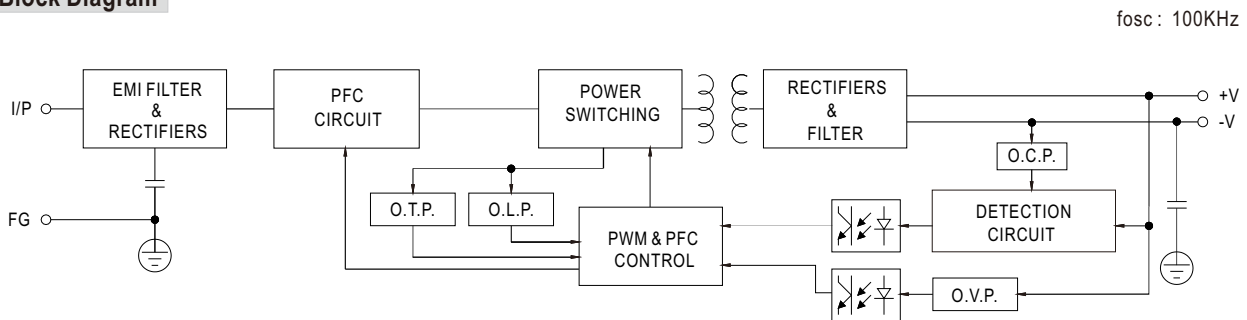
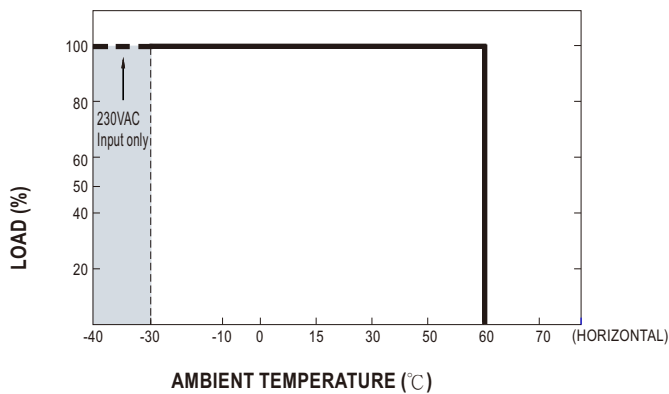
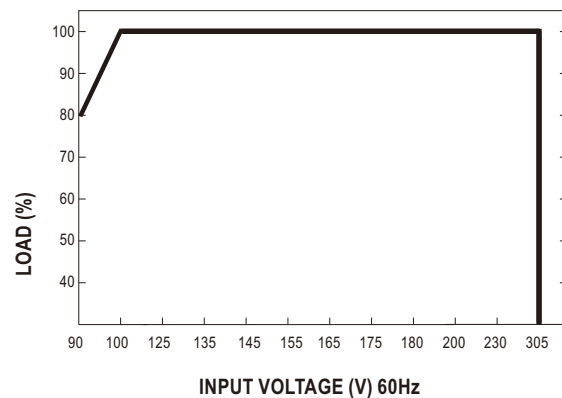
B type:(HBG-160-_B)



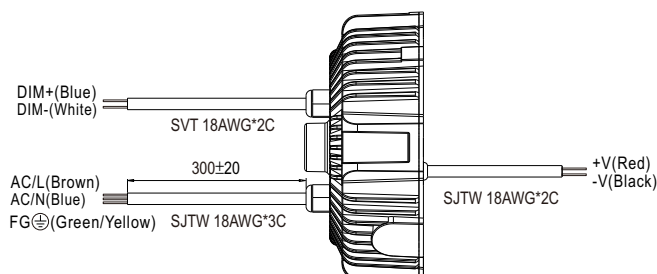
※IP67 rated. output constant current lever can be adjusted through output cable with 1-10V,PWM signal and Resistance

E type(option):(HBG-160_E)


※IP67 rated. Can be fixed by steel support.

Block Diagram

Derating Curve

Static Characteristics


■ DIMMING OPERATION(for B-type only)



※ Built-in 3 in 1 dimming function, IP67 rated. Output constant current level can be adjusted through output cable by connecting a resistance or 1 ~ 10Vdc or 10V PWM signal between DIM+ and DIM-.

※ Please DO NOT connect "DIM-" to "-V".

※ Reference resistance value for output current adjustment (Typical)

Resistance value	Single driver	10KΩ	20KΩ	30KΩ	40KΩ	50KΩ	60KΩ	70KΩ	80KΩ	90KΩ	100KΩ	OPEN
	Multiple drivers (N=driver quantity for synchronized dimming operation)	10KΩ/N	20KΩ/N	30KΩ/N	40KΩ/N	50KΩ/N	60KΩ/N	70KΩ/N	80KΩ/N	90KΩ/N	100KΩ/N	-----
Percentage of rated current		10%	20%	30%	40%	50%	60%	70%	80%	90%	100%	95%~108%

※ 1 ~ 10V dimming function for output current adjustment (Typical)

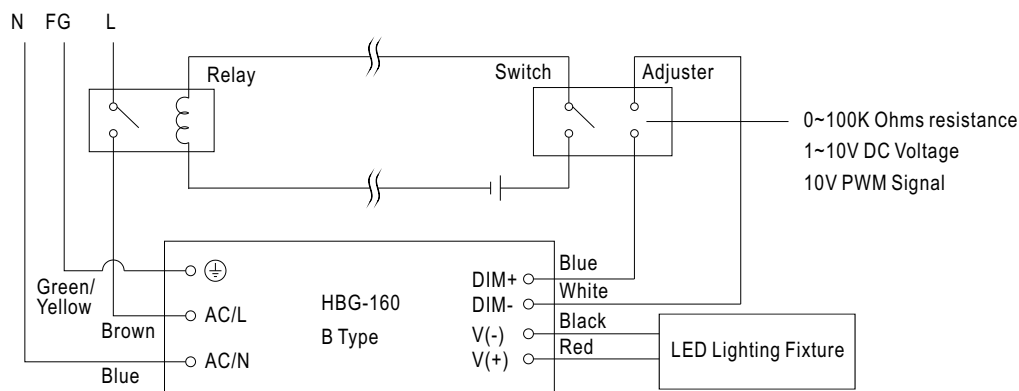
Dimming value	1V	2V	3V	4V	5V	6V	7V	8V	9V	10V	OPEN
Percentage of rated current	10%	20%	30%	40%	50%	60%	70%	80%	90%	100%	95%~108%

※ 10V PWM signal for output current adjustment (Typical): Frequency range :100Hz ~ 3KHz

Duty value	10%	20%	30%	40%	50%	60%	70%	80%	90%	100%	OPEN
Percentage of rated current	10%	20%	30%	40%	50%	60%	70%	80%	90%	100%	95%~108%

※Using the built-in dimming function on B-type model can't turn the lighting fixture totally dark. Please refer to the connection method below to achieve 0% brightness of the lighting fixture connecting to the LED power supply unit.

※Direct connecting to LEDs is suggested, but is not suitable for using additional drivers.

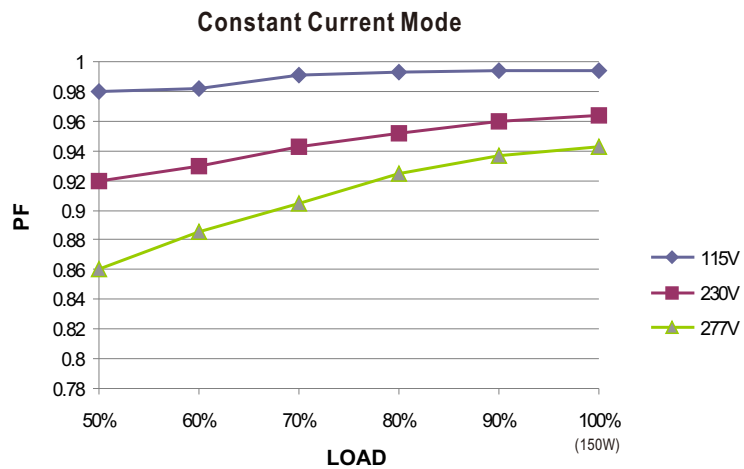


Using a switch and relay can turn ON/OFF the lighting fixture.

1. Output constant current level can be adjusted through output cable by connecting a resistance or 1~10Vdc or 10V PWM signal between DIM+ and DIM-.

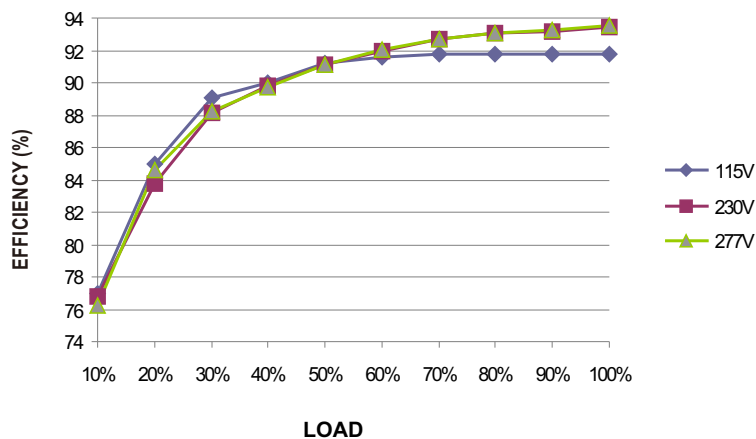
2. The LED lighting fixture can be turned ON/OFF by the switch.

Power Factor Characteristic



EFFICIENCY vs LOAD(48V Model)

HBG-160 series possess superior working efficiency that up to 93% can be reached in field applications.



INSTALLATIONS

