THIS DRAWING IS UNPUBLISHED. RELEASED FOR PUBLICATION 20
© COPYRIGHT20 BY - ALL RIGHTS RESERVED.

REVISIONS					
P	LTR	DESCRIPTION	DATE	DWN	APVD
	A1	EXTRACTION TOOL NUMBER CORRECTED	08.03.06	Kanecity	Brunner
	A2	MAIN VIEW CORRECTED. SEE ECR-06-021217	04.09.06	Kanecity	Brunner
	A3	ECR-14-006422	18AUG2014	JB,JH	PJ
	A4	ECR-15-012070	13AUG2015	JB,JH	BK

1 CONTATCT AREA GOLD PLATED MIN. 0.8µm OVER MIN. 1.3µm Ni- LAYER
REST TIN PLATED MIN. 2µm
Kontaktzone vergoldet min. 0 0.8µm über min. 1.3µm Ni - Zwischenschicht
Rest verzinnt min. 1µm

2 CONTACT AREA AND TOUCHING AREA TO CANTILEVER SPRING GOLD PLATED MIN. 0.8µm
OVER MIN. 1.3µm Ni- LAYER, REST TIN PLATED MIN. 2µm
Kontaktzone und Anlagefläche zur überfeder vergoldet min. 0.8µm
über min. 1.3µm Ni - Zwischenschicht, rest verzinnt min. 1µm

3 CANTILEVER SPRING INSIDE AND OUTSIDE 0.8µm Au
überfeder inner und außen 0.8µm Au

4 AFTER CUT-OFF FROM THE CARRIER STRIP
Nach trennen vom Trägerstreifen

5 CURRENT LOADING MAX. 6A AT TU=25°C
Strombelastung max. 6A bei Tu=25°C

6 BLADE THICKNESS 0.8± 0.03 DIN 46244
Messerstarke 0.8± 0.03 DIN 46244

7 OBSOLETE

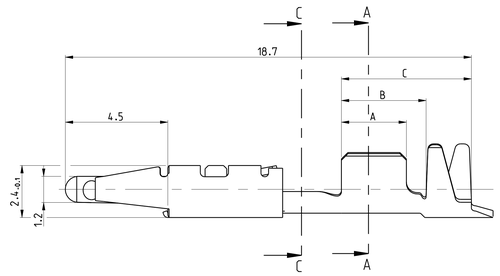

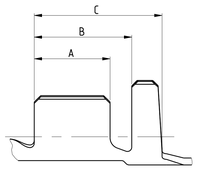

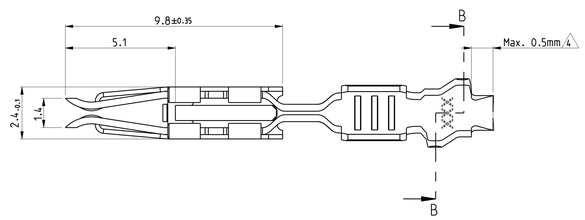

FORM A

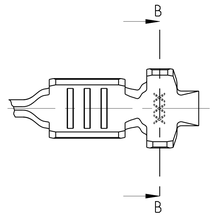

FORM B

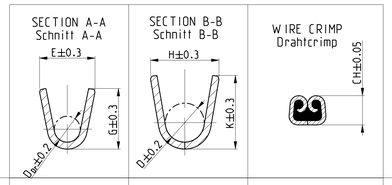

TE ORDER-NO. STRIP FROM Bandware	REV	MATERIAL Werkstoff	SURFACE Oberflaeche	WIRE RANGE Drahtgroben Bereich (mm^2)	INSULATION Ø Isolations Ø (mm)	STRIP FORM: WIRE CRIMP Drahtcrimp	STRIP FORM: INSUL.-CRIMP Isol.- Crimp Bandware	WIRE CRIMP HEIGHT CH Drahtcrimp - Hohe CH	APPLICATION TOOL Anschlag-WKZ	HAND TOOL Handzange	A	B	C
						CRIMP DIMENSION (mm) Crimp abmessungen (mm)			EXTRACTION TOOL Ausdrockwerkzeug No. 5-1579007-5				
-	-	-		1.0-1.5 FLR	max. 2.3	E = 2.8 G = 3.0 D_{Br} = 1.3	H = 3.7 K = 3.9 D = 2.1 FORM B	1.0mm²=1.47 1.25mm²=1.56 1.5mm²=1.65 Double Crimp Doppelanschlag 0.35+0.75 0.35+1.0 0.50+0.50 0.50+0.75 0.50+1.0	878469-2	539635-1 with die set 539739-2	3.5	4.5	5.9
-	-	-											
929954-4 7	D	CuFe2	1										
929954-3	D		PRE-TINNED min. 1µm										
929954-2 7	D	CuSn4	1										
929954-1	D		PRE-TINNED min. 1µm										
-	-	-	---	0.5-1.0 FLR	max. 2.0	E = 2.6 G = 2.8 D_{Br} = 1.2	H = 3.2 K = 3.4 D = 1.8 FORM A	0.5mm²=1.18 0.75mm²=1.27 1.0mm²=1.36 Double Crimp Doppelanschlag 0.35+0.35 0.35+0.50 0.50+0.50	878468-2	539635-1 with die set 539739-2	3	3.9	6
929952-8 7	D	CuFe2	2 3										
929952-7 7	D	CuSn4	2 3										
929952-4	D	CuFe2	1										
929952-3	D		PRE-TINNED min. 1µm										
929952-2	D	CuSn4	1										
929952-1	D		PRE-TINNED min. 1µm										
-	-	-	-	0.2-0.5 FLR	max. 1.6	E = 2.1 G = 2.1 D_{Br} = 0.8	H = 2.8 K = 2.8 D = 1.4 FORM A	0.2mm²=0.98 0.25mm²=1.00 0.35mm²=1.05 0.5mm²=1.12	878467-2	539635-1 with die set 539739-2	2.5	3.75	5.9
929950-4 7	C	CuFe2	1										
929950-3	C		PRE-TINNED min. 1µm										
929950-2	C	CuSn4	1										
929950-1	C		PRE-TINNED min. 1µm										
-	-	-	-	0.35-0.75 FLR	max 1.9	E = 2.3 G = 2.4 D_{Br} = 1.0	H = 3.2 K = 3.1 D = 1.6 FORM A	0.35mm²=1.09 0.50mm²=1.16 0.75mm²=1.27 Double Crimp Doppelanschlag 0.35+0.75	878376-2	539635-1 with die set 539739-2	2.9	3.75	5.9
928939-4 7	G	CuFe2	1										
928939-3	G		PRE-TINNED min. 1µm										
928939-2 7	G	CuSn4	1										
928939-1	G		PRE-TINNED min. 1µm										

SECTION C-C
Schnitt C-C

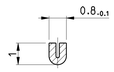

THIS DRAWING IS NOT SUBJECT TO CONSTANT CHANGING SERVICE AND DOES NOT LAY CLAIM TO BE COMPLETE. FOR DEFINITE SPECIFICATION SEE RESPECTIVE TE CUSTOMER DRAWINGS. FURTHER VERSIONS ON INQUIRY.

Diese Zeichnung unterliegt nicht dem standigen anderungsdienst und erhebt keinen anspruch auf vollstandigkeit. verbindliche angaben sinder jeweiligen TE-kundenzeichnung zu entnehmen. weiter ausfuhrungen auf anfrage

THIS DRAWING IS A CONTROLLED DOCUMENT.

DWN T. konecny 29.12.04
CHK M. Brunner 29.12.04
APVD - -

DIMENSIONS: mm

TOLERANCES UNLESS OTHERWISE SPECIFIED: 1 PLC ± 0.2mm; 2 PLC ±; 3 PLC ±; 4 ANG ±; ANGLES ±2°

MATERIAL: SEE TABLE -

FINISH: SEE TABLE -

WEIGHT: -

TE Connectivity

NAME: Product Group Drawing for: Micro Timer 1 Contact
Produkt-Gruppen-Zeichnung for : Micro Timer 1 Kontakt

PRODUCT SPEC: 108-18024
APPLICATION SPEC: 114-18163

SIZE A0 | CAGE CODE - | DRAWING NO C-1703333 | RESTRICTED TO -

Customer Drawing | SCALE 5:1 | SHEET 1 OF 1 | REV A4