

TOSHIBA

32-Bit TX System RISC

TX39 Family

32-Bit TX System RISC

TX39 Family

The TX39 high-performance RISC microprocessor family, designed for incorporation into systems, is a family of 32-bit original Toshiba processors based on the R3000A architecture designed by MIPS Technologies, Inc. Using the high-speed TX39/H version of the TX39 Core as the CPU core in gate arrays and cell-based ICs yields highly integrated systems.

High-performance core based on RISC technology

- R3000A architecture
- TX39/H processing performance: 74 MIPS (at 70 MHz)
TX39 processing performance: 52 MIPS (at 50 MHz)
Equivalent to Dhrystone 2.1 VAX-11/780
- Built-in cache memory
Separate instruction and data caches
- Non-blocking load function
During cache refill instructions which follow are executed.
- DSP functions
Executes 32-bit sum-of-products arithmetic operations in a single clock cycle.

Improved software development environment

- C/C++ compiler and assembly language tools
- Real-time debugger system connection
Enables real-time debugging when cache ON specified.
- Supports a wide range of real-time OSs.
- Standard board for evaluation and user applications

Functions optimized for embedded systems

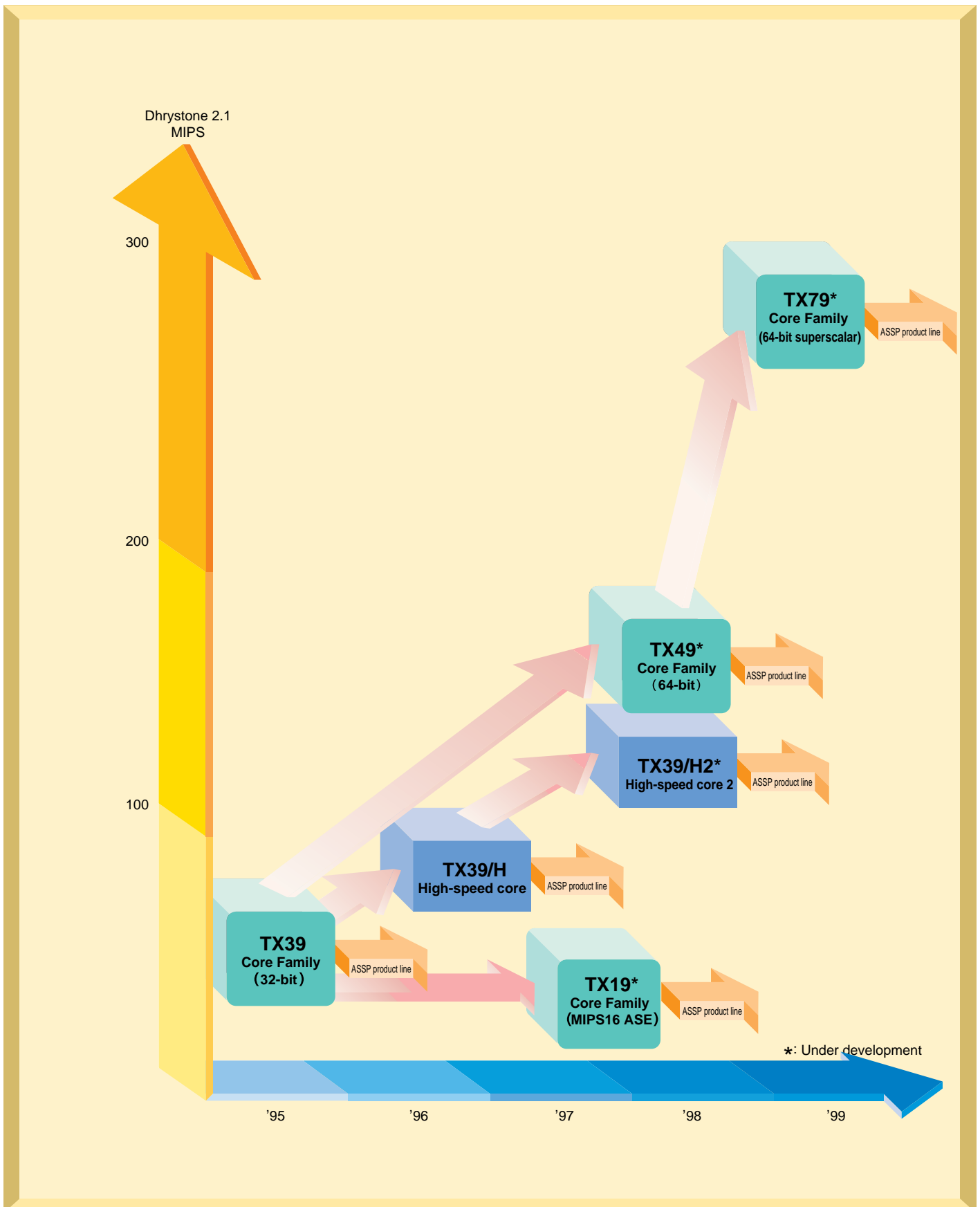
- Code size reduced, performance improved
Branch-Likely instruction supported
Hardware interlock mechanism
- Improved real-time operation
Cache-lock function
- Range of middleware supplied:
e.g. JPEG, MH/MR/MMR, SoftModem

Low power dissipation

- Low power dissipation modes
- Clock can be stopped.

Can be used as ASIC CPU core


- TX39 Core RTL model supplied
- Megacell peripheral circuits supported
- TX39/H: TC220C-equivalent performance
TX39: TC200C-equivalent performance



TMPR3901AF-70

The TMPR3901AF is a member of the TX39 Family. Designed for incorporation into systems and devices, the TX39 Family is made up of a range of 32-bit RISC processors which use the original TX39 microprocessor core developed by Toshiba, based on the MIPS Group's R3000A architecture.

The TMPR3901AF uses the TX39/H core, which can operate at low voltage and which minimizes power consumption.



Functions specially designed for embedded use and high performance

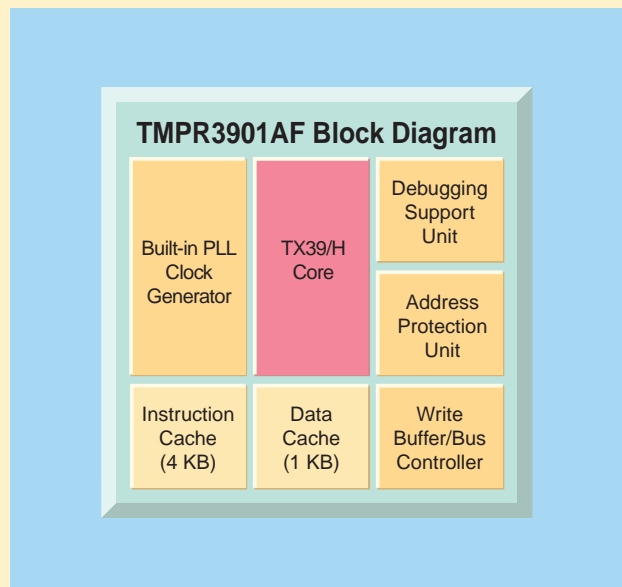
- 74 MIPS @70 MHz
Equivalent to Dhrystone 2.1 VAX-11/780
- MIPS RISC architecture
Developed by Toshiba based on the R3000A
- DSP functions
Executes 32-bit sum-of-products arithmetic operations in a single clock cycle.
- Half-Speed Bus Mode
Bus frequency can be halved.

Low power dissipation design suitable for portable equipment

- Supply voltage 3.3 V, 600 mW @70 MHz
- Low power dissipation modes
Doze and Halt Modes to reduce power dissipation when idle;
RF function to reduce operating frequency
- Clock can be stopped.

Configuration

- 32-bit RISC core: TX39/H core
- Instruction cache: 4 KB
- Data cache: 1 KB
- Internal 8× PLL clock generator
- Debugging support unit
- Address protection unit (2 channels)
- Four-stage write buffer



TMPR3903AF

Based on the TX39 processor core, the TMPR3903AF is a high-performance 32-bit single-chip RISC ASSP whose features include a memory controller and graphic control functions suitable for car navigation systems.

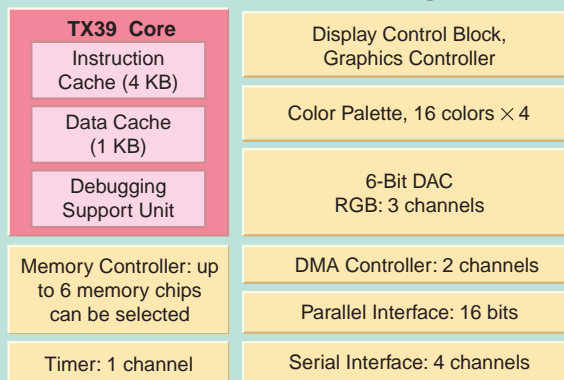
The TMPR3903AF is designed to speed up car navigation systems while reducing their size and cost. Because of its built-in graphic control functions, the TMPR3903AF can also be used in the display panels of personal digital assistants (PDAs), electronic musical instruments, karaoke machines, factory automation equipment and any other similar devices which require miniature color display functions.



Features

- Based on the TX39 32-bit RISC core
 - Instruction cache: 4 KB; Data cache: 1 KB
 - Sum-of-products arithmetic operations:
executed in a single clock cycle
 - Operating frequency: 40 MHz (external 10 MHz)
 - Package: 208-pin QFP
 - Supply voltage: 3.3 V \pm 0.3 V
 - Maximum power dissipation: 800 mW
 - Operating temperature: -40° to 85°C
- **Graphic control functions**
 - Supports DRAM frame buffer structure.
 - Unified memory architecture
 - Generates RAS/CAS signal.
 - High-speed Hyper Page Mode for reading display data
 - 32-dot internal buffer
 - Four-plane overlay hardware processing
 - A level: 16 out of 65,536 colors or natural picture (16 bits per pixel)
 - B to D levels: 16 out of 65,536 colors (including one transparent color)
 - Colors can be individually set for each level (A to D).
 - Sync display signal generation (HSYNC, VSYNC, CSYNC)
 - Internal color palette and video DAC: 3 channels

TMPR3903AF Block Diagram



Based on the TX39/H processor core, the TMPR3904AF is a 32-bit, single-chip RISC microcontroller with general-purpose peripherals. Incorporating such peripherals as a memory controller, DMAC, UART and timers, the TMPR3904AF requires few external components for its application circuits. The ROM and DRAM controllers support both 16-bit and 32-bit width memory and enable the TMPR3904AF to meet performance and cost requirements flexibly. The TMPR3904AF is ideal for high-speed processing applications such as digital copiers and set-top boxes.



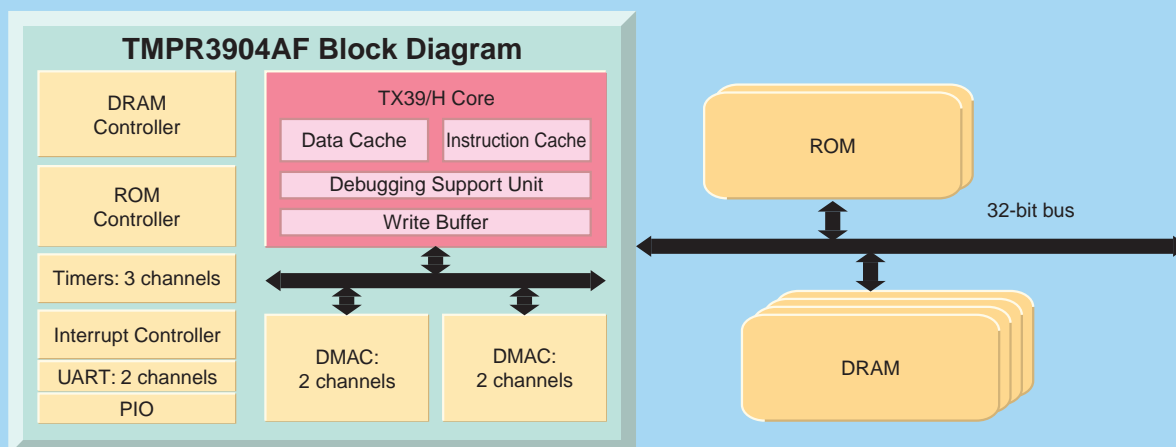
Features

■ Built-in peripherals


- ROM controller
Supports 16-bit width settings and Page Mode reading.
- RAM controller
Supports 16-bit width settings, High-Speed Page Mode and Hyper Page Mode (EDO).
- Built-in DMA controller: 4 channels
Memory-to-memory transfer, memory-to-I/O transfer
- Interrupt controller
External interrupts: 8; Internal interrupts: 9
- Built-in timers: 3 channels
- Built-in UART: 2 channels
- PIO: 8 bits x 3 ports

■ Additional features

- Instruction cache: 4 KB built in
- Data cache: 1 KB built in
- Maximum operating frequency: 66 MHz
- Supply voltage: 3.3 V
- 5-V tolerant buffer input
- Package: 208-pin QFP



Based on the TX39/H processor core, the TMPR3907F is a 32-bit single-chip RISC microcontroller with general-purpose peripherals. In addition to such peripherals as a memory controller, UART and timers, the TMPR3907F incorporates a PCI controller to facilitate connection of a wide range of peripheral circuits. The ROM controller supports interleaved connection of ROMs for high-performance systems.



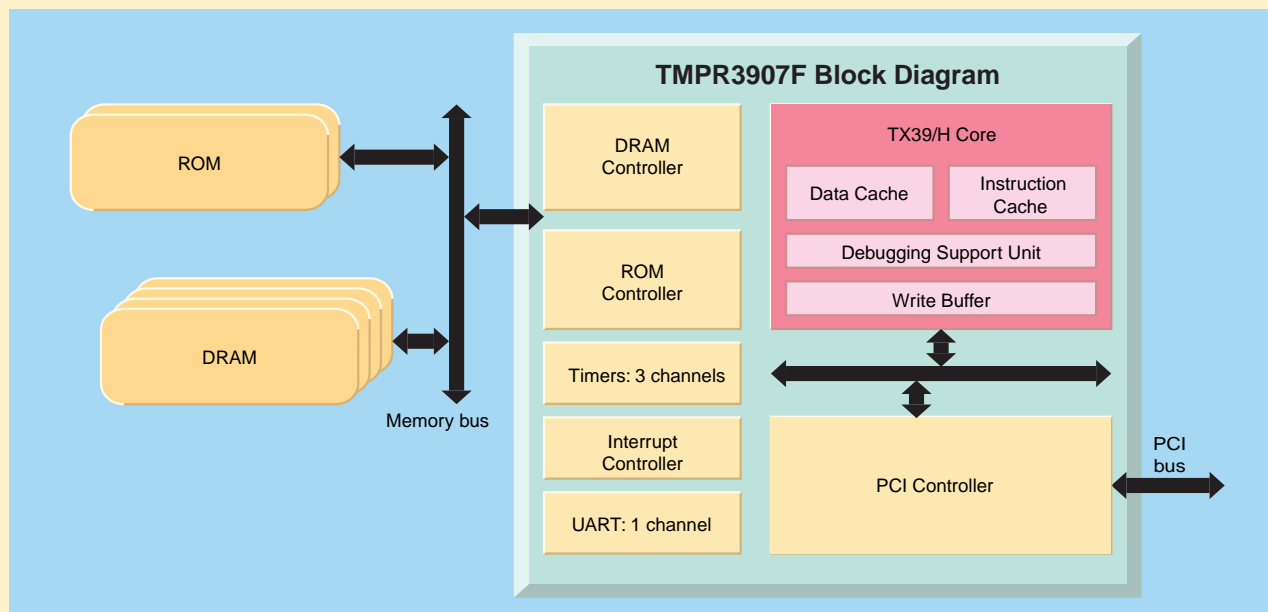
Features

■ Built-in peripherals

- ROM controller
Supports 16-bit width settings and interleaved connection.
- DRAM controller
Supports 16-bit width settings, High-Speed Page Mode and Hyper Page Mode (EDO).
- PCI controller: based on PCI 2.1
Supports three slots.
33-MHz operation, 3.3-V bus
- Interrupt controller
External interrupts: 3; Internal interrupts: 8
- Built-in timers: 3 channels
- Built-in UART: 1 channel

■ Additional features

- Instruction cache: 4 KB built in
- Data cache: 1 KB built in
- Maximum operating frequency: 66 MHz
- Supply voltage: 3.3 V
- Package: 208-pin QFP



TMPR3912AU


TMPR3912AU-92*

TMPR3912XB-92*

New Product

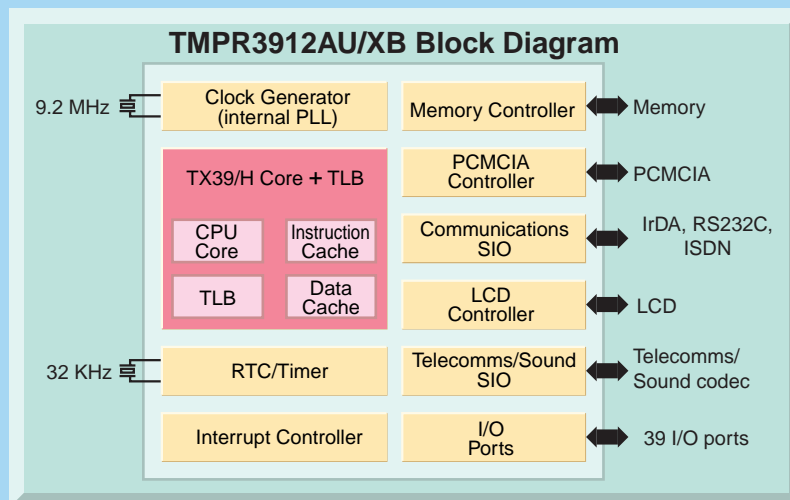
Based on the TX39/H processor core, the TMPR3912AU/XB incorporates into a single chip all the peripheral functions required by a portable information controller (PIC). The TMPR3912AU/XB built-in peripheral functions and its advanced power management capabilities make it an ideal choice as an ASSP for PICs.

The TMPR3912AU/XB is designed to improve the performance of portable information terminal systems while reducing their size and cost.



Features

- Instruction cache: 4 KB built in
- Data cache: 1 KB built in
- Memory management unit (TLB): 32 entries, 4 KB/page
- Memory controller: Supports DRAM (EDO), SDRAM, SRAM, ROM and flash memory.
- Communications interfaces: RS232C, IrDA (rev 1.0) and ISDN
- PCMCIA interface
- LCD interface: Supports monochrome and color, up to 1024 × 1024 pixels.
- Timers: 2 channels (RTC and/or watchdog timer)
- I/O ports: 39 bits
- Low power dissipation modes:
 - Sleep Mode (only RTC operates.)
 - Doze Mode (low-frequency operation)
- Maximum operating frequency:
 - 75 MHz (TMPR3912AU)
 - 92 MHz (TMPR3912AU-92/XB-92)
- Supply voltage: 3.3 V
- Package: 208-pin LQFP TMPR3912AU (1.4 mm thick)
217-pin FBGA TMPR3912XB




TMPR3922AU

TMPR3922XB*

New Product

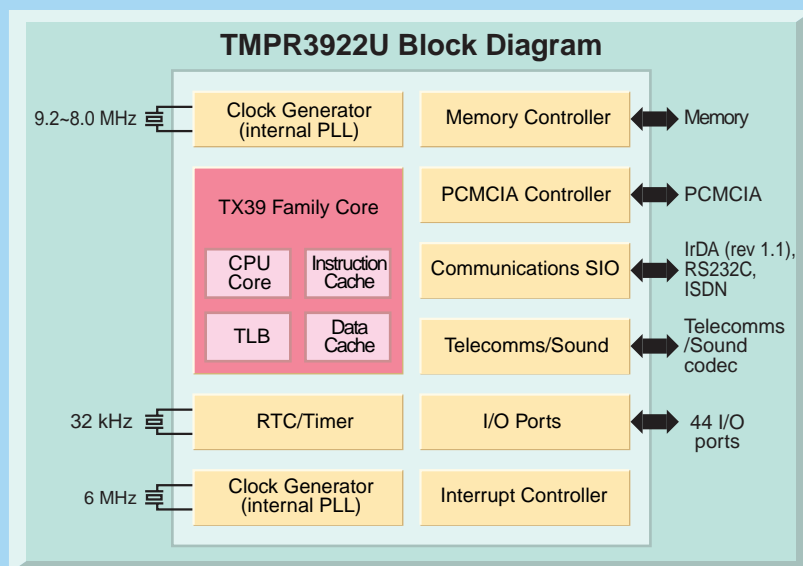
Based on the TX39 Family processor core, the TMPR3922AU/XB incorporates all the peripheral functions required by a portable information controller (PIC) on a single chip. The TMPR3922AU/XB built-in peripheral functions and its advanced power management capabilities make it an ideal choice as an ASSP for PICs.

The TMPR3922AU/XB is designed to improve the performance of portable information terminal systems while reducing their size and cost.



Features

- Instruction cache: 16 KB built-in (two-way set-associative)
- Data cache: 8 KB built-in (two-way set-associative)
- Memory management unit (TLB): 64 entries, 4 KB / 16 KB / 64 KB / 256 KB / 1 MB / 4 MB per page
- Memory controller: Supports DRAM (EDO), SDRAM, SRAM, ROM and flash memory.
- Communications interfaces: RS232C, IrDA (rev 1.1) and ISDN
- PCMCIA interface
- Timers: 2 channels (RTC and/or watchdog timer)
- I/O ports: 48 bits
- Low power dissipation modes:
 - Sleep Mode (only RTC operates)
 - Doze Mode (low-frequency operation)
- Maximum operating frequency: 148* MHz / 129 MHz
- Supply voltage: 3.3 V for I/O, 2.7 V for internal use
- Package: 208-pin LQFP TMPR3922AU (1.4 mm thick)
217-pin FBGA TMPR3922XB



*: Under development

TX39 Family Development Tools

Language processing tools for efficient application program development

■ TX39 C/C++ compiler

(supplied by Green Hills Software, Inc.)

- C compiler based on ANSI standard C, K&R C support
- C++ compiler: Support for Vers. 2.0, 2.1 and 3.0
- Powerful optimization functions
e.g. register relocation, pipeline scheduling, loop optimization
- Compiler functions make use of the features of the TX39 processor architecture.
- Supports EWS (Sun) and PC (IBM PC) host systems.

■ TX39 GNU C/C++ compiler

(supplied by Cygnus Solutions, Inc.)

- C compiler based on ANSI standard C.
- C++ compiler complies with the latest ANSI C++ standards.
- Reliable technical support
- This compiler is optimized for the TX39 architecture.
- Source code and binary code supplied free of charge
- Supports Sun (Solaris) and PC (Windows 95/Windows NT) host systems.

Real-time debugging environment for high-speed systems

■ TX39 simulator/Multi debugger

(supplied by Green Hills Software, Inc.)

- C/C++/Assembly language source-level debugger
- Supports a wide range of debugging modes.
Supports a cross-debugging environment on the host system when connected to the simulator.
Supports real-time and cross-debugging environments when connected to the processor probe.
- Supports advanced user interfaces in Windows environments.
- Support for real-time OSs
μITRON specification OS
VxWorks (*1)/pSOS (*2)
*1 VxWorks is a trademark of Wind River Systems, Inc.
*2 pSOS is a trademark of Integrated Systems, Inc.

■ GNU TX39 simulator/GDB debugger

(supplied by Cygnus Solutions, Inc.)

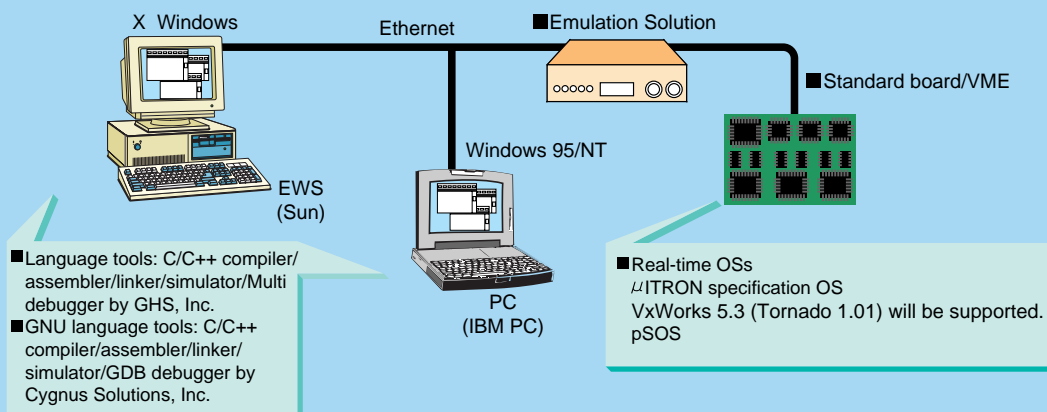
- C/C++/Assembly language source-level debugger
- Supports easy-to-use GUIs.
- Connects to peripherals such as a GNU simulator or a debugging monitor.
- Source code and binary code supplied free of charge

■ Emulation Solution

(supplied by Hewlett-Packard Japan, Ltd.)

- Execution control
Control includes program Run/Stop and display of memory/register contents.
- Program Counter trace
A real-time trace of the Program Counter value and the instruction currently being executed are displayed.

Emulation Solution/ROM Emulator Connection Diagram



TX39 Family Development Tools

Real-time OSs

- TX39-dedicated real-time OS based on μ ITRON specification 3.0
Provides the same system calls that are used in Toshiba's original TLCS-900/9000 Series microprocessors.
- VxWorks 5.3 (Tornado 1.01) supplied by Wind River Systems, Inc., will be supported.
- pSOS (supplied by Integrated Systems, Inc.)

TX39 standard board (supplied by Densan, Inc.)

- VME bus interface board
TX39 internal operating frequency: 50/70 MHz
Bus operating frequency: 25 MHz
ROM: 1 MB; RAM: 16 MB
RS-232C serial interface
SCSI-2 interface
Ethernet interface
- TMPR3904F board
TMP3904F internal operating frequency: 50 MHz
Bus operating frequency: 25 MHz
ROM: 1 MB; RAM: 16 MB
RS-232C serial interface
SCSI-2 interface
Ethernet interface

Documents

TX39 Family Architecture	TMPR3922 Databook
TX39 Family Hardware	TMPR3901 Technical
TX39/H2 Processor Core	TMPR3904 Technical
TMPR3903AF Databook	TMPR3907 Technical
TMPR3904 Databook	TMPR3912 Technical
TMPR3907 Databook	TMPR3922 Technical
TMPR3905/12 User's Manual	

**Toshiba America
Electronic Components, Inc.**
Headquarters-Irvine, CA

9775 Toledo Way, Irvine,
CA 92618, U.S.A.
Tel: (949)455-2000 Fax: (949)859-3963

Altamonte Springs, FL(Orland)

600 S, North Lake Blvd., Suite 250,
Altamonte Springs, FL 32701, U.S.A.
Tel: (407)332-0966 Fax: (407)339-3777

Deerfield, IL(Chicago)

One Pkwy., North, Suite 500, Deerfield,
IL 60015-2547, U.S.A.
Tel: (847)945-1500 Fax: (847)945-1044

Denver, CO

8400 E, Prentice Englewood, CO 80111, U.S.A.
Tel: (303)220-9848 Fax: (303)220-9856

Edison, NJ

2035 Lincoln Hwy. Ste. #3000, Edison
NJ 08817, U.S.A.
Tel: (908)248-8070 Fax: (908)248-8030

Irvine, CA

2 Venture Plaza, Suite 500, Irvine,
CA 92718, U.S.A.
Tel: (949)453-0224 Fax: (949)453-0125

Microelectronics Center-Sunnyvale, CA

1220 Midas Way, Sunnyvale,
CA 94088-3509, U.S.A.
Tel: (408)739-0560 Fax: (408)746-0577

Norcross, GA(Atlanta)

655 Engineering Dr. #160, Norcross,
GA 30092, U.S.A.
Tel: (404)368-0203 Fax: (404)368-0075

Richardson, TX(Dallas)

777 East Campbell Rd., Suite 650, Richardson,
TX 75081, U.S.A.
Tel: (214)480-0470 Fax: (214)235-4114

Wakefield, MA(Boston)

401 Edgewater Place, Suite #360, Wakefield,
Essex, MA 01880-6229, U.S.A.
Tel: (617)224-0074 Fax: (617)224-1095

San Jose Engineering Center, CA

1060 Rincon Circle, San Jose,
CA 95131, U.S.A.
Tel: (408)456-8900 Fax: (408)456-8910

Toshiba Electronics Europe GmbH
Düsseldorf Head Office

Hansaallee 181, D-40549 Düsseldorf
Germany
Tel: (0211)5296-0 Fax: (0211)5296-400

München Office

Büro München Hofmannstrasse 52,
D-81378, München, Germany
Tel: (089)748595-0 Fax: (089)748595-42

Toshiba Electronics France SARL

Immeuble Robert Schumann 3 Rue de Rome,
F-93561, Rosny-Sous-Bois, Cedex, France
Tel: (1)48-12-48-12 Fax: (1)48-94-51-15

Toshiba Electronics Italiana S.R.L.

Centro Direzionale Colleoni
Palazzo Perseo Ingr. 2-Piano 6,
Via Paracelso n.12,
1-20041 Agrate Brianza Milan, Italy
Tel: (039)68701 Fax: (039)6870205

Toshiba Electronics España, S.A.

Parque Empresarial San Fernando Edificio Europa,
1ª Planta, ES-28831 Madrid, Spain
Tel: (91)660-6700 Fax: (91)660-6799

Toshiba Electronics(UK) Limited

Riverside Way, Camberley Surrey,
GU15 3YA, U.K.
Tel: (01276)69-4600 Fax: (01276)69-4800

Toshiba Electronics Scandinavia AB

Gustavslundsvägen 12, 2nd Floor
S-161 15 Bromma, Sweden
Tel: (08)704-0900 Fax: (08)80-8459

**Toshiba Electronics Asia
(Singapore) Pte. Ltd.**

Singapore Head Office
438B Alexandra Road, #06-08/12 Alexandra
Technopark, Singapore 119968
Tel: (278)5252 Fax: (271)5155, (270)6056

Bangkok Office

135 Moo 5 Bangkadi Industrial Park, Tivanon Rd.,
Bangkadi Amphur Muang Pathumthani 12000, Thailand
Tel: (2)501-1635 Fax: (2)501-1638

**Toshiba Electronics Trading
(Malaysia)Sdn. Bhd.**

Kuala Lumpur Head Office
Suite W1203, Wisma Consplant, No.2,
Jalan SS 16/4, Subang Jaya, 47500 Petaling Jaya,
Selangor Darul Ehsan, Malaysia
Tel: (3)731-6311 Fax: (3)731-6307

Penang Office

Suite 13-1, 13th Floor, Menard Penang Garden,
42-A, Jalan Sultan Ahmad Shah,
100 50 Penang, Malaysia
Tel: 4-226-8523 Fax: 4-226-8515

Toshiba Electronics Asia, Ltd.
Hong Kong Head Office

Level 11, Top Glory Insurance Building,
Grand Century Place,
No.193, Prince Edward Road West,
Mong Kok, Kowloon, Hong Kong
Tel: 2375-6111 Fax: 2375-0969

Seoul Branch

14/F, KEC B/D, 257-7 Yangjae-dong,
Seocho-ku, Seoul, Korea
Tel: (02)589-4334 Fax: (02)589-4302

Seoul Branch, Gumi Office

6/F, Ssangyong Investment Securities B/D,
56 Songjung-Dong, Gumi City
Kyeongbuk, Korea
Tel: (0645)456-7613-6 Fax: (0546)456-7617

Beijing Office

Rm 714, Beijing Fortune Building,
No.5 Dong San Huan Bei-Lu, Chao Yang District,
Beijing, 100004, China
Tel: (010)6590-8795 Fax: (010)6590-8791

Chengdu Office

Unit F, 18/F, 42 Wenwu Road
Xinhua Avenue, Chengdu, 610017, China
Tel: (028)675-1773 Fax: (028)675-1065

Shenzhen Office

Rm 3010-3012, Office Tower Shun Hing Square,
Di Wang Commercial Centre, 333 ShenNan
East Road, Shenzhen, 518008, China
Tel: (0755)246-1582 Fax: (0755)246-1581

**Toshiba Technology Development
(Shanghai) Co., Ltd.**

23F, Shanghai Senmao International Building, 101
Yin Cheng East Road, Pudong New Area, Shanghai,
200120, China
Tel: (021)6841-0666 Fax: (021)6841-5002

Tsurong Xiamen Xiangyu Trading Co., Ltd.

8N, Xiamen SEZ Bonded Goods Market Building,
Xiamen, Fujian, 361006, China
Tel: (0592)562-3798 Fax: (0592)562-3799

**Toshiba Electronics
Taiwan Corporation**
Taipei Head Office

17F, Union Enterprise Plaza Bldg. 109
Min Sheng East Rd., Section 3, 0446 Taipei,
Taiwan R.O.C.
Tel: (02)514-9988 Fax: (02)514-7892

Kaohsiung Office

16F-A, Chung-Cheng Bldg., Chung-Cheng 3Rd.,
80027, Kaohsiung, Taiwan R.O.C.
Tel: (07)222-0826 Fax: (07)223-0046

**Toshiba Display Devices
(Thailand) Co., Ltd.**

142 Moo 5, Bangkadi Industrial Park,
Tivanon Rd., Pathumthani 12000, Thailand
Tel: (2)501-1200 Fax: (2)501-1209

The information contained herein is subject to change without notice.

The information contained herein is presented only as a guide for the applications of our products.
No responsibility is assumed by TOSHIBA for any infringements of patents or other rights of the third parties which may result from its use. No license is granted by implication or otherwise under any patent or patent rights of TOSHIBA or others.

TOSHIBA is continually working to improve the quality and the reliability of its products. Nevertheless, semiconductor devices in general can malfunction or fail due to their inherent electrical sensitivity and vulnerability to physical stress. It is the responsibility of the buyer, when utilizing TOSHIBA products, to observe standards of safety, and to avoid situations in which a malfunction or failure of a TOSHIBA product could cause loss of human life, bodily injury or damage to property. In developing your designs, please ensure that TOSHIBA products are used within specified operating ranges as set forth in the most recent products specifications. Also, please keep in mind the precautions and conditions set forth in the TOSHIBA Semiconductor Reliability Handbook.

The products described in this document are subject to the foreign exchange and foreign trade laws.

In Touch with Tomorrow
TOSHIBA

TOSHIBA CORPORATION
Electronic Devices Sales & Marketing Group

1-1, Shibaura 1-chome, Minato-ku, Tokyo, 105-8001, Japan
Tel: (03)3457-3405 Fax: (03)5444-9324