

# WHEN PERFORMANCE MATTERS



**DC POWER SUPPLIES**



**Acme Electric**

The First Name in Power Solutions

# THE PEOPLE AT ACME MAKE IT HAPPEN

---

**When you need big power in a small space - turn to the first name in power solutions.**

Acme Electric did not become a leader in power quality by accident. Acme earned its reputation for innovation and service by understanding the power needs of customers and responding with unprecedented product capabilities in a wide range of offerings. With a passion for delivering the most reliable and efficient power solutions available, you'll find the people at Acme involved every step of the way – from initial concept and design all the way through to testing and final production. But the participation doesn't end there – that's only the beginning.

Acme understands that serving the needs of today's businesses means having exactly what you need, when you need it – being prepared to ship out quality products at a moment's notice. You say you need it tomorrow? Acme says, "No problem!"

Acme Electric brings more than seventy-five years of application expertise to every question, concern, and challenge that may arise after a sale, too. See for yourself. Discover the level of technical support and customer service that are rated second to none.

**Acme gives you the power you need to succeed.**

**Power Quality | Application Expertise**

**Industry-Leading Technical Support | Off-the-Shelf Availability**





# IT'S ALL ABOUT UPTIME. EXPERIENCE MORE WITH THE DM SERIES.

Time is money – and in no place does this ring more true than in the manufacturing arena, where periods of downtime can drastically affect a company's bottom line. Today's world is all about doing things as efficiently as possible with the least amount of resources. When you're expected to do more with less, Acme's DIN Rail mount DM series is a power supply you can trust. Designed for demanding industrial environments, the DM performs with a rugged reliability that will not fail to ensure maximum uptime.

You need a power supply that can do the job – Acme delivers.

## **Applications:**

- Industrial/Machine control
- Process control
- Conveying equipment
- Material handling
- Packaging
- Robotics
- Welding








# SAVE SPACE AND MONEY – IN A SNAP

**When flexibility is what's called for, Acme Electric has the options.** Choose from 15 through 960 watts and 5 through 48 VDC output in single phase, slimline single phase, three phase, or plastic models. These economically priced, highly efficient power supplies are cULus listed and CE certified for use worldwide, UL 508 listed for use at full-rated power, operate in a wide range of temperatures, and come with a five-year warranty.

Most models are capable of parallel connection to provide redundancy for mission-critical load applications. If one power supply stops working, adequate power reserve in the remaining unit will continue to support the load.

The DM series DC power supplies install quickly and easily on the DIN Rail – no tools required!





# PROVEN POWER IN A SMALL FOOTPRINT

DC power now comes in a smaller package. Our slimline single phase models measure as small as 32 mm wide to conserve valuable space on the DIN Rail and in the overall control cabinet!

## DM Series Features:

Universal input eliminates voltage gaps for full product application versatility

Adjustable output voltage compensates for voltage drop

"DC OK" LED indicator identifies local output status

IP20 Touchsafe rating



32mm

Compact, narrow design provides significant space savings

Industrial design with rugged metal case and mounting clip makes installation easy

Power factor correction minimizes harmonic distortion



## Additional DIN Rail Products

### DM Duplex Receptacle

Part No. DRR-15 (15 Amp)

Part No. DRR-15GFI (15 Amp-GFI)

Provides safe access power for testing and maintenance

# PRODUCT SPECIFICATIONS

All units are cULus Listed and CE Certified.

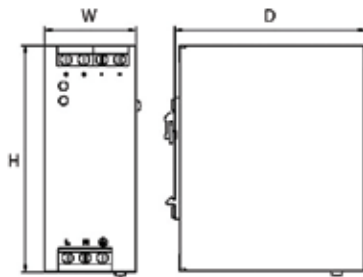


## Single Phase

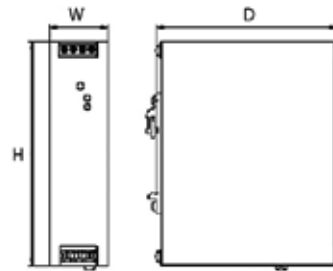
Catalog No.	Output Power (Watts Max)	Amp Rating	Voltage Range AC	Voltage Range DC	Output Voltage	Efficiency (1)	Operating Temp	Dimensions H*W*D Inches (mm)	Weight LBS (Kg)
DM 1-12045	54 W	4.5 - 3.4	90-254 VAC	-	12 VDC (10-16 adj)	86%	-10°C to +60°C	4.88 x 1.97 x 4.13 (124 x 50 x 105)	1.08 (0.49)
DM 1-24025	60 W	2.5 - 2.1	90-254 VAC	-	24 VDC (22-28 adj)	87%	-10°C to +60°C	4.88 x 1.97 x 4.13 (124 x 50 x 105)	1.08 (0.49)
DM 1-24038	92 W (LPS)	3.8	90-254 VAC	-	24 VDC (22.5-25.5 adj)	87%	-10°C to +60°C	4.88 x 2.56 x 4.13 (124 x 65 x 105)	1.76 (0.80)
DM 1-2420	480 W	20.0 - 17.1	90-254 VAC	-	24 VDC (22-28 adj)	90%	-10°C to +60°C	5.12 x 6.14 x 4.96 (130 x 156 x 126)	4.96 (2.25)
DM 1-2440	960 W	40.0	90-264 VAC	120-350 VDC	24 VDC (22.5-28.5)	91.5%	-10°C to +60°C	5.12 x 9.29 x 4.96 (130 x 236 x 126)	8.82 (4.00)
DM 1-3613	480 W	13.3 - 12.0	90-254 VAC	-	36 VDC (34-40 adj)	90%	-10°C to +60°C	5.12 x 6.14 x 4.96 (130 x 156 x 126)	4.96 (2.25)
DM 1-480125	60 W	1.25 - 1.15	90-254 VAC	-	48 VDC (46-52 adj)	89%	-10°C to +60°C	4.88 x 1.97 x 4.13 (124 x 50 x 105)	1.08 (0.49)
DM 1-4810	480 W	10.0 - 9.2	90-254 VAC	-	48 VDC (46-52 adj)	90%	-10°C to +60°C	5.12 x 6.14 x 4.96 (130 x 156 x 126)	4.96 (2.25)

Frequency: 47-63 Hz for all models

1. Depends upon specific model selection, output voltage and/or upon 120 or 240 VAC operation.



Single Phase



Slimline

## Slimline Single Phase

Catalog No.	Output Power (Watts Max)	Amp Rating	Voltage Range AC	Output Voltage	Efficiency (1)	Operating Temp	Dimensions H*W*D Inches (mm)	Weight LBS (Kg)
DM 1-1206-S	72 W	6.0 - 4.8	90-264 VAC	12 VDC (12-15 adj)	87%	-20°C to +60°C	4.88 x 1.26 x 4.02 (124 x 32 x 102)	0.92 (0.42)
DM 1-1208-S	96 W	8.0 - 6.4	90-264 VAC	12 VDC (12-15 adj)	89%	-20°C to +60°C	4.88 x 1.57 x 4.45 (124 x 40 x 113)	1.37 (0.62)
DM 1-1215-S	180 W	15.0	90-264 VAC	12 VDC (12-15 adj)	88%	-20°C to +60°C (1)	4.88 x 2.36 x 4.45 (124 x 60 x 113)	1.98 (0.9)
DM 1-24033-S	80 W	3.4 - 2.8	90-264 VAC	24 VDC (24-28 adj)	90%	-20°C to +60°C	4.88 x 1.26 x 4.02 (124 x 32 x 102)	0.92 (0.42)
DM 1-2405-S	120 W	5.0 - 4.3	90-264 VAC	24 VDC (24-28 adj)	91%	-20°C to +60°C	4.88 x 1.57 x 4.45 (124 x 40 x 113)	1.37 (0.62)
DM 1-2410-S	240 W	10.0	90-264 VAC	24 VDC (24-28 adj)	92%	-20°C to +60°C (1)	4.88 x 2.36 x 4.45 (124 x 60 x 113)	1.98 (0.9)
DM 1-2420-S	480 W	20.0	90-264 VAC	24 VDC	91%	-20°C to +60°C	5.12 x 4.02 x 5.70 (130 x 102 x 145)	4.4 (2.0)
DM 1-48017-S	80 W	1.7 - 1.4	90-264 VAC	48 VDC (48-56 adj)	90%	-20°C to +60°C	4.88 x 1.26 x 4.02 (124 x 32 x 102)	0.92 (0.42)
DM 1-48025-S	120 W	2.5 - 2.1	90-264 VAC	48 VDC (48-56 adj)	91%	-20°C to +60°C	4.88 x 1.57 x 4.45 (124 x 40 x 113)	1.37 (0.62)
DM 1-4805-S	240 W	5.0	90-264 VAC	48 VDC (48-56 adj)	92%	-20°C to +60°C (1)	4.88 x 2.36 x 4.45 (124 x 60 x 113)	1.98 (0.9)
DM 1-4810-S	480 W	10.0	90-264 VAC	48 VDC	92%	-20°C to +60°C	5.12 x 4.02 x 5.70 (130 x 102 x 145)	4.4 (2.0)

Frequency: 47-63 Hz for all models

1. Depends upon specific model selection, output voltage and/or upon 120 or 240 VAC operation.

# WHERE POWER AND SAVINGS CONNECT

## PRODUCT SPECIFICATIONS

All units are cULus Listed and CE Certified.

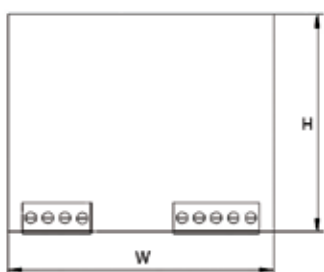


### Three Phase - Available Q2 2009

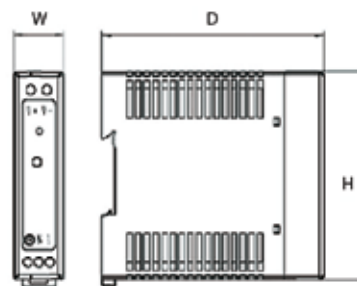

Catalog No.	Output Power (Watts Max)	Amp Rating	Voltage Range AC	Voltage Range DC	Output Voltage	Efficiency	Operating Temp	Dimensions H*W*D Inches (mm)	Weight LBS (Kg)
DM 3-2405	120 W	5.0 - 4.3	340-575 VAC	450-820 VDC	24 VDC (24-28 adj)	89%	-10°C to +60°C	4.96 x 2.56 x 4.65 (126 x 65 x 118)	1.65 (0.75)
DM 3-2410	240 W	10.0 - 8.6	340-575 VAC	450-820 VDC	24 VDC (24-28 adj)	89%	-10°C to +60°C	5.12 x 3.43 x 4.96 (130 x 87 x 126)	2.76 (1.25)
DM 3-2420	480 W	20.0 - 17.1	340-575 VAC	450-820 VDC	24 VDC (24-28 adj)	90%	-10°C to +60°C	5.12 x 6.14 x 4.96 (130 x 156 x 126)	4.85 (2.20)

Frequency: 47-63 Hz for all models

1. Depends upon specific model selection, output voltage and/or upon 120 or 240 VAC operation.



Three Phase



Plastic

### Plastic

Catalog No.	Output Power (Watts Max)	Amp Rating	Voltage Range AC	Output Voltage	Efficiency	Operating Temp	Dimensions H*W*D Inches (mm)	Weight LBS (Kg)
DMPI-504	20 W	4.4 - 3.64	90-264 VAC	5 VDC (4.5-5.5 adj)	75%	-10°C to +50°C	3.54 x 0.90 x 4.02 (90 x 22.8 x 102)	0.35 (0.16)
DMPI-120125	15 W	1.25 - 1.07	90-264 VAC	12 VDC (10-14 adj)	78%	-10°C to +50°C	3.54 x 0.90 x 4.02 (90 x 22.8 x 102)	0.29 (0.13)
DMPI-12025	30 W	3.0 - 2.14	90-264 VAC	12 VDC (10-14 adj)	84%	-10°C to +50°C	3.54 x 0.90 x 4.02 (90 x 22.8 x 102)	0.35 (0.16)
DMPI-1204	50 W	5.0 - 3.57	90-264 VAC	12 VDC (10-14 adj)	83%	-10°C to +50°C	3.54 x 1.26 x 4.02 (90 x 32 x 102)	0.51 (0.23)
DMPI-1502	30 W	2.14 - 1.67	90-264 VAC	15 VDC (14-18 adj)	84%	-10°C to +50°C	3.54 x 0.90 x 4.02 (90 x 22.8 x 102)	0.35 (0.16)
DMPI-24006	15 W	0.68 - 0.54	90-264 VAC	24 VDC (22-28 adj)	81%	-10°C to +50°C	3.54 x 0.90 x 4.02 (90 x 22.8 x 102)	0.29 (0.13)
DMPI-240125	30 W	1.36 - 1.07	90-264 VAC	24 VDC (22-28 adj)	85%	-10°C to +50°C	3.54 x 0.90 x 4.02 (90 x 22.8 x 102)	0.35 (0.16)
DMPI-2402	50 W	2.27 - 1.79	90-264 VAC	24 VDC (22-28 adj)	85%	-10°C to +50°C	3.54 x 1.26 x 4.02 (90 x 32 x 102)	0.51 (0.23)
DMPI-4801	50 W	1.09 - 0.96	90-264 VAC	48 VDC (46-52 adj)	85%	-10°C to +50°C	3.54 x 1.26 x 4.02 (90 x 32 x 102)	0.51 (0.23)

Plastic units not TUV certified.

Frequency: 47-63 Hz for all models

1. Depends upon specific model selection, output voltage and/or upon 120 or 240 VAC operation.



# GO BEYOND THE DIN RAIL WITH ACME LINEAR POWER SUPPLIES

Acme Electric offers both unregulated and regulated linear power supplies to meet your most critical industrial requirements. Featuring an open-frame construction, these power supplies are packed with analog circuit efficiency.

## Applications:

DC motors • DC relays • Industrial machinery • Battery chargers • Solenoids

## UNREGULATED LINEAR POWER

### BLACKLINE SERIES

100 watts to 750 watts bulk DC linear power



#### Features/Benefits:

- » High initial start up in-rush surge current to power DC motors and electromechanical devices
- » Floating output allows positive or negative ground reference
- » Computer grade capacitors result in lower output ripple
- » High efficiency transformer provides up to 90 percent efficiency
- » MTBF to 500,000 hours per MIL 217E
- » UL recognized to UL 1950
- » Meets FCC Level B EMI

#### Electrical Specifications:

- » AC Input:
  - Input voltage selectable by transformer taps for 115 or 230 VAC (10 percent taps are provided)
- » DC Output:
  - Voltage ratings: 7, 12, 16, 20, 24, 48 volts
  - Maximum ripple: 3 percent rms at nominal line voltage, at full rated load



CATALOG NO.	TYPICAL VDC OUTPUT (@ 115 VAC IN)			AMPS FULL LOAD
	NO LOAD	HALF LOAD	FULL LOAD	
100B7HA	10.6	8.8	7.9	10.0
100B12HA	14.8	12.9	11.7	7.0
100B20HA	23.3	20.8	19.3	5.0
100B24HA	30.6	27.5	25.4	3.5
100B48HA	56.3	51.0	47.9	1.8
200B7HA	12.3	9.5	8.2	20.0
200B12HA	15.4	12.5	11.3	15.0
200B20HA	26.8	22.5	20.3	10.0
200B24HA	34.4	29.5	27.1	7.5
200B48HA	58.9	48.2	46.5	4.0
500B24HA	31.0	28.4	26.7	20.0
500B48HA	59.7	50.2	47.8	10.0
750B24HA	33.3	27.7	25.5	30.0
750B48HA	58.5	49.7	48.5	15.0





## REGULATED LINEAR POWER


### SPW SERIES

15 watts to 175 watts



#### Features/Benefits:

- » Worldwide AC input range
- » Worldwide safety standards - recognized to UL, CSA certified, and CE listed
- » Overload protection with automatic recovery
- » 100% burn-in ensures long-term quality
- » Built-in OVP on 5V output
- » UL recognized to UL 1950
- » Industry standard mounting and dimensions



#### Electrical Specifications:

- » AC Input:
  - Input voltage: 100/120/220/230/240 selectable
  - Input frequency: 47 to 63 Hz, typical 60 Hz
- » DC Output:
  - Output adjustment range: +/- 5 percent minimum

CATALOG NO.	OUTPUT 1	
	VDC	AMPS
SPWS-53-0V	5	3.0
SPWS-1217	12	1.7
SPWS-2412	24	1.2
SPWS-2424	24	2.4
SPWS-2436	24	3.6
SPWS-2448	24	4.8
SPWS-2472	24	7.2



## REGULATED LINEAR POWER

### SPS BLUELINE SERIES

7.5 watts to 144 watts



#### Features/Benefits:

- » Remote sense capability on output compensates for voltage drop
- » Overload protection with automatic recovery
- » Overvoltage protection provided on all models
- » Recognized to UL and CSA certified

#### Electrical Specifications:

- » AC Input:
  - Input voltage: 120/240 VAC on most models
  - Input frequency: 50/60 Hz
- » DC Output:
  - Output voltage/current: See selection chart
  - Voltage adjustment range: +/- 5 percent minimum



CATALOG NO.	OUTPUT	
	VDC	AMPS
SPS 3012	12	1.8
SPS 6012	12	5.0
SPS 12012	12	10.0
(*) SPS 152428	24/28	0.8/0.6
SPS 302428	24/28	1.2/1.0
SPS 602428	24/28	2.5/2.0
SPS 1202428	24/28	6.0/5.0

Output is potentiometer adjustable.  
 \* 120 VAC operation only.

# UP CLOSE AND PERSONAL SERVICE FROM THE PEOPLE WHO KNOW POWER

Acme's technical experts are a team of specialists with the training and knowledge you expect from a power supply leader. They understand real-world applications and will provide you with all the information and assistance needed to address your specific situation. Place your trust in the team that is eager to serve you by drawing on its extensive experience.

*What output voltages are available?*

*Do all power supplies require an AC ground?*

*What input ranges can I use?*



## POWER DISTRIBUTION AND POWER QUALITY IS ONLY ONE OF OUR SPECIALTIES.

As the leading provider of electrical and electronic power conversion technologies, Acme Electric Corporation provides an endless array of product offerings to industries across the globe. The Acme product portfolio includes Acme brand power distribution and power quality products for diverse manufacturing operations, AMVECO brand toroids for the most demanding medical and military applications, and Actown customized magnetics for the most challenging implementations. In short, Acme offers the widest scope of product design and manufacturing capabilities under one umbrella.

Acme Electric Corporation is an Actuant Company.







## ACME ELECTRIC

4815 West 5th Street, Lumberton, NC 28358 • Toll free: 800-334-5214 • Phone: 910-738-1121 • Fax: 910-739-0024

©2008 Acme Electric. All rights reserved.

To learn more about the DM Series DIN Rail power supplies, visit [www.acmedinps.com](http://www.acmedinps.com).

For information on other Acme Electric products, visit [www.acmepowerdist.com](http://www.acmepowerdist.com).