



AMETEK LAMB ELECTRIC

Product Bulletin

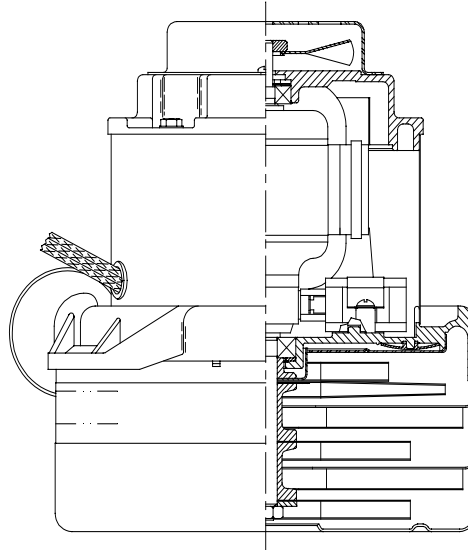
Model: 116103-00

DESCRIPTION

- Three stage
- 120 volts
- 7.2"/183 mm
- Double ball bearing construction
- Single speed
- Tangential bypass discharge
- Aluminum fan end bracket
- Aluminum commutator bracket

DESIGN APPLICATION

- Equipment operating in environments requiring separation of working air from motor ventilating air
- Designed to handle clean, dry, filtered air only



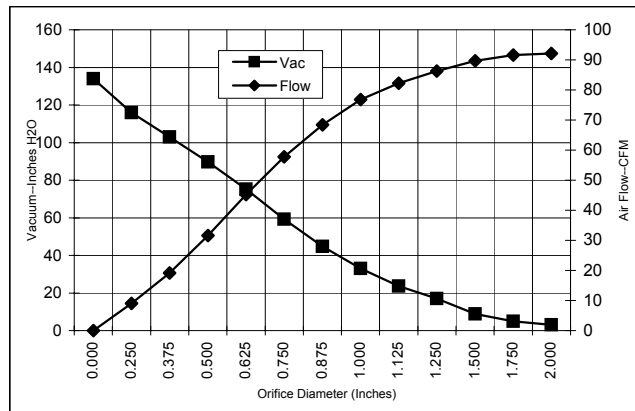
SPECIAL FEATURES

- Suitable for 120 volt AC operation, 50/ 60 Hz
- UL recognized, category PRGY2 (E47185)
- CSA certified, class 1611 01 (LR31393)
- Provision for grounding
- Epoxy painted fan case
- Aluminum fan end bracket designed to dampen vibration and improve durability
- Patented air seal bearing construction. U.S. Patent #4,088,424
- The Lamb Electric vacuum motor line offers a wide range of performance levels to meet design needs

TYPICAL MOTOR PERFORMANCE.*

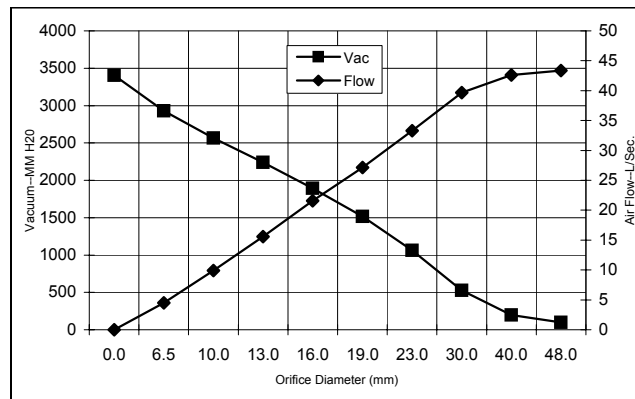
(At 120 volts, 60Hz, test data is corrected to standard conditions of 29.92 Hg, 68° F.)

ASTM
DATA



Orifice (Inches)	Amps	Watts (In)	RPM	Vac (In.H2O)	Flow (CFM)	Air Watts
2.000	13.7	1541	17150	3.0	92.1	32
1.750	13.7	1544	17125	5.0	91.6	54
1.500	13.6	1539	17075	8.9	89.7	94
1.250	13.8	1544	17075	17.1	86.3	174
1.125	13.7	1457	17000	23.7	82.2	229
1.000	13.7	1539	17150	33.1	76.8	299
0.875	13.6	1465	17150	44.8	68.4	361
0.750	13.4	1455	17325	59.3	57.8	403
0.625	12.8	1360	17725	75.2	45.2	400
0.500	11.9	1251	18450	89.7	31.6	334
0.375	10.9	1161	19350	103.0	19.1	233
0.250	10.1	1070	20450	116.0	9.0	123
0.000	9.3	1080	21450	134.0	0.0	0

Metric
DATA



Orifice (mm)	Amps	Watts (In)	RPM	Vac (mm H2O)	Flow (L/Sec)	Air Watts
48.0	13.7	1542	17139	99	43.4	42
40.0	13.6	1541	17090	196	42.6	82
30.0	13.7	1496	17034	527	39.7	204
23.0	13.6	1484	17150	1064	33.3	346
19.0	13.4	1453	17333	1514	27.2	403
16.0	12.8	1364	17709	1894	21.6	400
13.0	12.0	1262	18378	2242	15.6	341
10.0	11.1	1175	19215	2566	9.9	248
6.5	10.1	1075	20395	2930	4.5	129
0.0	9.3	1080	21450	3404	0.0	0

Note: Metric performance data is calculated from the ASTM data above.

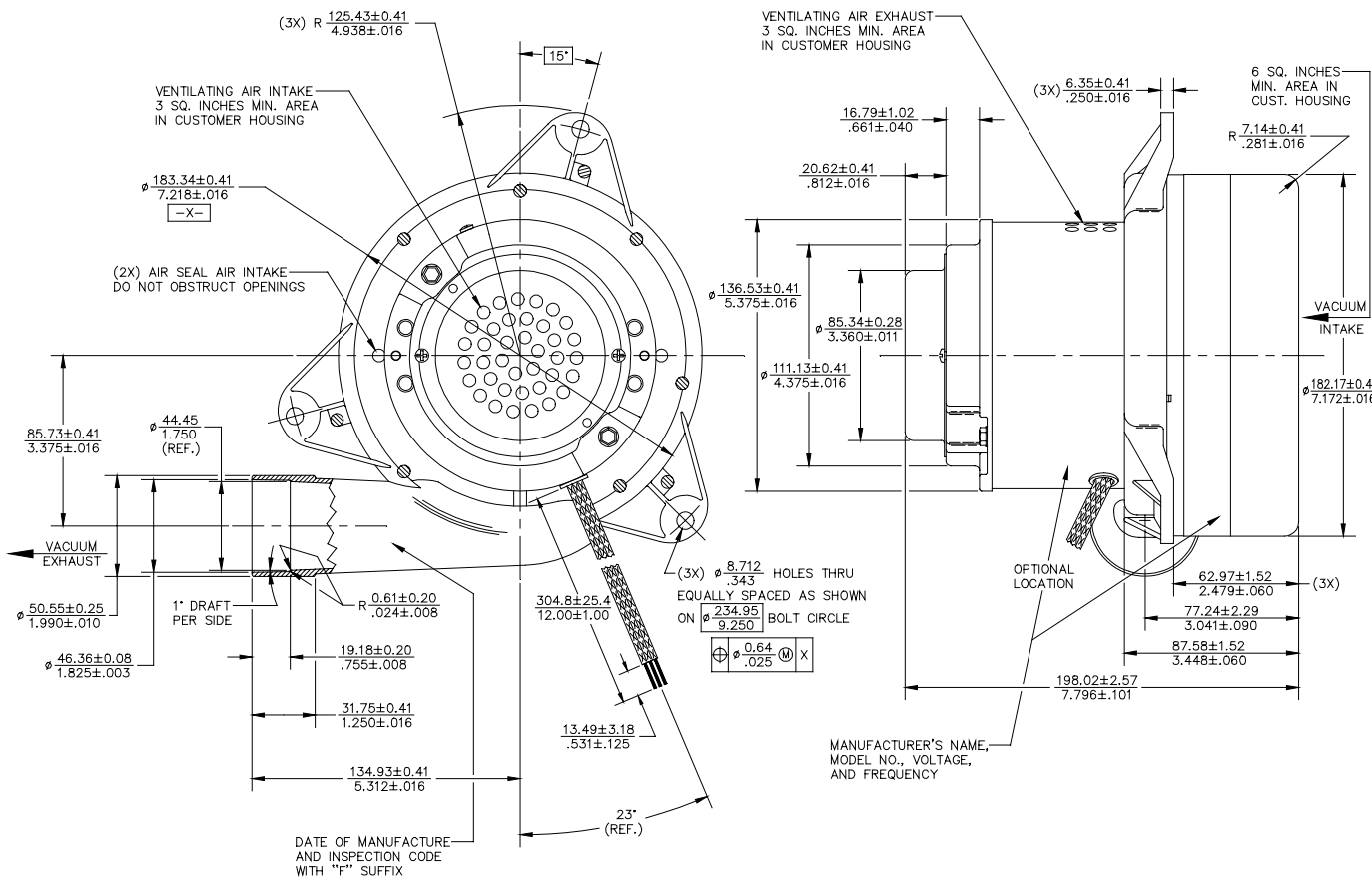
* Data represents performance of a typical motor sampled from a large production quantity. Individual motor data may vary due to normal manufacturing variations.

Test Specs:	120 volts	Minimum Sealed Vacuum:	130.0"	ORIFICE:	7/8"	Minimum Vacuum:	42.0"	Maximum Watts:	1650
-------------	-----------	------------------------	--------	----------	------	-----------------	-------	----------------	------

DIMENSIONS

NOTES:

1. LEADS: POWER; #16 GA., ONE BLACK, ONE WHITE.
GROUND; #18 GA., GREEN WITH YELLOW STRIPE.



IMPORTANT NOTE: Pictorial and dimensional data are subject to change without notice. Contact factory for current revision levels.

WARNING - When using AMETEK Lamb Electric bypass motors in machines that come in contact with foam, liquid (including water), or other foreign substances, the machine must be designed and constructed to prevent those substances from reaching the fan system, motor housing, and electrical components. Lamb Electric vacuum motors other than hazardous duty models should not be applied in machines that come in contact with dry chemicals or other volatile materials. Failure to observe these precautions could cause flashing (depending on volatility) or electrical shock which could result in property damage and severe bodily injury, including death in extreme cases. All applications incorporating Lamb Electric motors should be submitted to appropriate organizations or agencies for testing specifically related to the safety of your equipment.

AMETEK/Lamb Electric Division
627 Lake Street
Kent, Ohio 44240
U.S.A.
Tel: (330) 673-3451
Fax: (330) 673-8994

Ametek GmbH
P. O. Box 1251
D-71667 Marbach
Germany
Phone: + 49-714-484-9512
Fax: + 49-714-484-9513

AMETEK/Singapore Private Limited
10 Ang Mo Kio Street 65
05-12 Techpoint
Singapore 2056
Tel: + 65-484-2388
Fax: + 65-481-6588