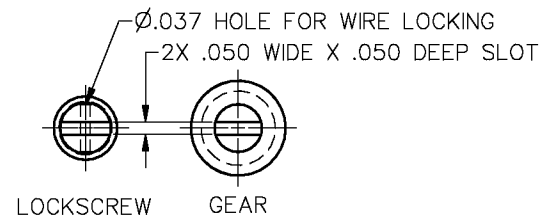
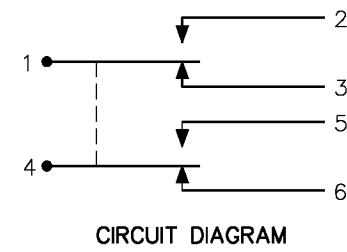
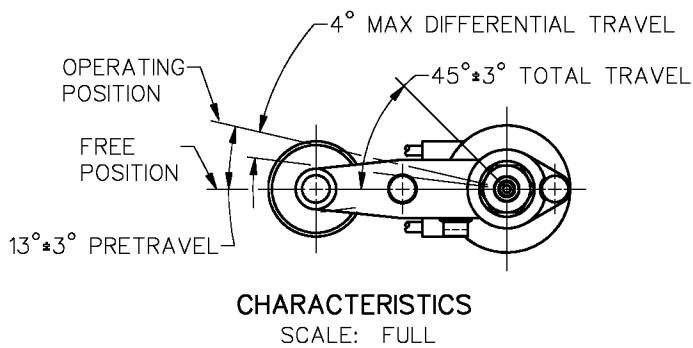
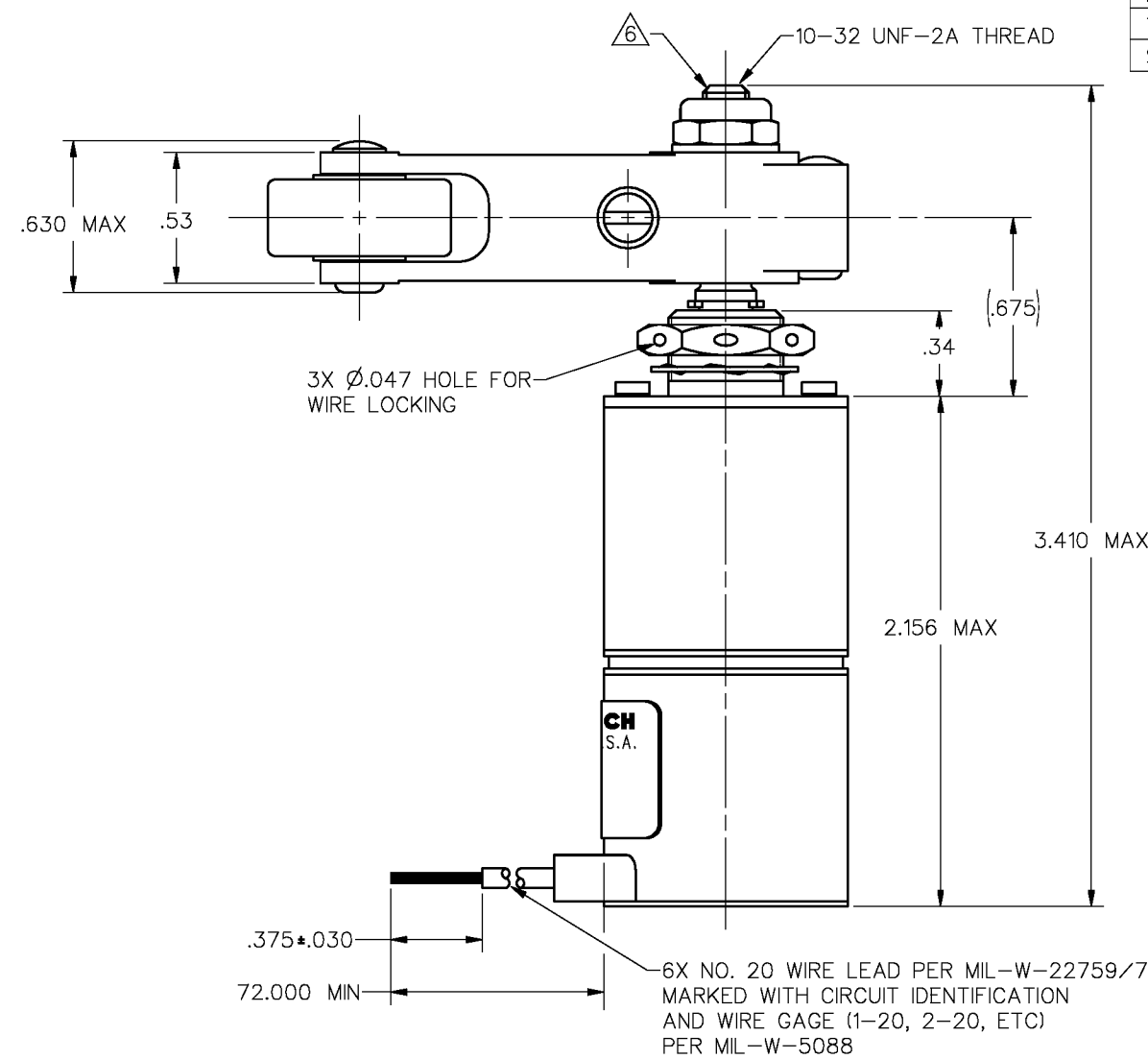
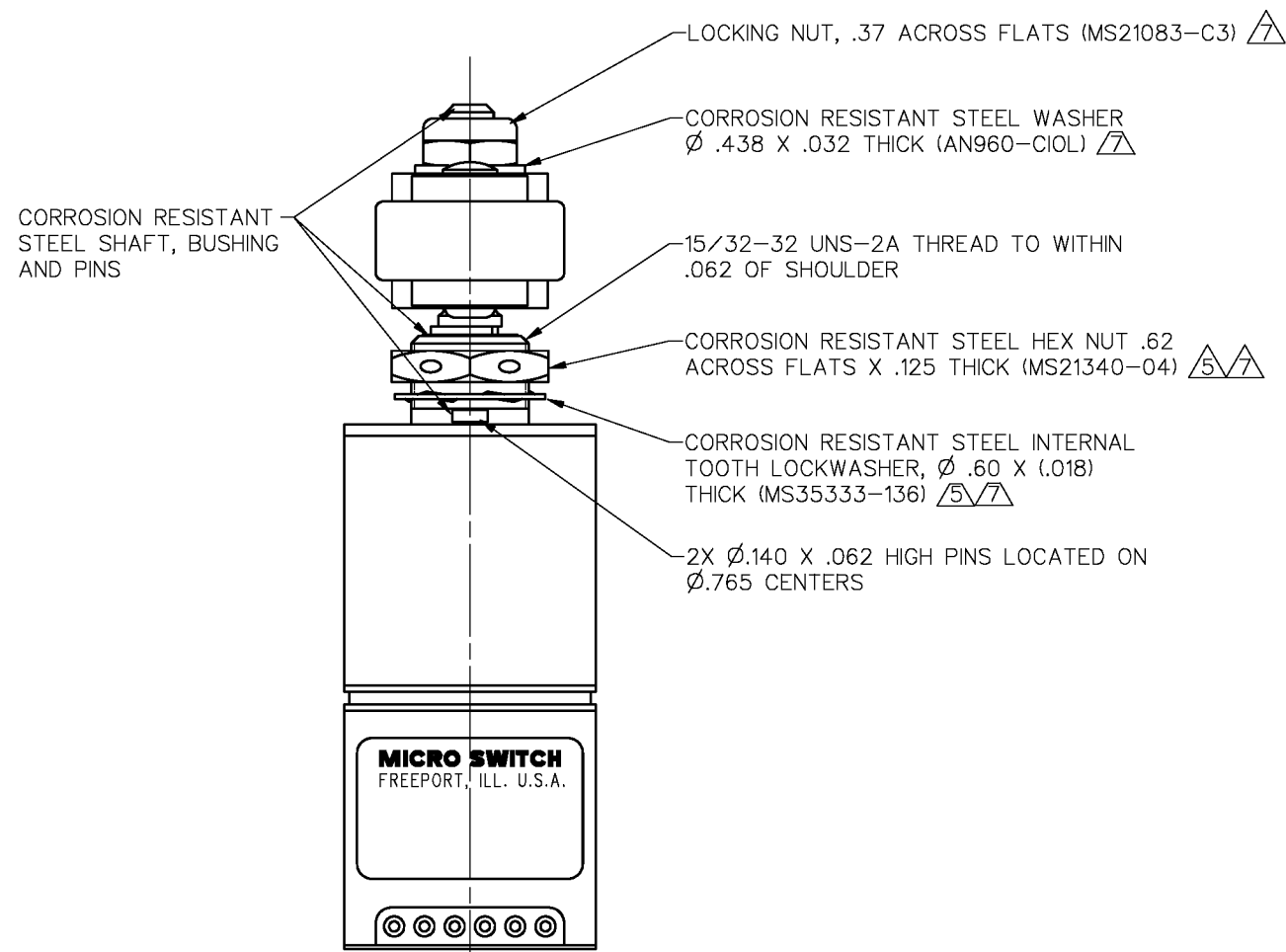
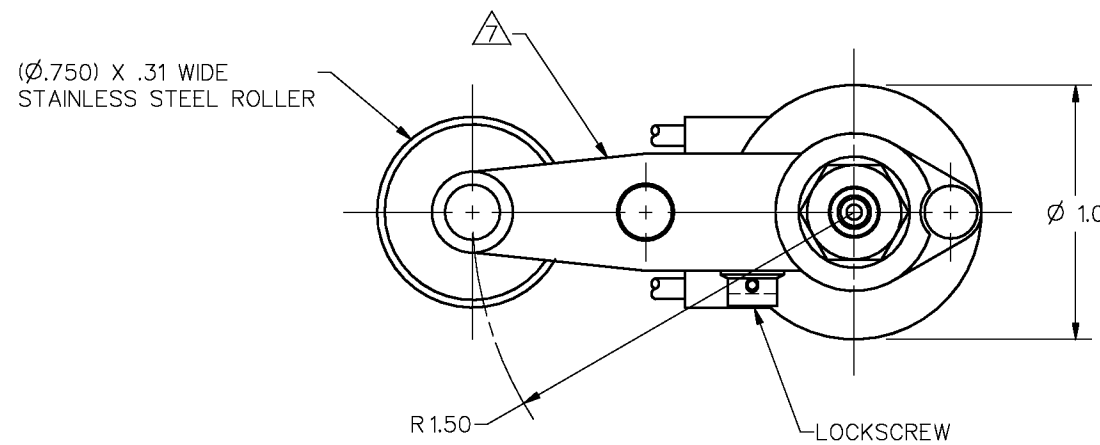
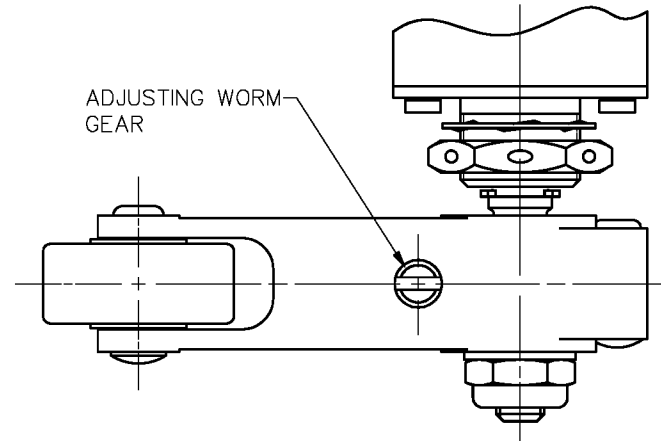


HONEYWELL
PART NUMBER
31EN101-6
FAA-PMA

REV	DOCUMENT	CHANGED BY	CHECK
8	0011614	KSR 04MAR05	AK



ROLLER LEVER MAY BE ADJUSTED FOR AN INFINITE NUMBER OF POSITIONS THRU 360°. ADJUSTMENT IS MADE BY LOOSENING THE LOCK NUT AND THEN THE SCREW AND TURNING GEAR UNTIL LEVER IS IN DESIRED POSITION. SCREW AND LOCK NUT ON SHAFT IS THEN TIGHTENED TO POSITIVELY LOCK LEVER IN POSITION.



SPECIFICATION DETAILS:			
STANDARD:	CONFORMS TO MS21320-1 (MIL-S-8805/48), EXCEPT AS NOTED		
CONSTRUCTION:	ENCLOSURE DESIGN: RESILIENT SEAL PER MIL-S-8805, SYMBOL 4 CONTACT MATERIAL & CONFIGURATION: GOLD BIFURCATED CIRCUIT CONFIGURATION: 2 SPDT TERMINATION: LEADWIRES PER MIL-W-22759/7 WEIGHT: 9.5 OZ MAX EXPOSED METALS: CORROSION RESISTANT		
ELECTRICAL CHARACTERISTICS:	ELECTRICAL RATINGS: VOLTAGE: 28 VDC, RESISTIVE: 1A, LOAD INDUCTIVE: .5A -SEA LEVEL, -50,000 FEET: 28 VDC, 1A, .5A		
DIIELECTRIC STRENGTH & INSULATION RESISTANCE	DIELECTRIC STRENGTH (≈ 60 Hz. FOR 5 SECONDS): 1000 V Rms, 500µ A (MAX. LEAKAGE) INSULATION RESISTANCE (500 VDC * 10 ⁴): 1000 Megohms MIN -BETWEEN TERMINALS AND EXPOSED NON-CURRENT CARRYING METAL: 1000 V Rms, 500µ A (MAX. LEAKAGE) -BETWEEN TERMINALS OF MUTUALLY INSULATED CIRCUITS: 1000 V Rms, 500µ A (MAX. LEAKAGE) -BETWEEN ALL UNCONNECTED TERMINALS OF THE SAME POLE: 1000 V Rms, 500µ A (MAX. LEAKAGE)		
SWITCH RESISTANCE	N/A		
RECOMMENDATION FOR USE IN APPLICATIONS LESS THAN .5 amps AND/OR 12 volts	YES Δ		
MECHANICAL CHARACTERISTICS:	CHARACTERISTICS: OPERATING TORQUE: 12-25 IN-LBS, RELEASE TORQUE: 9 IN-LBS MIN, FULL OVERTRAVEL TORQUE: 40 IN-LBS MAX, PRETRAVEL, FREE POSITION, OVERTRAVEL: SEE DETAIL		
MOUNTING STRENGTH	15 IN-LBS		
ACTUATOR STRENGTH	10 LBS APPLIED IN A DIRECTION TO CAUSE SWITCH ACTUATION		
LIFE:	MECHANICAL LIFE: 25,000 MIN. PER MIL-S-8805/48 Δ ELECTRICAL LIFE AT FULL RATED LOAD: 25,000 MIN. PER MIL-S-8805/48 Δ		
ENVIRONMENTAL:	TEMPERATURE RANGE: -55 C TO +85 C ALTITUDE RANGE: SEA LEVEL TO 50,000 FEET SHOCK: PER MIL-S-8805 SYMBOL M - 100 g VIBRATION: PER MIL-S-8805 SYMBOL 1 - 10-500 Hz. & 10 g peak MOISTURE RESISTANCE: PER MIL-S-8805 PARA 3.20 THERMAL SHOCK: PER MIL-S-8805 PARA 3.16 SALT SPRAY: PER MIL-S-8805 PARA 3.22		

- NOTES
- SWITCH SEALED PER MIL-S-8805 SYMBOL 4
 - CIRCUIT DIAGRAM, CATALOG LISTING, DATE CODE, FED. MFG. CODE AND FAA-PMA ARE SHOWN ON NAMEPLATE
 - CORROSION RESISTANT STEEL ENCLOSURE
 - TOTAL TRAVEL OF ROLLER LEVER IS 45°±3° IN CLOCKWISE DIRECTION ONLY WITH SPRING RETURN TO NEUTRAL
 - REPLACEMENT MOUNTING HARDWARE - PACKET 19PA10
 - DO NOT APPLY MORE THAN 20-25 INCH POUNDS OF TORQUE WHEN TIGHTENING LOCKING NUT
 - HARDWARE MAY BE PACKAGED UNASSEMBLED PER MIL-S-8805
 - BASIC SWITCHES HAVE GOLD BIFURCATED CONTACTS
 - RETURN TORSION SPRING MATERIAL 17-7 PH SST
 - CONTACT HONEYWELL-MICRO SWITCH IF ADDITIONAL INFORMATION ON LOW ENERGY LOADS IS REQUIRED OR FOR HELP WITH SPECIFIC APPLICATIONS
 - LIFE RATINGS ARE PER MIL-S-8805 REQUIREMENTS. ACTUAL LIFE EXCEEDS RATED LIFE. CONTACT HONEYWELL-MICRO SWITCH FOR ADDITIONAL DATA
 - FOR MANUFACTURING DETAILS SEE ASSEMBLY DRAWING 31EN101-6 FOR FAA-PMA

DESIGN UNITS: INCH	DRAWN	MAM	19DEC95
TOLERANCES UNLESS NOTED:	CHECK	TSM	21DEC95
NO PLACE X ±	THIS DRAWING COVERS A PROPRIETARY ITEM AND IS THE PROPERTY OF HONEYWELL. THIS DRAWING IS NOT TO BE COPIED OR USED WITHOUT THE PERMISSION OF HONEYWELL.		
ONE PLACE .X ±			
TWO PLACE .XX ±			
THREE PLACE .XXX ±			
FOUR PLACE .XXXX ±			
ANGLES ±	INTERPRET PER ASME Y14.5M-1994 OTHER HONEYWELL ENGINEERING STANDARDS MAY APPLY		
THIRD ANGLE PROJECTION	RASTER		

Honeywell			
TITLE SWITCH - ENCLOSED			
SIZE	TYPE	DRAWING NAME	REV
C	I	31EN101-6	8
SCALE	2:1	WEIGHT 9.5 OZ MAX	SHEET 1 OF 1

Mouser Electronics

Authorized Distributor

Click to View Pricing, Inventory, Delivery & Lifecycle Information:

[Honeywell:](#)

[31EN101-6](#)