





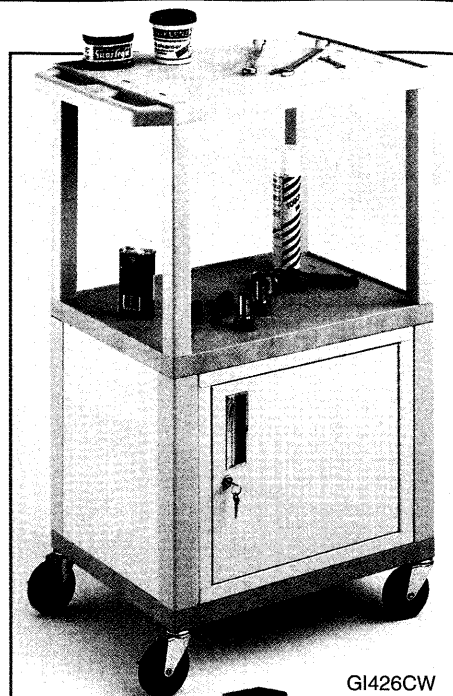
ALL PRODUCTS



GI262CW




GI344CW




GI426CW




ALL PRODUCTS



GI261W



GI343W



GI425W

- Super Strong Thermoplastic Moulded Trolleys
- Versatile
- Supplied knock down with FREE mallet for easy assembly

- Strength with Lightness
- Will not rust, dent or chip
- Easy to Clean
- Available in 4 colours

Please specify when ordering Red Blue Beige Green

Ideal for moving goods of all types in offices, schools, storerooms, hospitals, supermarkets etc. This versatile range of trolleys are constructed from a durable injected moulded thermoplastic. Resistant to most substances they are available in three heights, with or without a lockable metal cupboard. Fitted with 4 x 100 mm swivel castors, 2 with brake. Each trolley comes complete with a mallet for easy assembly.

Description	Overall Dimensions L x W x H mm	Dimensions Between Shelves Top / Bottom mm	Maximum Load kg	Weight	Model
2 shelf Trolley with Cabinet	610 x 457 x 660	419	90	18	GI262CW
3 shelf Trolley with Cabinet	610 x 457 x 864	216 / 419	90	21	GI344CW
3 shelf Trolley with Cabinet	610 x 457 x 1067	419 / 419	90	22	GI426CW
2 shelf Trolley	610 x 457 x 660	470	90	10	GI261W
3 shelf Trolley	610 x 457 x 864	216 / 419	90	13	GI343W
3 shelf Trolley	610 x 457 x 1067	419 / 419	90	13	GI425W