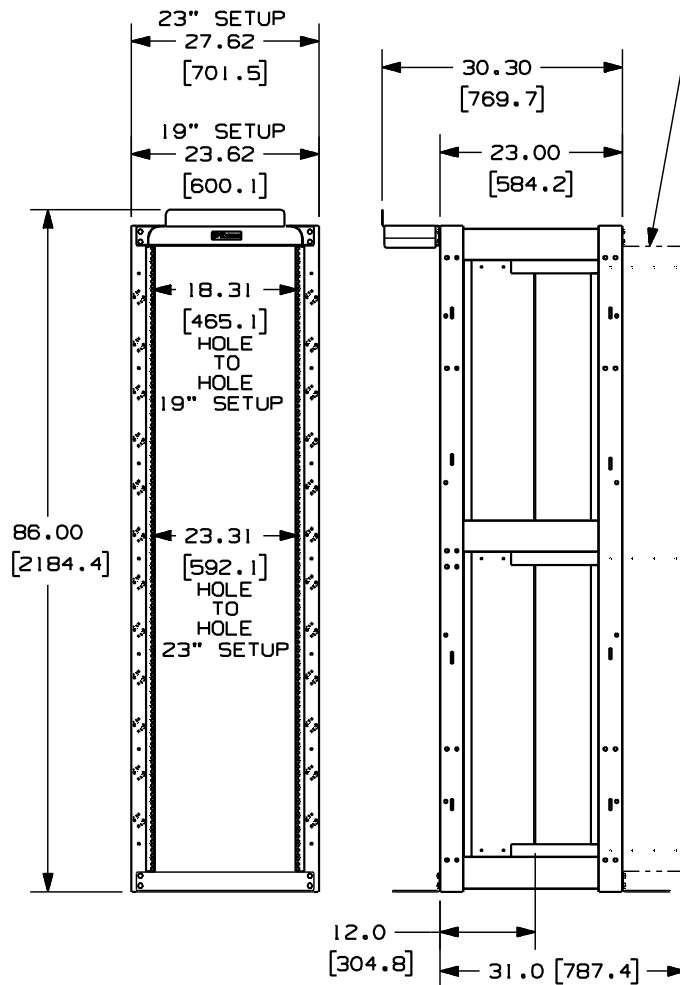


THIS COPY IS PROVIDED ON A RESTRICTED BASIS AND IS NOT TO BE USED IN ANY WAY DETRIMENTAL TO THE INTERESTS OF PANDUIT CORP.



RAIL SHOWN  
FULLY EXTENDED

PANDUIT P/N	WEIGHT
NF4PR84CN	107 LBS/EACH 48.5 kg/EACH

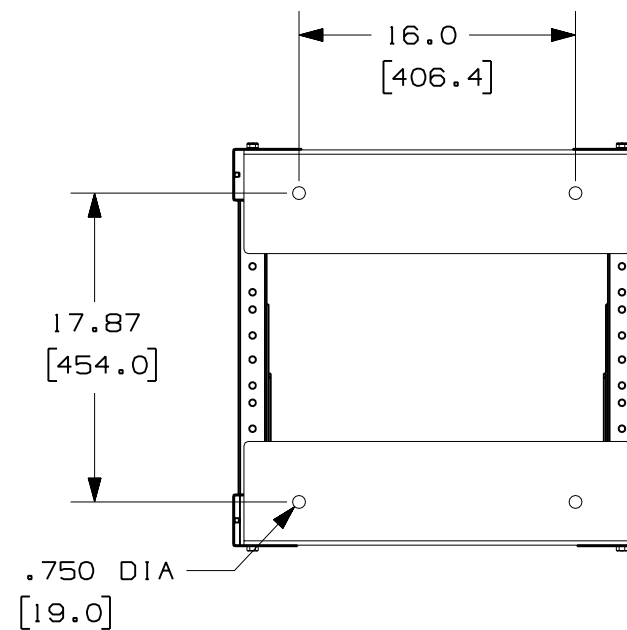
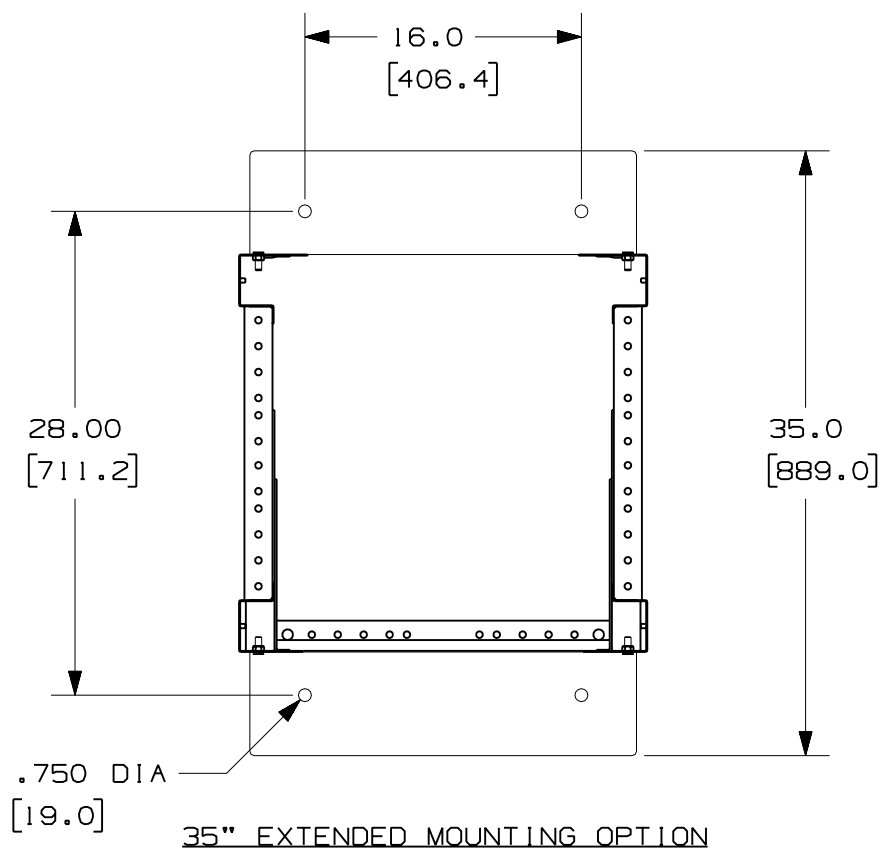
#### NOTES:

1. VISIT OUR ON-LINE CATALOG AT [WWW.PANDUIT.COM](http://WWW.PANDUIT.COM) FOR A LIST OF CURRENT PARTS APPLICABLE FOR USE WITH THIS PRODUCT.
2. DIMENSIONS IN PARENTHESIS ARE METRIC.
3. REAR MOUNT(EIA) RAILS ADJUST FROM 12" TO 31" DEPTH, RELATIVE TO FIXED FRONT MOUNTS(EIA).
4. CAN BE USED WITH ANY 19" OR 23" EIA STANDARD COMPONENT IN ADDITION TO MOST PANDUIT HORIZONTAL CABLE MANAGEMENT AND PATCH PANEL PRODUCTS.
5. 45 AVAILABLE RACK SPACES.
6. EIA UNIVERSAL STANDARD HOLE PROGRESSION ON FRONT CHANNELS AND REAR MOUNT RAILS .625",.625",.500",.625",.625",.500"...ETC.
7. ASSEMBLES AS A 19" OR 23" EQUIPMENT RACK.
8. ACCESSORIES:
  - 1- GROUND AND HARDWARE KIT
  - 1- PACK OF 17 (3/8 BOLT, NUTS AND LOCKWASHERS)

MODEL FILENAME V10073ZB_4POST_YAH00_ASSY_01.PRT	
CAD FILENAME/LAYERS V10073ZB_DC_01A.PRT	
<b>PANDUIT</b> CORP. TINLEY PARK, ILLINOIS	
4 POST RACK W/CAGE NUT EQUIPMENT RAILS (NF4PR84CN) CUSTOMER DRAWING	
UNLESS OTHERWISE SPECIFIED, DIMENSIONAL TOLERANCES ARE: 1.X1 ± .03 (1.XXX) ± .03 1.XX1 ± .06 ANGLES ±	UNLESS OTHERWISE SPECIFIED, ALL DIMENSIONS ARE GIVEN IN INCHES, THIRD ANGLE PROJECTION.
DRAWN BY LEE	MAT'L: STEEL
DATE 3-10-06	SCALE NONE
CHK'D	DRAWING NO. 10073-75 SHEET 1 OF 3
DWS A SIZE	

REV	DATE	BY	CHK	DESCRIPTION	ECN	R	CUST	SUP	OTH
OD	3-10-06	LEE		RELEASED TO PRODUCTION	10073-75				

THIS COPY IS PROVIDED ON A RESTRICTED BASIS AND IS NOT TO BE USED IN ANY WAY DETRIMENTAL TO THE INTERESTS OF PANDUIT CORP.



24" (600mm) FLOOR TILE MOUNTING OPTION

-BASE CAN BE MOUNTED TO FIT A 24in x 24in (600mm x 600mm) FLOOR TILE OR EXTENDED TO 35" WIDE AS SHOWN ABOVE.

MODEL FILENAME V10073ZB\_4POST\_YAH00\_ASSY\_01.PRT

CAD FILENAME/LAYERS V10073ZB\_DC\_01A.PRT

PANDUIT CORP. TINLEY PARK, ILLINOIS

4 POST RACK W/ CAGE NUT EQUIPMENT RAILS (NF4PR84CN) CUSTOMER DRAWING

UNLESS OTHERWISE SPECIFIED,  
DIMENSIONAL TOLERANCES ARE:  
(.X) ± (.XXX) ± .03  
(.XX) ± .06 ANGLES ±

UNLESS OTHERWISE SPECIFIED,  
ALL DIMENSIONS ARE GIVEN  
IN INCHES, THIRD ANGLE PROJECTION.

DRAWN BY  
LEE

MAT'L:

SCALE NONE

DATE  
3-10-06

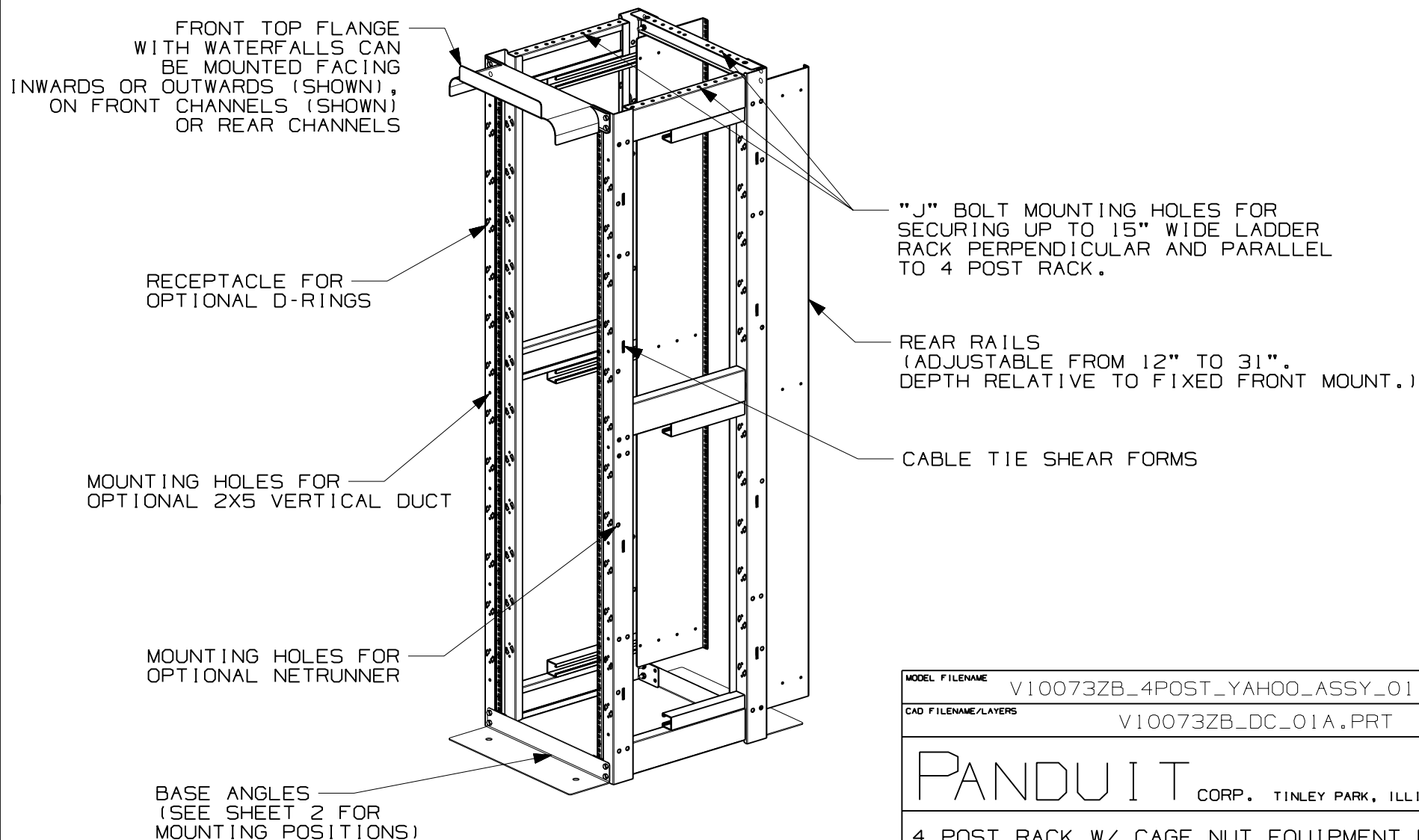
STEEL

DRAWING NO.  
10073-75  
SHEET 2 OF 3

DWG  
A  
SIZE

REV	DATE	BY	CHK	DESCRIPTION	ECN	R	CUST	SUP	OTH
00	3-10-06	LEE		SEE SHEET 1 OF 3 FOR REVISIONS.	10073-75				

THIS COPY IS PROVIDED ON A RESTRICTED BASIS AND IS NOT TO BE USED IN ANY WAY DETRIMENTAL TO THE INTERESTS OF PANDUIT CORP.



MODEL FILENAME	V10073ZB_4POST_YAH00_ASSY_01.PRT
CAD FILENAME/LAYERS	V10073ZB_DC_01A.PRT
<b>PANDUIT</b> CORP. TINLEY PARK, ILLINOIS	
4 POST RACK W/ CAGE NUT EQUIPMENT RAILS (NF4PR84CN) CUSTOMER DRAWING	

										UNLESS OTHERWISE SPECIFIED, DIMENSIONAL TOLERANCES ARE: (.X) ± (.XXX) ± .03 (.XX) ± .06 ANGLES ±		UNLESS OTHERWISE SPECIFIED, ALL DIMENSIONS ARE GIVEN IN INCHES, THIRD ANGLE PROJECTION.		
										DRAWN BY LEE	MAT'L:  STEEL	SCALE NONE		
00	3-10-06	LEE		SEE SHEET 1 OF 3 FOR REVISIONS	10073-75					DATE 3-10-06		DRAWING NO. 10073-75 SHEET 3 OF 3		DWG A SIZE
REV	DATE	BY	CHK	DESCRIPTION	ECN	-	R	CUST	SUP	OTH		CHK'D		