

Cable - FLK 40/EZ-DR/ 100/SLC - 2294623

Please be informed that the data shown in this PDF Document is generated from our Online Catalog. Please find the complete data in the user's documentation. Our General Terms of Use for Downloads are valid (<http://phoenixcontact.com/download>)




Round cable set; Controller: Allen-Bradley SLC 500 (OB 32, IB 32); Connection 1: IDC/FLK socket strip (1x 40-position); Connection 2: IDC/FLK socket strip (1x 40-position); Cable length: 1 m

Why buy this product

- ✓ Passive interface modules (VIP-3/SC/FLK40, etc.) are connected to the I/O cards using the system cable



Key Commercial Data

Packing unit	1 STK
GTIN	 4 017918 148997
GTIN	4017918148997

Technical data

General

Nominal voltage U_N	< 50 V AC
	60 V DC
Max. current carrying capacity per path	1 A
Max. conductor resistance	0.16 Ω /m
Length of cable	1 m
Single wire, cross section	0.14 mm ²
Single wire, cross section [AWG]	26
Conductor construction: Number of litz wires:	7
Single wire, material	Cu tin-plated
Test voltage	500 V AC (50 Hz, 1 min.)
External diameter	10 mm
Cable, preassembly	Insulation displacement, IEC 60352-4/DIN EN 60352-4
Shielding	no

Environmental conditions

Ambient temperature (operation)	-20 °C ... 50 °C
---------------------------------	------------------

Cable - FLK 40/EZ-DR/ 100/SLC - 2294623

Technical data

Environmental conditions

Ambient temperature (storage/transport)	-20 °C ... 70 °C
Flame resistance	IEC 60332-1
	DIN VDE 0482 Part 332-1

Connector 1

Connection name	Field level
Connection method	IDC/FLK socket strip
Number of connections	1
Number of positions	40
Pitch	2.54 mm

Connector 2

Connection name	Controller level
Connection method	IDC/FLK socket strip
Number of connections	1
Number of positions	40
Channels which can be connected	32
Pitch	2.54 mm

Supported controller

Controller	ALLEN-BRADLEY SLC 500
- suitable I/O card	1746 OB 32
	1746 OV 32
	1746 IB 32
	1746 IV 32

Standards and Regulations

Flame resistance	IEC 60332-1
	DIN VDE 0482 Part 332-1
Standards/regulations	DIN EN 60352-4
	IEC 352-4

Color code

Connector 1 = connector 2 (optional) = wire color	IDC/FLK40 (1) = IDC/FLK40 (1) = black
	IDC/FLK40 (2) = IDC/FLK40 (2) = brown
	IDC/FLK40 (3) = IDC/FLK40 (3) = red
	IDC/FLK40 (4) = IDC/FLK40 (4) = orange
	IDC/FLK40 (5) = IDC/FLK40 (5) = yellow
	IDC/FLK40 (6) = IDC/FLK40 (6) = green
	IDC/FLK40 (7) = IDC/FLK40 (7) = blue
	IDC/FLK40 (8) = IDC/FLK40 (8) = violet
	IDC/FLK40 (9) = IDC/FLK40 (9) = gray
	IDC/FLK40 (10) = IDC/FLK40 (10) = white

Cable - FLK 40/EZ-DR/ 100/SLC - 2294623

Technical data

Color code

	IDC/FLK40 (11) = IDC/FLK40 (11) = white-black
	IDC/FLK40 (12) = IDC/FLK40 (12) = white-brown
	IDC/FLK40 (13) = IDC/FLK40 (13) = white-red
	IDC/FLK40 (14) = IDC/FLK40 (14) = white-orange
	IDC/FLK40 (15) = IDC/FLK40 (15) = white-yellow
	IDC/FLK40 (16) = IDC/FLK40 (16) = white-green
	IDC/FLK40 (17) = IDC/FLK40 (17) = white-blue
	IDC/FLK40 (18) = IDC/FLK40 (18) = white-violet
	IDC/FLK40 (19) = IDC/FLK40 (19) = white-gray
	IDC/FLK40 (20) = IDC/FLK40 (20) = brown-black
	IDC/FLK40 (21) = IDC/FLK40 (21) = brown-red
	IDC/FLK40 (22) = IDC/FLK40 (22) = brown-orange
	IDC/FLK40 (23) = IDC/FLK40 (23) = brown-yellow
	IDC/FLK40 (24) = IDC/FLK40 (24) = brown-green
	IDC/FLK40 (25) = IDC/FLK40 (25) = brown-blue
	IDC/FLK40 (26) = IDC/FLK40 (26) = brown-violet
	IDC/FLK40 (27) = IDC/FLK40 (27) = brown-gray
	IDC/FLK40 (28) = IDC/FLK40 (28) = brown-white
	IDC/FLK40 (29) = IDC/FLK40 (29) = green-black
	IDC/FLK40 (30) = IDC/FLK40 (30) = green-brown
	IDC/FLK40 (31) = IDC/FLK40 (31) = green-red
	IDC/FLK40 (32) = IDC/FLK40 (32) = green-orange
	IDC/FLK40 (33) = IDC/FLK40 (33) = green-blue
	IDC/FLK40 (34) = IDC/FLK40 (34) = green-violet
	IDC/FLK40 (35) = IDC/FLK40 (35) = green-gray
	IDC/FLK40 (36) = IDC/FLK40 (36) = green-white
	IDC/FLK40 (37) = IDC/FLK40 (37) = yellow-black
	IDC/FLK40 (38) = IDC/FLK40 (38) = yellow-brown
	IDC/FLK40 (39) = IDC/FLK40 (39) = yellow-red
	IDC/FLK40 (40) = IDC/FLK40 (40) = yellow-orange

Environmental Product Compliance

China RoHS	Environmentally Friendly Use Period = 50
	For details about hazardous substances go to tab "Downloads", Category "Manufacturer's declaration"

Approvals

Approvals

Cable - FLK 40/EZ-DR/ 100/SLC - 2294623

Approvals


Approvals


EAC / UL Listed / cUL Listed / cULus Listed

Ex Approvals

Approval details

EAC		RU C- DE.A*30.B00767
-----	---	-------------------------

UL Listed		http://database.ul.com/cgi-bin/XYV/template/LISEXT/1FRAME/index.htm	FILE E 238705
Nominal current IN		1 A	
Nominal voltage UN		125 V	

cUL Listed		http://database.ul.com/cgi-bin/XYV/template/LISEXT/1FRAME/index.htm	FILE E 238705
Nominal current IN		1 A	
Nominal voltage UN		125 V	

cULus Listed			
--------------	---	--	--

Phoenix Contact 2018 © - all rights reserved
<http://www.phoenixcontact.com>

PHOENIX CONTACT GmbH & Co. KG
Flachsmarktstr. 8
32825 Blomberg
Germany
Tel. +49 5235 300
Fax +49 5235 3 41200
<http://www.phoenixcontact.com>