MEDER electronic
Products for tomorrow...

Europe: +49 / 7731 8399 0 | Email: info@meder.com
USA: +1 / 508 295 0771 | Email: salesusa@meder.com
Asia: +852 / 2955 1682 | Email: salesasia@meder.com

Item No.:
2242711254
Item:
MK04-1A66B-2500W
MK04-1A71B-2500W

Dimensions mm[inch]
tolerances acc. to DIN ISO 2768-m
Toleranzen gem. DIN ISO 2768-m

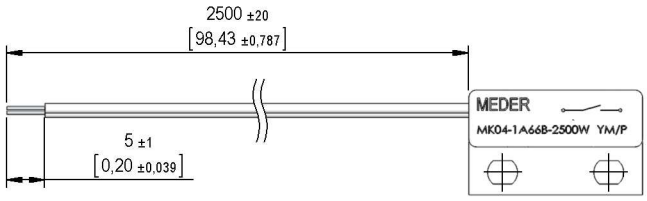

Isometric
Scale 1:2
Maßstab 1:2

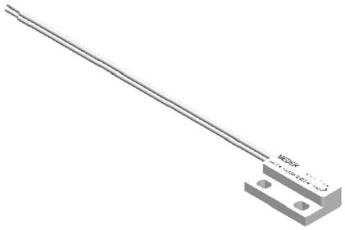

Housing

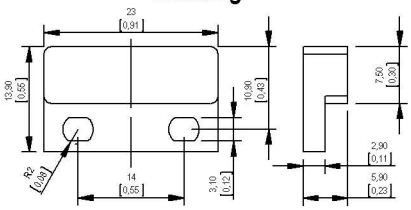

Cable
flat cable LIYZ 2x0,14qmm
Flachkabel LIYZ 2x0,14qmm

Terminals/Connector
Ends tinned
Enden verzinnt

Schematic

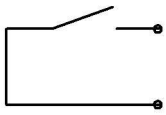

Marking
according to EN60062/factory code
gem. EN60062/Fertigungsstätte

Magnetic properties	Conditions	Min	Typ	Max	Unit
Pull in	at 20°C	23		44	AT
Test equipment		KMS-14+PK002+SA002			

Special Product Data	Conditions	Min	Typ	Max	Unit
Contact - form		A - NO			
Contact rating	Any DC combination of V & A not to exceed their individual max.'s			10	W
operating voltage	DC or Peak AC			180	V
operating ampere	DC or Peak AC			1,25	A
Switching current	DC or Peak AC			0,5	A
Sensor-resistance	measured with 40% overdrive Sensor deactivated			800	mOhm
Housing material		PBT glass fibre reinforced			
Case color		white			
Sealing compound		Polyurethan			

Environmental data	Conditions	Min	Typ	Max	Unit
Operating temperature	cable not moved	-30		70	°C
Operating temperature	cable moved	-5		70	°C
Storage temperature		-30		70	°C

Cable specification	Conditions	Min	Typ	Max	Unit
Cable typ		flat cable			
Cable material		PVC			
Cross section [mm²]		0,14			

General data	Conditions	Min	Typ	Max	Unit
Mounting advice		over 5m cable, a series resistor is recommended.			
mounting advice 1		Decreased switching distances by mounting on iron			
mounting advice 2		Magnetically conductive screws must not be used			
tightening torque	Screw M3 ISO 1207 Disk ISO 7089			0,5	Nm