

# SMT Power Inductors

Power Beads - PA2983.XXXHL Series



- Current Rating:** Over 52A<sub>pk</sub>
- Inductance Range:** 23nH to 65nH
- Height:** 4.0mm Max
- Footprint:** 4.0mm x 5.0mm Max
- Halogen Free**

## Electrical Specifications @ 25°C - Operating Temperature -40°C to +125°C

Part Number	Inductance <sup>1</sup> @ 0A <sub>DC</sub> (nH +/- 15%)	Inductance @ I <sub>rated</sub> (nH TYP)	I <sub>rated</sub> <sup>2</sup> (A <sub>DC</sub> )	DCR <sup>3</sup> (mΩ nominal)	Saturation Current <sup>4</sup> (A TYP)		Heating Current <sup>5</sup> (A TYP)
					25°C	100°C	
PA2983.230HLT	23	23	30	0.33+/- 10%	75+	52	30
PA2983.650HLT	65	60	24	0.33 +/- 10%	29.5	24	30

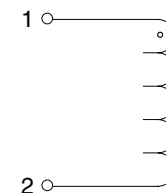
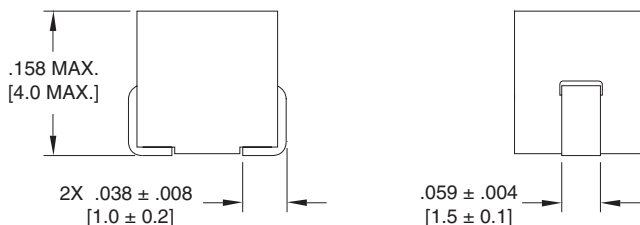
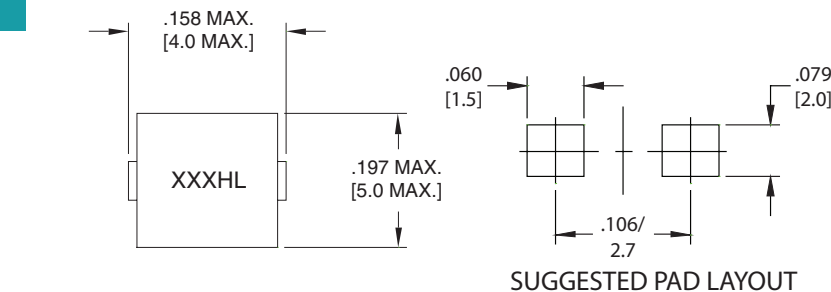
### Notes:

- Inductance is measured at 100kHz, 100mVrms.
- The rated current as listed is either the saturation current or the heating current depending on which value is lower.
- The nominal DCR is measured from point (a) to (b), as shown below on the mechanical drawing.
- The saturation current is the typical current which causes the inductance to drop by 20% at the stated ambient temperatures (25°C, 100°C). This current is determined by placing the component in the specified ambient environment and applying a short duration pulse current (to eliminate self-heating effects) to the component.
- The heating current is the DC current which causes the part temperature to increase by approximately 40°C when used in a typical application.
- In high volt\*time applications, additional heating in the component can occur due to core losses in the inductor which may necessitate derating the current in order to limit the temperature rise of the component. To determine the approximate total losses (or temperature rise) for a given application, the core loss and temperature rise curves can be used.
- The "T" suffix indicates the part is shipped in tape and reel packaging. Pulse complies to the industry standard type and reel specification EIA481. The tape and reel for this product has a width (W=12mm), pitch (Po=0.8mm) and depth (Ko=12mm).
- The temperature of the component (ambient plus temperature rise) must be within the stated operating temperature range.

## Mechanical

## Schematic

PA2983.XXXHLT



Weight .....0.8 grams

Tape & Reel .....1200/reel

Dimensions:  $\frac{\text{Inches}}{\text{mm}}$

Unless otherwise specified, all tolerances are  $\pm \frac{.010}{0.25}$

USA 858 674 8100

Germany 49 7032 7806 0

Singapore 65 6287 8998

Shanghai 86 21 62787060

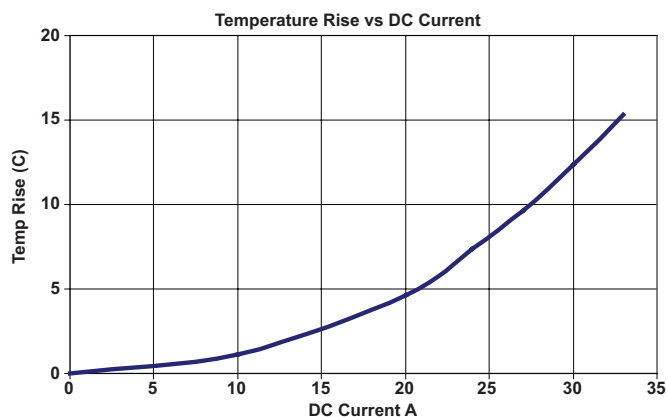
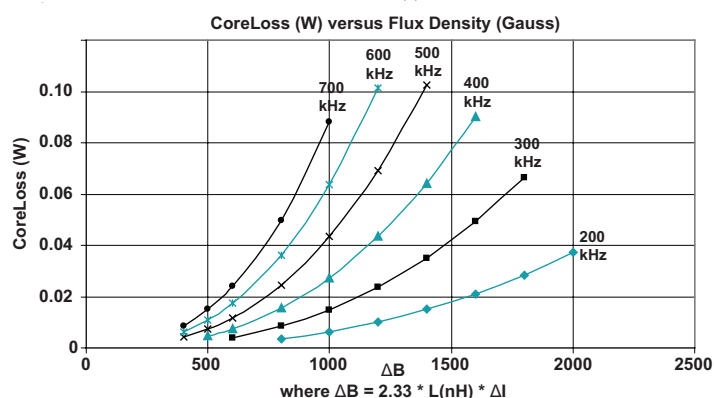
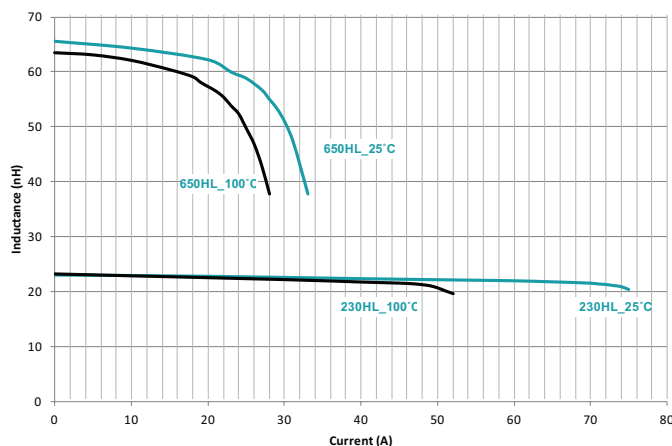
China 86 755 33966678

Taiwan 886 3 4356768

# SMT Power Inductors

Power Beads - PA2983.XXXHL Series

PA2983.XXXHL, Lvl1, 25°C and 100°C



## For More Information

**Pulse Worldwide Headquarters**  
12220 World Trade Drive  
San Diego, CA  
92128  
U.S.A.

Tel: 858 674 8100  
Fax: 858 674 8262

**Pulse Europe**  
Einsteinstrasse 1  
D-71083 Herrenberg  
Germany

Tel: 49 7032 78060  
Fax: 49 7032 7806 135

**Pulse China Headquarters**  
B402, Shenzhen Academy of  
Aerospace Technol-  
ogy Bldg.  
10th Kejinan Road  
High-Tech Zone  
Nanshan District  
Shenzhen, PR China  
518057  
Tel: 86 755 33966678  
Fax: 86 755 33966700

**Pulse North China**  
Room 2704/2705  
Super Ocean Finance  
Ctr.  
2067 Yan An Road  
West  
Shanghai 200336  
China  
Tel: 86 21 62787060  
Fax: 86 2162786973

**Pulse South Asia**  
135 Joo Seng Road  
#03-02  
PM Industrial Bldg.  
Singapore 368363  
Tel: 65 6287 8998  
Fax: 65 6287 8998

**Pulse North Asia**  
3F, No. 198  
Zhongyuan Road  
Zhongli City  
Taoyuan County 320  
Taiwan R. O. C.  
Tel: 886 3 4356768  
Fax: 886 3 4356823 (Pulse)  
Fax: 886 3 4356820 (FRE)

Performance warranty of products offered on this data sheet is limited to the parameters specified. Data is subject to change without notice. Other brand and product names mentioned herein may be trademarks or registered trademarks of their respective owners. © Copyright, 2014. Pulse Electronics, Inc. All rights reserved.