

## Contact insert - HC-HS06-I-UT-M 7-12 - 1406534

Please be informed that the data shown in this PDF Document is generated from our Online Catalog. Please find the complete data in the user's documentation. Our General Terms of Use for Downloads are valid (<http://phoenixcontact.com/download>)



HEAVYCON male insert, HS6 series, screw connection, numbering from 7-12

### Product Features

- For fast coding with plastic profile

### Key Commercial Data

Packing unit	1 pc
Weight per Piece (excluding packing)	100.0 g
Custom tariff number	85366990
Country of origin	China

### Technical data

#### General

Note	For HEAVYCON housing B16 and B32
Connection method	Screw connection
Tightening torque	1.2 Nm
Screwdriver blade	PH1
Degree of pollution	3
Overvoltage category	III
Number of positions	6+PE
Insertion/withdrawal cycles	≥ 500
Size	B16
Connection in acc. with standard	IEC / EN
Conductor cross section	0.5 mm² ... 6 mm²
Connection cross section AWG	20 ... 10
Stripping length of the individual wire	10 mm
Assembly instructions	Connectors may be operated only when there is no load/voltage.

#### Ambient conditions

# Contact insert - HC-HS06-I-UT-M 7-12 - 1406534

## Technical data

### Ambient conditions

Ambient temperature (operation)	-40 °C ... 125 °C (including heating up of contacts)
---------------------------------	--

### Material data

Flammability rating according to UL 94	V0
Contact material	Copper alloy
Contact surface material	Ag
Contact carrier material	PC
Standards/regulations	PC: Fire protection in rail vehicles - requirement sets R22, R23, and R24 acc. to DIN EN 45545-2 (Risk level HL1 - HL3)

### Electrical characteristics

Rated voltage for power contacts	400/690 V
Rated voltage (III/3)	400 V (Conductor-PE)
	690 V (Conductor-Conductor)
Rated surge voltage	6 kV
Rated current	41 A

### Standards and Regulations

Connection in acc. with standard	IEC / EN
Flammability rating according to UL 94	V0

## Classifications

### eCl@ss

eCl@ss 5.1	27143424
eCl@ss 6.0	27143424
eCl@ss 8.0	27440205
eCl@ss 9.0	27440205

### ETIM

ETIM 4.0	EC000438
ETIM 5.0	EC000438

## Approvals

### Approvals

#### Approvals

UL Recognized / EAC / CSA / GL


## Contact insert - HC-HS06-I-UT-M 7-12 - 1406534

### Approvals

Ex Approvals

Approvals submitted

### Approval details

UL Recognized 	
mm²/AWG/kcmil	10
Nominal current I <sub>N</sub>	35 A
Nominal voltage U <sub>N</sub>	600 V

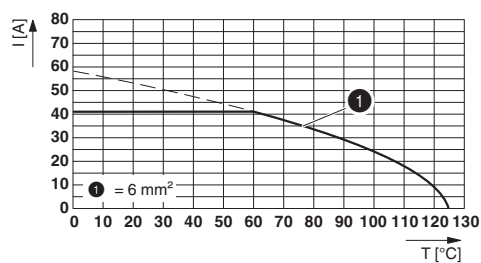
EAC

CSA 

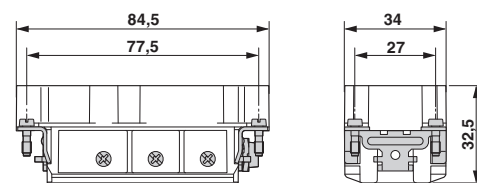
GL

### Drawings

Diagram



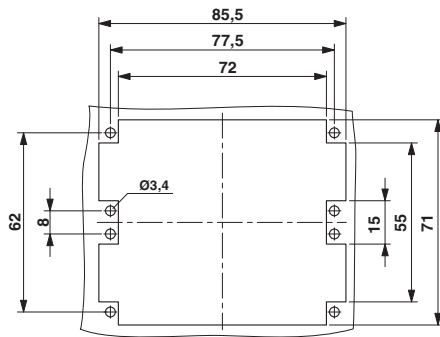
Dimensional drawing



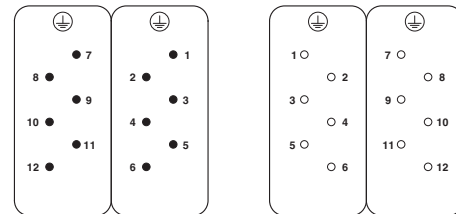
Male insert

## Contact insert - HC-HS06-I-UT-M 7-12 - 1406534

Dimensional drawing



Schematic diagram



Connector pin assignment, connection side

Panel cutout