THIS DRAWING IS UNPUBLISHED. RELEASED FOR PUBLICATION -.- .
© COPYRIGHT - BY TYCO ELECTRONICS CORPORATION. ALL RIGHTS RESERVED.

LOC	DIST
CM	0

REVISIONS

P	LTR	DESCRIPTION	DATE	DWN	APVD
	R	ECO-07-012881	21JUN07	KW	DB

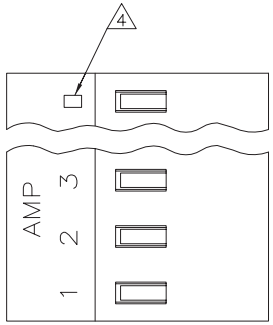

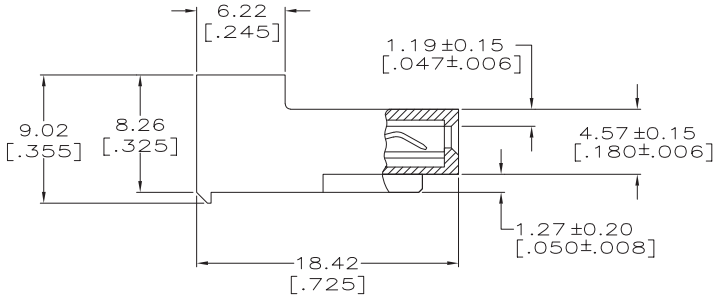

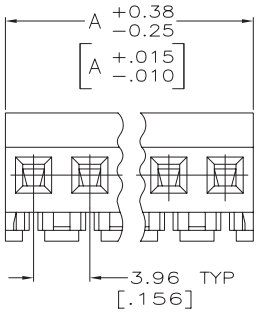

1. MATERIAL:
   CONNECTOR – NYLON UL94V-2 (RED).
   CONTACTS – 0.30[.012] THICK COPPER ALLOY.
   PLATING – 0.00038[.000015] GOLD IN CONTACT AREA.
   0.00203[.000080] MIN THICKNESS BRIGHT TIN-LEAD IN SLOT AREA FOR 641155-2 THRU 2-641155-4 OR MATTE WHISKER MITIGATED TIN IN SLOT AREA FOR 3-641155-2 THRU 5-641155-4 OVER NICKEL UNDERPLATE.

2. CONTACTS ACCEPT 22 AWG WIRE WITH 2.41[.095] MAX INSULATION DIAMETER.

3. CONTACTS MUST ACCEPT 1.14±0.03[.045±.001] SQUARE POST AND REMAIN LOCKED IN POSITION.

4. IDENTIFICATION NUMBER FOR LAST CIRCUIT MAY NOT APPEAR ON ALL ASSEMBLIES.

5. DIMENSIONS IN BRACKETS ARE IN INCHES.

6. HOUSING FEATURES ARE: CLOSED END WITHOUT LOCKING RAMP.

7. NOTE DELETED.

8. NOTE DELETED.

CONTACT FINISH	DIM A		NO. OF CIRCUITS	PART NO.
TIN	95.10	[3.744]	24	5-641155-4
	91.14	[3.588]	23	5-641155-3
	87.17	[3.432]	22	5-641155-2
	83.21	[3.276]	21	5-641155-1
	79.25	[3.120]	20	5-641155-0
	75.29	[2.964]	19	4-641155-9
	71.32	[2.808]	18	4-641155-8
	67.36	[2.652]	17	4-641155-7
	63.40	[2.496]	16	4-641155-6
	59.44	[2.340]	15	4-641155-5
	55.47	[2.184]	14	4-641155-4
	51.51	[2.028]	13	4-641155-3
	47.55	[1.872]	12	4-641155-2
	43.59	[1.716]	11	4-641155-1
	39.62	[1.560]	10	4-641155-0
	35.66	[1.404]	9	3-641155-9
	31.70	[1.248]	8	3-641155-8
	27.74	[1.092]	7	3-641155-7
	23.77	[.936]	6	3-641155-6
	19.81	[.780]	5	3-641155-5
	15.85	[.624]	4	3-641155-4
	11.89	[.468]	3	3-641155-3
	7.92	[.312]	2	3-641155-2
TIN-LEAD	95.10	[3.744]	24	2-641155-4
	91.14	[3.588]	23	2-641155-3
	87.17	[3.432]	22	2-641155-2
	83.21	[3.276]	21	2-641155-1
	79.25	[3.120]	20	2-641155-0
	75.29	[2.964]	19	1-641155-9
	71.32	[2.808]	18	1-641155-8
	67.36	[2.652]	17	1-641155-7
	63.40	[2.496]	16	1-641155-6
	59.44	[2.340]	15	1-641155-5
	55.47	[2.184]	14	1-641155-4
	51.51	[2.028]	13	1-641155-3
	47.55	[1.872]	12	1-641155-2
	43.59	[1.716]	11	1-641155-1
	39.62	[1.560]	10	1-641155-0
	35.66	[1.404]	9	641155-9
	31.70	[1.248]	8	641155-8
	27.74	[1.092]	7	641155-7
	23.77	[.936]	6	641155-6
	19.81	[.780]	5	641155-5
	15.85	[.624]	4	641155-4
	11.89	[.468]	3	641155-3
	7.92	[.312]	2	641155-2

641155

THIS DRAWING IS A CONTROLLED DOCUMENT.

DIMENSIONS: mm [INCHES]

TOLERANCES UNLESS OTHERWISE SPECIFIED:
0 PLC ± –
1 PLC ± –
2 PLC ± –
3 PLC ± 0.13 [.005]
4 PLC ± –
ANGLES ± –

MATERIAL – 1
FINISH –

METRIC

DWN B. LEWIS 2-12-91
CHK R. SWING 2-12-91
APVD –
PRODUCT SPEC 108-1051
APPLICATION SPEC 114-1020
WEIGHT –

Tyco Electronics
Tyco Electronics Corporation
Harrisburg, Pa 17105-3608

NAME MTA-156 CONNECTOR ASSEMBLY, 22 AWG, STANDARD –

SIZE	CAGE CODE	DRAWING NO	RESTRICTED TO
A2	00779	C-641155	–

CUSTOMER DRAWING | SCALE 4:1 | SHEET 1 OF 1 | REV R

AMP 1471-9 REV 31MAR2000