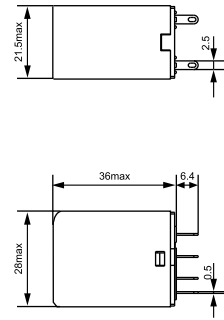


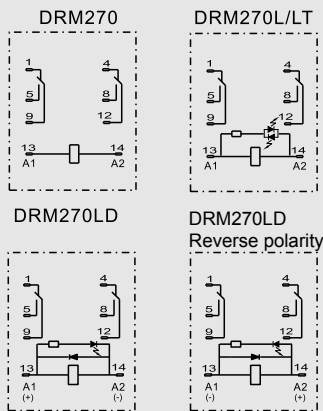
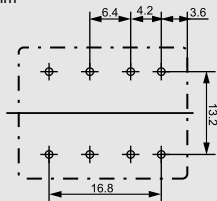
# DRM Auxiliary Relay

DRM 270 Relay  
2 change over contacts  
AC/DC coil

- Small size with high sensitivity
- Reasonable structure with wide usage
- Various types available
- Approvals with TÜV CE



**Circuit diagram**  
PIN top view  
Dimensions are in mm



### Output

Load (resistive)	10 A / 250 Vac
Switching power (resistive)	2500 VA, 300W
Contact resistance (initial)	≤ 50 mΩ
Min. load voltage / current	12 V / 10 mA or 5 V / 1 mA (gold plated contact)
Contact material	Silver alloy or silver alloy with gold plating
Electrical endurance / Mechanical endurance	> 25×10 <sup>4</sup> (1800 Ops/h) / > 2×10 <sup>7</sup> (18000 Ops/h)
Response / dropout delay at rated voltage	≤ 20 ms / ≤ 20 ms
Dielectric strength: Between Coil-contacts / open contacts / adjacent contacts	2000VAC/1min / 1000VAC/1min / 2000VAC/1min (leakage current: 1mA)

### Input

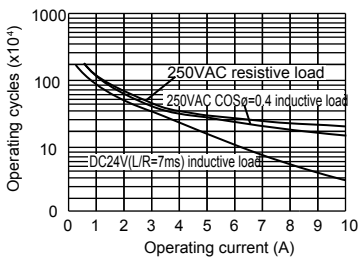
Response voltage @ 25°C	DC: ≥ 75% of raged voltage, AC: ≥ 80% of raged voltage
Dropout voltage @ 25°C	DC: ≥ 10% of raged voltage, AC: ≥ 30% of raged voltage
Max. voltage @ 25°C	110% of raged voltage
Insulation resistance	≥ 1000 MΩ
Coil power consumption	DC: ≤ 0.9 W, AC: 1.2 VA

### General

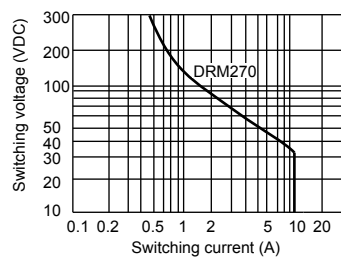
Ambient temperature	DC: -40 °C...+60°C, AC: -40 °C...+55°C
Storage temperature	-40 °C...+70°C
Humidity	35%~85% RH
Atmospheric pressure	86-106KPa
Shock resistance	10G (half wave of sine pulse: 11ms)
Vibration resistance	10~55Hz dual amplitude: 1.0mm 10~55Hz
Mounting	Push-in connection or PCB welding
Weight	35 g
Min. in package	20 pcs

## Application

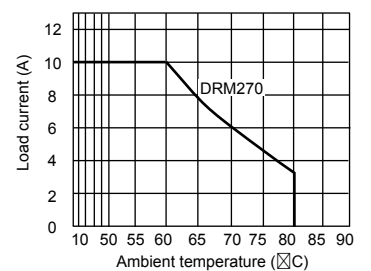
DRM270 electrical life



Max. DC load break capacity



Temperature derating curve



# DRM Auxiliary Relay

DRM 270 Relay  
2 change over contacts  
AC/DC coil

## Type code

Type DRM	DRM					
Type of construction	2 change over contact					
Coil voltage	006 6Vdc / 012 12Vdc 024 24Vdc / 048 48Vdc 110 110Vdc / 220 220Vdc 524 24Vac / 548 48Vac 615 115Vac / 730 230Vac					
LED	L (Red for AC coil; green for DC coil)					
Test lever	T (Red for AC coil; green for DC coil)					
Suppressor diode	D					

Ordering information	24 V AC 2CO	48 V AC 2CO	115 V AC 2CO	230 V AC 2CO	
<b>Input</b>					
Rated voltage	24 V AC	48 V AC	115 V AC	230 V AC	
Rated current (50Hz / 60Hz)	62.4mA/52.2mA	33.3mA/27.8mA	12.6mA/10.8mA	6.1mA/5.2mA	
Coil resistance	160Ω ±10%	600Ω ±10%	3.750Ω ±10%	16.000Ω ±10%	
Response / dropout voltage	19.2V / 7.2V	38.4V / 14.4V	92V / 34.5V	184V / 69V	
Max. voltage	26.4V	52.8V	126.5V	253V	
Power consumption	1.0~1.2VA(60Hz)	1.0~1.2VA(60Hz)	1.0~1.2VA(60Hz)	1.0~1.2VA(60Hz)	

Ordering information					
Standard	Type	DRM270524	DRM270548	DRM270615	DRM270730
	Order No.	<b>7760056055</b>	<b>7760056056</b>	<b>7760056057</b>	<b>7760056058</b>
With LED	Type	DRM270524L	DRM270548L	DRM270615L	DRM270730L
	Order No.	<b>7760056064</b>	<b>7760056065</b>	<b>7760056066</b>	<b>7760056067</b>
With LED and test lever	Type	DRM270524LT	DRM270548LT	DRM270615LT	DRM270730LT
	Order No.	<b>7760056073</b>	<b>7760056074</b>	<b>7760056075</b>	<b>7760056076</b>
With LED, gold plated contact	Type				DRM270730L Au
	Order No.				<b>7760056184</b>
With LED and test lever, gold plated contact	Type				DRM270730LT Au
	Order No.				<b>7760056186</b>
Note					

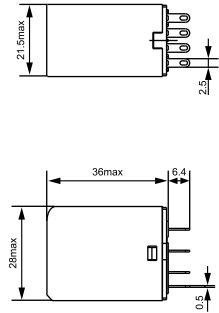
Ordering information	12 V DC 2CO	24 V DC 2CO	48 V DC 2CO	110 V DC 2CO	220 V DC 2CO
<b>Input</b>					
Rated voltage	12 V DC	24 V DC	48 V DC	110V DC	220V DC
Rated current	75mA	36.9mA	18.5mA	10mA	5.2mA
Coil resistance	160Ω ±10%	650Ω ±10%	2,600Ω ±10%	11,000Ω ±10%	44,000Ω ±10%
Response / dropout voltage	9V / 1.2V	18V / 2.4V	36V / 4.8V	82.5V / 11V	165V / 22V
Max. voltage	13.2V	26.4V	52.8V	121.0V	242V
Power consumption	0.9W	0.9W	0.9W	0.9W	0.9W

Ordering information					
Relay					
Standard	Type	DRM270012	DRM270024	DRM270048	DRM270110
	Order No.	<b>7760056050</b>	<b>7760056051</b>	<b>7760056052</b>	<b>7760056053</b>
With LED	Type	DRM270012L	DRM270024L	DRM270048L	DRM270110L
	Order No.	<b>7760056059</b>	<b>7760056060</b>	<b>7760056061</b>	<b>7760056062</b>
With LED and test lever	Type	DRM270012LT	DRM270024LT	DRM270048LT	DRM270110LT
	Order No.	<b>7760056068</b>	<b>7760056069</b>	<b>7760056070</b>	<b>7760056071</b>
With LED and suppressor diode	Type		DRM270024LD		
	Order No.		<b>7760056077</b>		
With LED, gold plated contact	Type		DRM270024L Au		
	Order No.		<b>7760056183</b>		
With LED and test lever, gold plated contact	Type		DRM270024LT Au		
	Order No.		<b>7760056185</b>		

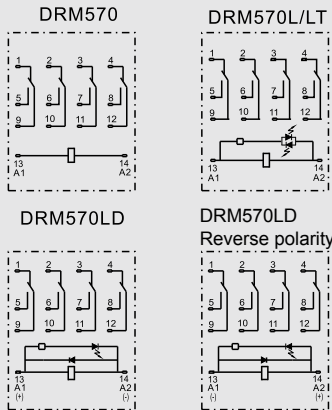
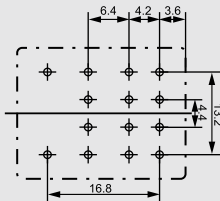
# DRM Auxiliary Relay

DRM 570 Relay  
4 change over contacts  
AC/DC coil

- Small size with high sensitivity
- Reasonable structure with wide usage
- Various types available
- Approvals with TÜV CE

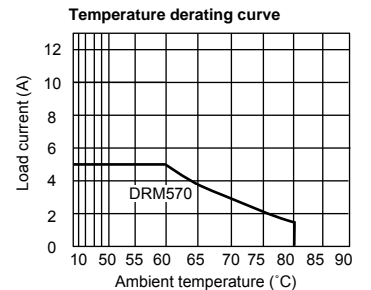
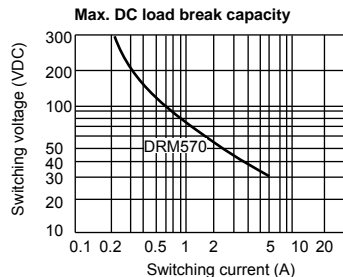
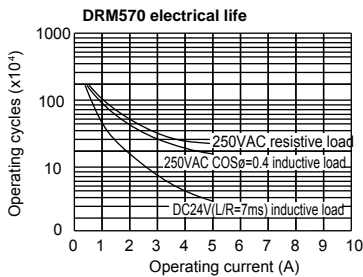


**Circuit diagram**  
PIN top view  
Dimensions are in mm



Output	
Load (resistive)	10 A / 250 Vac
Switching power (resistive)	2500 VA, 300W
Contact resistance (initial)	≤ 50 mΩ
Min. load voltage / current	12 V / 10 mA or 5 V / 1 mA (gold plated contact)
Contact material	Silver alloy or silver alloy with gold plating
Electrical endurance / Mechanical endurance	> 25×10 <sup>4</sup> (1800 Ops/h) / > 2×10 <sup>7</sup> (18000 Ops/h)
Response / dropout delay at rated voltage	≤ 20 ms / ≤ 20 ms
Dielectric strength: Between Coil-contacts / open contacts / adjacent contacts	2000VAC/1min / 1000VAC/1min / 2000VAC/1min (leakage current: 1mA)
Input	
Response voltage @ 25°C	DC: ≥ 75% of raged voltage, AC: ≥ 80% of raged voltage
Dropout voltage @ 25°C	DC: ≥ 10% of raged voltage, AC: ≥ 30% of raged voltage
Max. voltage @ 25°C	110% of raged voltage
Insulation resistance	≥ 1000 MΩ
Coil power consumption	DC: ≤ 0.9 W, AC: 1.2 VA
General	
Ambient temperature	DC: -40 °C...+60°C, AC: -40 °C...+55°C
Storage temperature	-40°C...+70°C
Humidity	35%~85% RH
Atmospheric pressure	86-106KPa
Shock resistance	10G (half wave of sine pulse: 11ms)
Vibration resistance	10~55Hz dual amplitude: 1.0mm 10~55Hz
Mounting	Push-in connection or PCB welding
Weight	35 g
Min. in package	20 pcs

## Application



# DRM Auxiliary Relay

DRM 570 Relay  
4 change over contacts  
AC/DC coil

## Type code

Type DRM

Type of construction  
4 change over contact

Coil voltage

006 6Vdc / 012 12Vdc  
024 24Vdc / 048 48Vdc  
110 110Vdc / 220 220Vdc  
524 24Vac / 548 48Vac  
615 115Vav / 730 230Vac

LED L (Red for AC coil; green for DC coil)

Test lever T (Red for AC coil; green for DC coil)

Suppressor diode D

DRM

## Ordering information

### Input

	24 V AC 4CO	48 V AC 4CO	115 V AC 4CO	230 V AC 4CO
Rated voltage	24 V AC	48 V AC	115 V AC	230 V AC
Rated current (50Hz / 60Hz)	62.4mA/52.2mA	33.3mA/27.8mA	12.6mA/10.8mA	6.1mA/5.2mA
Coil resistance	160Ω ±10%	615Ω ±10%	4,340Ω ±10%	15,000Ω ±10%
Response / dropout voltage	19.2V / 7.2V	38.4V / 14.4V	92V / 34.5V	184V / 69V
Max. voltage	26.4V	52.8V	126.5V	253V
Power consumption	1.0~1.2VA(60Hz)	1.0~1.2VA(60Hz)	1.0~1.2VA(60Hz)	1.0~1.2VA(60Hz)

## Ordering information

	24 V AC 4CO	48 V AC 4CO	115 V AC 4CO	230 V AC 4CO
Standard Type	DRM570524	DRM570548	DRM570615	DRM570730
Order No.	<b>7760056083</b>	<b>7760056084</b>	<b>7760056085</b>	<b>7760056086</b>
With LED Type	DRM570524L	DRM570548L	DRM570615L	DRM570730L
Order No.	<b>7760056092</b>	<b>7760056093</b>	<b>7760056094</b>	<b>7760056095</b>
With LED and test lever Type	DRM570524LT	DRM570548LT	DRM570615LT	DRM570730LT
Order No.	<b>7760056101</b>	<b>7760056102</b>	<b>7760056103</b>	<b>7760056104</b>
With LED, gold plated contact Type				DRM570730L Au
Order No.				<b>7760056188</b>
With LED and test lever, gold plated contact Type				DRM570730LT Au
Order No.				<b>7760056190</b>

Note

## Ordering information

### Input


	12 V DC 4CO	24 V DC 4CO	48 V DC 4CO	110 V DC 4CO	220 V DC 4CO
Rated voltage	12 V DC	24 V DC	48 V DC	110V DC	220V DC
Rated current	75mA	36.9mA	18.5mA	10mA	5.2mA
Coil resistance	160Ω ±10%	630Ω ±10%	2,600Ω ±10%	11,000Ω ±10%	42,000Ω ±10%
Response / dropout voltage	9V / 1.2V	18V / 2.4V	36V / 4.8V	82.5V / 11V	165V / 22V
Max. voltage	13.2V	26.4V	52.8V	121.0V	242V
Power consumption	0.9W	0.9W	0.9W	0.9W	0.9W

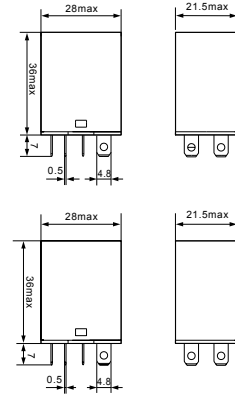
## Ordering information

	12 V DC 4CO	24 V DC 4CO	48 V DC 4CO	110 V DC 4CO	220 V DC 4CO
Standard Type	DRM570012	DRM570024	DRM570048	DRM570110	DRM570220
Order No.	<b>7760056078</b>	<b>7760056079</b>	<b>7760056080</b>	<b>7760056081</b>	<b>7760056082</b>
With LED Type	DRM570012L	DRM570024L	DRM570048L	DRM570110L	DRM570220L
Order No.	<b>7760056087</b>	<b>7760056088</b>	<b>7760056089</b>	<b>7760056090</b>	<b>7760056091</b>
With LED and test lever Type	DRM570012LT	DRM570024LT	DRM570048LT	DRM570110LT	DRM570220LT
Order No.	<b>7760056096</b>	<b>7760056097</b>	<b>7760056098</b>	<b>7760056099</b>	<b>7760056100</b>
With LED and suppressor diode Type		DRM570024LD			
Order No.		<b>7760056105</b>			
With LED, gold plated contact Type		DRM570024L Au			
Order No.		<b>7760056187</b>			
With LED and test lever, gold plated contact Type		DRM570024LT Au			
Order No.		<b>7760056189</b>			

# DRL Power Relay

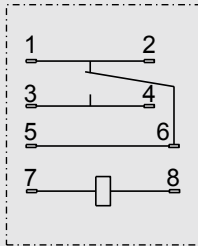
DRL Power Relay  
1 or 2 change over contacts, AC/DC coil

- Arc shield
- High dielectric strength: 2,000 V
- Approvals with 

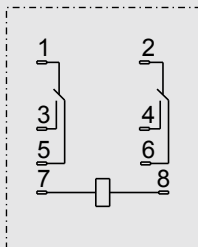


**Circuit diagram**  
PIN top view  
Dimensions are in mm

**1CO**



**2CO**



**Output**

Max. switching voltage	250 V AC
Continuous current	16 A @ 1CO / 10A @ 2CO
Contact material	AgCdO
Min. load voltage / current	12 V / 100 mA
Contact resistance (initial)	< 50 mΩ
Electrical endurance	> 10 × 10 <sup>4</sup> cycles (1,800 cycles / hour)
Response / dropout delay	< 20 ms / < 20 ms

**Input**

Response voltage @ 25° C	AC: ≤ 80% of rated voltage DC: ≤ 75% of rated voltage
Dropout voltage @ 25° C	AC: ≥ 30% of rated voltage DC: ≥ 10% of rated voltage
Max. voltage @ 25° C	110% of rated voltage
Coil power consumption	1.2 VA / 0.9 W

**General**

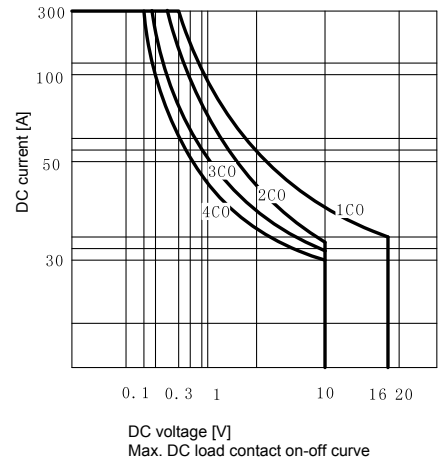
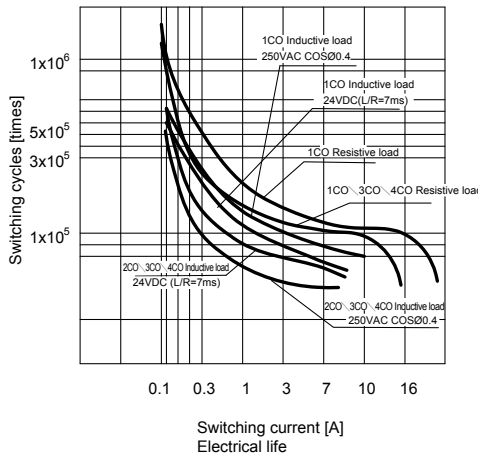
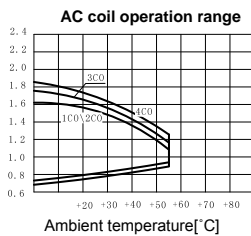
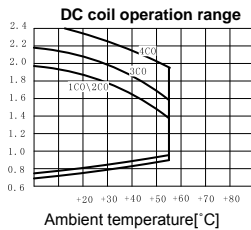
Operation temperature	- 25 ... 55° C
Storage temperature	- 25 ... 55° C
Humidity	35 ... 85 %
Dielectric strength	Coil-contact: 2000V AC / 1 min Between N.O. contacts: 1000V AC / 1 min Between adjacent contacts: 2000V AC / 1 min
Clearance / creepage distance	1.5 mm / 4 mm
Insulation IEC60664	

Rated voltage	250 V
Pollution category	3
Over voltage category	III

Vibration resistance	10~55Hz dual amplitude: 1.0mm
Shock resistance	10G (half wave of sine pulse: 11ms)
Approval	CE; TÜV; UL
Weight	35 g
Min. in package	20 pcs

**Dimension**

Length x Width x Height	28 x 21.5 x 43 mm
-------------------------	-------------------



# DRL Power Relay

DRL Power Relay  
1 or 2 change over contacts, AC/DC coil

Type code	DRL			
Type code				
Type	DRL			
Type of construction	170	1 change over contact		
	270	2 change over contacts		
Coil voltage	012	12Vdc / 024	24Vdc	
	048	48Vdc / 110	110Vdc	
	220	220Vdc / 524	24Vac	
	615	115Vac / 730	230Vac	
LED indicator				

Ordering information	12 V DC	24 V DC	48 V DC	110 V DC	220 V DC
<b>Input</b>					
Rated voltage	12 V DC	24 V DC	48 V DC	110 V DC	220 V DC
Response / dropout voltage	9 V / 1.2 V	18 V / 2.4 V	36 V / 4.8 V	82.5 V / 11 V	165 V / 22 V
Power consumption	0.9 W	0.9 W	0.9 W	0.9 W	0.9 W
Rated coil current	75 mA	36.9 mA	18.5 mA	10 mA	5.2 mA
Coil resistance	160Ω ±10%	650Ω ±10%	2,600Ω ±10%	11,000Ω ±10%	42,000Ω ±10%


Ordering information					
1 change over contact 1CO Type	DRL170012L	DRL170024L	DRL170048L	DRL170110L	DRL170220L
Order No.	<b>1133450000</b>	<b>1133460000</b>	<b>1133470000</b>	<b>1133480000</b>	<b>1133490000</b>
2 change over contact 2CO Type	DRL270012L	DRL270024L	DRL270048L	DRL270110L	DRL270220L
Order No.	<b>1133510000</b>	<b>1133520000</b>	<b>1133530000</b>	<b>1133540000</b>	<b>1133550000</b>

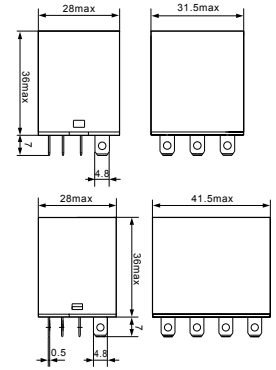
Ordering information	24 V AC	115 V AC	230 V AC		
<b>Input</b>					
Rated voltage	24 V AC	115 V AC	230 V AC		
Response / dropout voltage	19.2 V / 7.2 V	92 V / 34.5 V	184 V / 69 V		
Power consumption	1.2 VA	1.2 VA	1.2 VA		
Rated coil current (50 Hz)	54 mA	12.9 mA	6.8 mA		
Coil resistance	160Ω ±10%	3,750Ω ±10%	13,000Ω ±10%		

Ordering information					
1 change over contact 1CO Type	DRL170524L	DRL170615L	DRL170730L		
Order No.	<b>1133840000</b>	<b>1133850000</b>	<b>1133860000</b>		
2 change over contact 2CO Type	DRL270524L	DRL270615L	DRL270730L		
Order No.	<b>1133870000</b>	<b>1133880000</b>	<b>1133890000</b>		

# DRL Power Relay

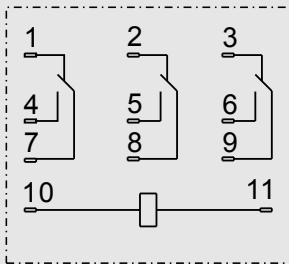
DRL Power Relay  
3 or 4 change over contacts, AC/DC coil

- Arc shield
- High dielectric strength: 2,000 V
- Approvals with 

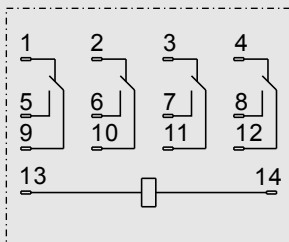


**Circuit diagram**  
PIN top view  
Dimensions are in mm

### 3CO



### 4CO



### Output

Max. switching voltage	250 V AC
Continuous current	10A
Contact material	AgCdO
Min. load voltage / current	12 V / 100 mA
Contact resistance (initial)	< 50 mΩ
Electrical endurance	> 10 × 10 <sup>4</sup> cycles (1,800 cycles / hour)
Response / dropout delay	< 20 ms / < 20 ms

### Input

Response voltage @ 25° C	AC: ≤ 80% of rated voltage DC: ≤ 75% of rated voltage
Dropout voltage @ 25° C	AC: ≥ 30% of rated voltage DC: ≥ 10% of rated voltage
Max. voltage @ 25° C	110% of rated voltage
Coil power consumption	3CO: 2 VA / 1.4 W; 4CO: 2.5 VA / 1.5 W

### General

Operation temperature	- 25 ... 55° C
Storage temperature	- 25 ... 55° C
Humidity	35 ... 85 %
Electrical strength	Coil-contact: 2000V AC / 1 min Between N.O. contacts: 1000V AC / 1 min Between adjacent contacts: 2000V AC / 1 min
Clearance / creepage distance	1.5 mm / 4 mm

### Insulation IEC60664

Rated voltage	250 V
Pollution category	3
Over voltage category	III

Vibration resistance	10~55Hz dual amplitude: 1.0mm
Shock resistance	10G (half wave of sine pulse: 11ms)

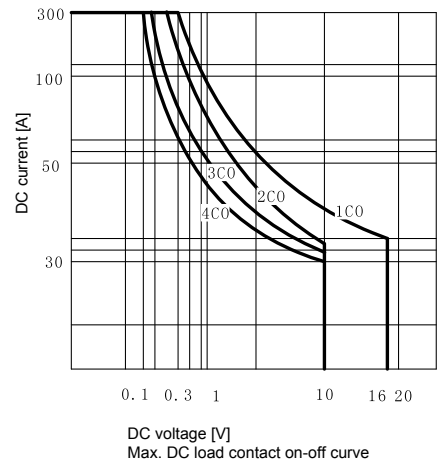
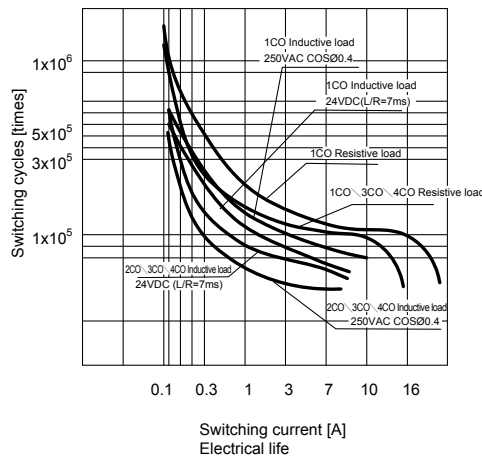
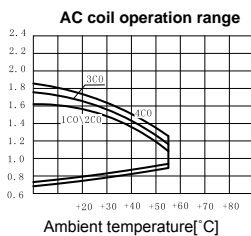
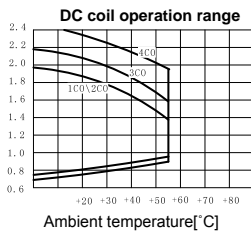
Approval: CE; TÜV; UL

Weight: 3CO: 50g; 4CO: 65g

Min. in package: 10

### Dimension

Length x Width x Height: 28 x 21.5 x 43 mm



# DRL Power Relay

DRL Power Relay  
3 or 4 change over contacts, AC/DC coil

<b>Type code</b>	DRL			
Type code				
Type	DRL			
Type of construction	370 3 change over contact			
	570 4 change over contacts			
<b>Coil voltage</b>				
	012 12Vdc / 024 24Vdc			
	048 48Vdc / 110 110Vdc			
	220 220Vdc / 524 24Vac			
	615 115Vac / 730 230Vac			
<b>LED indicator</b>				

Ordering information	12 V DC	24 V DC	48 V DC	110 V DC	220 V DC
<b>Input</b>					
Rated voltage	12 V DC	24 V DC	48 V DC	110 V DC	220 V DC
Response / dropout voltage	9 V / 1.2 V	18 V / 2.4 V	36 V / 4.8 V	82.5 V / 11 V	165 V / 22 V
	3CO 4CO	3CO 4CO	3CO 4CO	3CO 4CO	3CO 4CO
Power consumption	1.4 W 1.5 W	1.4 W 1.5 W	1.4 W 1.5 W	1.4 W 1.5 W	1.4 W 1.5 W
Rated coil current	120 mA 125 mA	60 mA 66.7 mA	30 mA 31.2 mA	13.1 mA 16.2 mA	6.7 mA 7.6 mA
Coil resistance	100Ω ±10% 96Ω ±10%	400Ω ±10% 360Ω ±10%	1,600Ω ±10% 1,540Ω ±10%	8,400Ω ±10% 6,800Ω ±10%	33,000Ω ±10% 29,000Ω ±10%

Ordering information					
3 change over contact 3CO Type	DRL370012L	DRL370024L	DRL370048L	DRL370110L	DRL370220L
Order No.	<b>1133570000</b>	<b>1133580000</b>	<b>1133590000</b>	<b>1133600000</b>	<b>1133610000</b>
4 change over contact 4CO Type	DRL570012L	DRL570024L	DRL570048L	DRL570110L	DRL570220L
Order No.	<b>1133620000</b>	<b>1133630000</b>	<b>1133640000</b>	<b>1133650000</b>	<b>1133660000</b>

Ordering information	24 V AC	115 V AC	230 V AC		
<b>Input</b>					
Rated voltage	24 V AC	115 V AC	230 V AC		
Response / dropout voltage	19.2 V / 7.2 V	92 V / 34.5 V	184 V / 69 V		
	3CO 4CO	3CO 4CO	3CO 4CO		
Power consumption	2 VA 2.5 VA	2 VA 2.5 VA	2 VA 2.5 VA		
Rated coil current (50 Hz)	80 mA 93.5 mA	16 mA 25.5 mA	10 mA 13.1 mA		
Coil resistance	102Ω ±10% 80Ω ±10%	2,300Ω ±10% 1,680Ω ±10%	8,600Ω ±10% 6,700Ω ±10%		

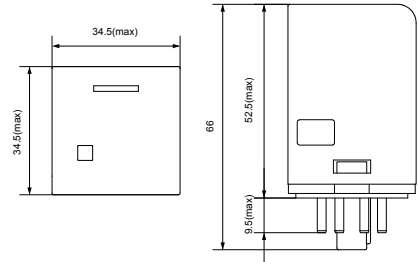
Ordering information					
3 change over contact 3CO Type	DRL370524L	DRL370615L	DRL370730L		
Order No.	<b>1133910000</b>	<b>1133920000</b>	<b>1133930000</b>		
4 change over contact 4CO Type	DRL570524L	DRL570615L	DRL570730L		
Order No.	<b>1133940000</b>	<b>1133950000</b>	<b>1133960000</b>		



# DRR Power Relay

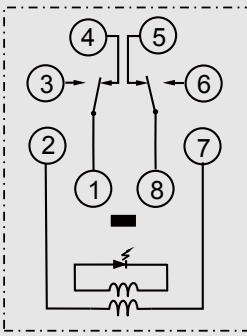
DRR Power Relay  
2 change over contacts, AC/DC coil

- 2500 VA switchover capacity
- 8-pin plug in DIN rail installation
- Approvals with TÜV CE

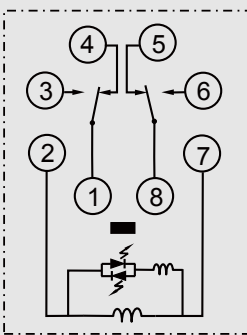


**Circuit diagram**  
PIN top view  
Dimensions are in mm

### AC



### DC



### Output

Max. switching voltage	250 V AC
Continuous current	10A
Contact material	AgCdO
Min. load voltage / current	12 V / 100 mA
Contact resistance (initial)	< 50 mΩ
Electrical endurance	> 10 × 10 <sup>4</sup> cycles (1,800 cycles / hour)
Response / dropout delay	< 30 ms / < 20 ms

### Input

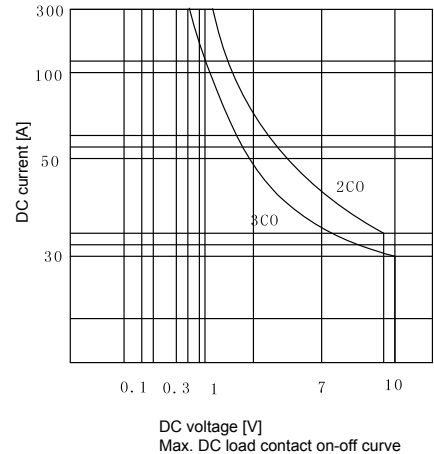
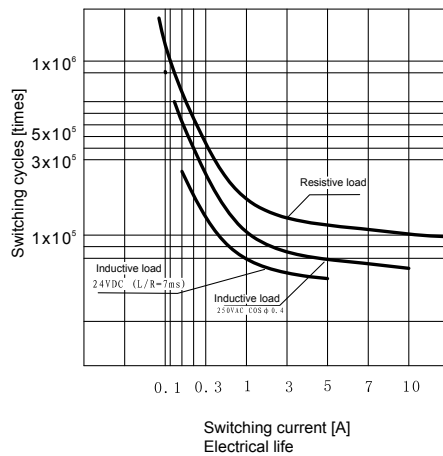
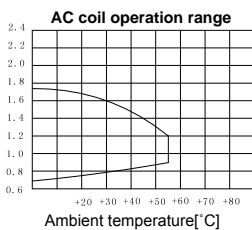
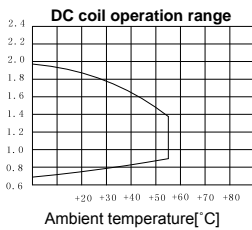
Response voltage @ 25°C	AC: ≤ 80% of rated voltage DC: ≤ 75% of rated voltage
Dropout voltage @ 25°C	AC: ≥ 30% of rated voltage DC: ≥ 15% of rated voltage
Max. voltage @ 25°C	110% of rated voltage
Coil power consumption	2.7 VA / 1.5 W

### General

Operation temperature	- 25 ... 55°C
Storage temperature	- 25 ... 55°C
Humidity	5 ... 85 %
Electrical strength	Coil-contact: 2500V AC / 1 min Between N.O. contacts: 1000V AC / 1 min Between adjacent contacts: 2500V AC / 1 min
Clearance / creepage distance	1.5 mm / 4 mm
Insulation IEC60664	

Rated voltage	250 V
Pollution category	3
Over voltage category	III
Vibration resistance	10~55Hz dual amplitude: 1.0mm
Shock resistance	10G (half wave of sine pulse: 11ms)
Approval	CE; TÜV; UL
Weight	75g
Min. in package	10

<b>Dimension</b>	
Length x Width x Height	34.5 x 34.5 x 66 mm



# DRR Power Relay

DRL Power Relay  
2 change over contacts, AC/DC coil

Type code	DRR			
Type code				
Type DRR				
Type of construction	270	2 change over contacts		
Coil voltage	012	12Vdc / 024	24Vdc	
	048	48Vdc / 110	110Vdc	
	220	220Vdc / 524	24Vac	
	615	115Vac / 730	230Vac	
LED indicator				

Ordering information	12 V DC 2CO	24 V DC 2CO	48 V DC 2CO	110 V DC 2CO	220 V DC 2CO
<b>Input</b>					
Rated voltage	12 V DC	24 V DC	48 V DC	110 V DC	220 V DC
Response / dropout voltage	9 V / 1.8 V	18 V / 3.6 V	36 V / 7.2 V	82.5 V / 16.5 V	165 V / 33 V
Power consumption	1.5 W	1.5 W	1.5 W	1.5 W	1.5 W
Rated coil current	125 mA	55.8 mA	29.3 mA	14.9 mA	7.5 mA
Coil resistance	96Ω ±10%	430Ω ±10%	1640Ω ±10%	7360Ω ±10%	29500Ω ±10%

Ordering information					
Type	DRR270012L	DRR270024L	DRR270048L	DRR270110L	DRR270220L
Order No.	1133360000	1133370000	1133380000	1133390000	1133400000

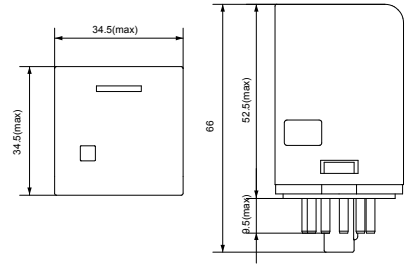
Ordering information	24 V AC 2CO	115 V AC 2CO	230 V AC 2CO		
<b>Input</b>					
Rated voltage	24 V AC	115 V AC	230 V AC		
Response / dropout voltage	19.2 V / 7.2 V	92 V / 34.5 V	184 V / 69 V		
Power consumption	2.7 VA	2.7 VA	2.7 VA		
Rated coil current (50 Hz/60Hz)	130 mA/116 mA	29.8 mA/25.4 mA	14.9 mA/12.7 mA		
Coil resistance	62.5Ω ±10%	1250Ω ±10%	6500Ω ±10%		

Ordering information					
Type	DRR270524L	DRR270615L	DRR270730L		
Order No.	1133760000	1133780000	1133800000		

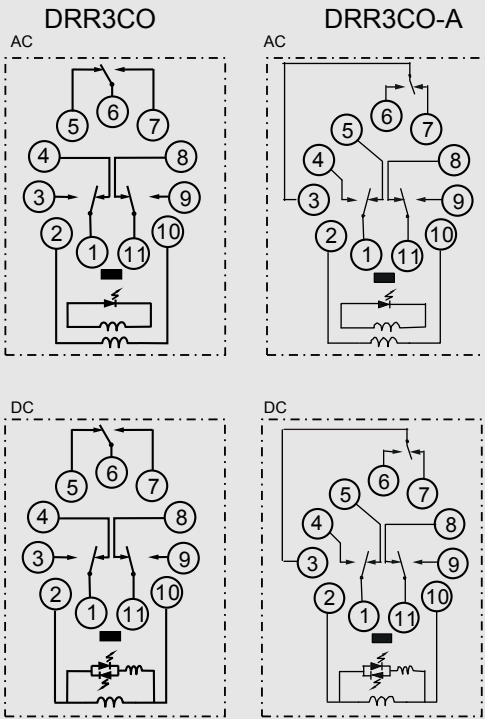
# DRR Power Relay

DRR Power Relay  
3 change over contacts, AC/DC coil

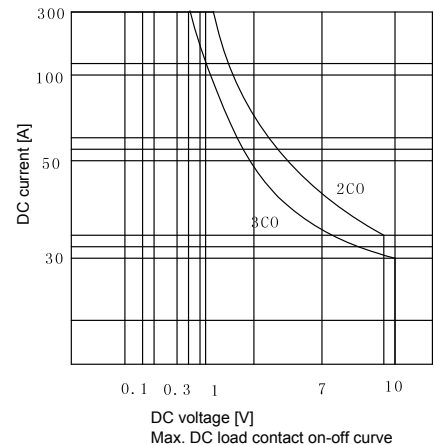
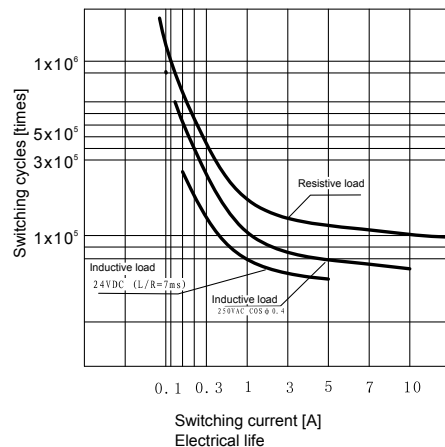
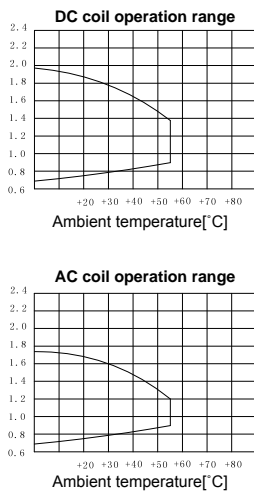
- 2500 VA switchover capacity
- 11-pin plug in DIN rail installation
- Approvals with TÜV CE



**Circuit diagram**  
PIN top view  
Dimensions are in mm



<b>Output</b>	
Max. switching voltage	250 V AC
Continuous current	10A
Contact material	AgNi 90/10
Min. load voltage / current	12 V / 100 mA
Contact resistance (initial)	< 50 mΩ
Electrical endurance	> 10 × 10 <sup>4</sup> cycles (1,800 cycles / hour)
Response / dropout delay	< 30 ms / < 20 ms
<b>Input</b>	
Response voltage @ 25°C	AC: ≤ 80% of rated voltage DC: ≤ 80% of rated voltage
Dropout voltage @ 25°C	AC: ≥ 30% of rated voltage DC: ≥ 15% of rated voltage
Max. voltage @ 25°C	110% of rated voltage
Coil power consumption	2.7 VA / 1.5 W
<b>General</b>	
Operation temperature	- 25 ... 55°C
Storage temperature	- 25 ... 55°C
Humidity	5 ... 85 %
Electrical strength	Coil-contact Between N.O. contacts Between adjacent contacts
	2500V AC / 1 min 1000V AC / 1 min 2500V AC / 1 min
Clearance / creepage distance	1.5 mm / 4 mm
Insulation IEC60664	
	Rated voltage Pollution category Over voltage category
	250 V 3 III
Vibration resistance	10~55Hz dual amplitude: 1.0mm
Shock resistance	10G (half wave of sine pulse: 11ms)
Approval	CE; TÜV; UL
Weight	75g
Min. in package	10
<b>Dimension</b>	
Length x Width x Height	34.5 x 34.5 x 66 mm



# DRR Power Relay

DRL Power Relay  
3 change over contacts, AC/DC coil

Type code	DRR			
Type DRR				
Type of construction	370 3 change over contacts			
Coil voltage	012 12Vdc / 024 24Vdc 048 48Vdc / 110 110Vdc 220 220Vdc / 524 24Vac 615 115Vac / 730 230Vac			
LED indicator				

Relay

Ordering information	12 V DC 3CO	24 V DC 3CO	48 V DC 3CO	110 V DC 3CO	220 V DC 3CO
<b>Input</b>					
Rated voltage	12 V DC	24 V DC	48 V DC	110 V DC	220 V DC
Response / dropout voltage	9 V / 1.8 V	18 V / 3.6 V	36 V / 7.2 V	82.5 V / 16.5 V	165 V / 33 V
Power consumption	1.5 W	1.5 W	1.5 W	1.5 W	1.5 W
Rated coil current	125 mA	55.8 mA	29.3 mA	14.9 mA	7.5 mA
Coil resistance	96Ω ±10%	430Ω ±10%	1640Ω ±10%	7360Ω ±10%	29500Ω ±10%

Ordering information					
Type	DRR370012L	DRR370024L	DRR370048L	DRR370110L	DRR370220L
Order No.	1133410000	1133420000	1133430000	1133440000	1133560000
Type	DRR370012L-A	DRR370024L-A	DRR370048L-A	DRR370110L-A	DRR370220L-A
Order No.	7760056250	7760056251	7760056252	7760056253	7760056254

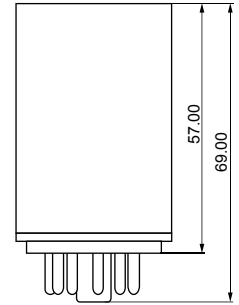
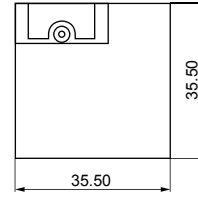
Ordering information	24 V AC 3CO	115 V AC 3CO	230 V AC 3CO		
<b>Input</b>					
Rated voltage	24 V AC	115 V AC	230 V AC		
Response / dropout voltage	19.2 V / 7.2 V	92 V / 34.5 V	184 V / 69 V		
Power consumption	2.7 VA	2.7 VA	2.7 VA		
Rated coil current (50 Hz/60Hz)	130 mA/116 mA	29.8 mA/25.4 mA	14.9 mA/12.7 mA		
Coil resistance	62.5Ω ±10%	1250Ω ±10%	6500Ω ±10%		

Ordering information					
Type	DRR370524L	DRR370615L	DRR370730L		
Order No.	1133810000	1133820000	1133830000		
Type	DRR370524L-A	DRR370615L-A	DRR370730L-A		
Order No.	7760056255	7760056256	7760056257		

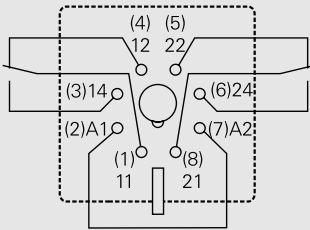
# RRD Power Relay

RRD Relay  
2 change over contacts  
AC/DC coil

- 2500 VA switchover capacity
- With test lever
- Approvals with VDE



**Circuit diagram**  
PIN top view  
Dimensions are in mm



### Output

Max. switching voltage	250 V AC
Continuous current	10A
Contact material	AgNi 90/10
Mechanical endurance	20x10 <sup>6</sup> switching cycles
Response / dropout delay at rated voltage	12 ms / 5 ms

### General

Operation temperature	- 45°C ... 55°C
UL 94 fire retardant class	V-0
Approval	cURus; CE; VDE

### Insulation coordination

Electrical strength	
Coil-contact	2,500V AC / 1 min
Between N.O. contacts	1,500V AC / 1 min
Between adjacent contacts	2,500V AC / 1 min
Clearance / creepage distance	2.8 mm / 4 mm
Insulation IEC60664	

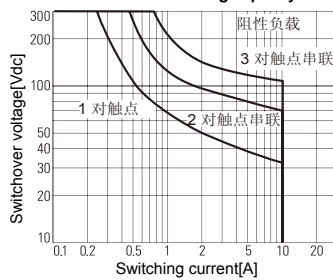
Rated voltage	250 V
Pollution category	3
Over voltage category	III
Insulation VDE 0110b (2/79)	C / 250
Dielectric index of relay socket	CTI 175

### Dimension

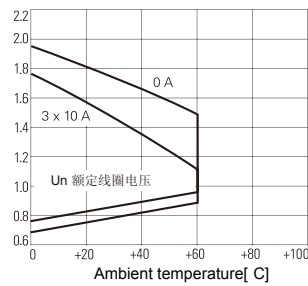
Length x Width x Height 35.5 x 35.5 x 57 mm

## Application

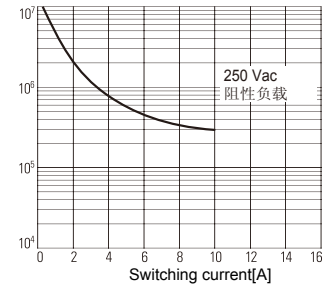
**DC load breaking capacity**



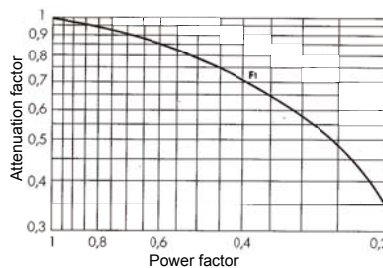
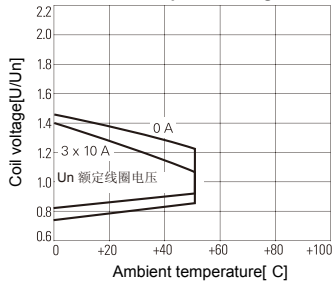
**DC coil operation range**



**Electrical life**



**AC coil operation range**



Derating curve at  $\text{COS}\psi < 1$  ( inductive load)  
Actual action times = action times in resistive load x factor in the table

# RRD Power Relay

RRD Relay  
2 change over contacts  
AC/DC coil

## Type code

Type RIDER Round

Contacts

- 2 2 change over contact, 8-pin
- 3 3 change over contacts, 11-pin

Contact material

2 AgNi 90/10

Type of construction

- 1 DC with test lever
- 3 DC with test lever and bipolar LED
- 6 AC with test lever
- 8 AC with test lever and bipolar LED

RRD

DC Coil

- |     |          |     |
|-----|----------|-----|
| 006 | 6 V DC   |     |
| 012 | 12 V DC  |     |
| 024 | 24 V DC  | 0C4 |
| 048 | 48 V DC  | 0E8 |
| 060 | 60 V DC  | 0G0 |
| 110 | 110 V DC | 1B0 |
| 220 | 220 V DC | 2C0 |

AC Coil

- |     |          |
|-----|----------|
| 506 | 6 V AC   |
| 512 | 12 V AC  |
| 524 | 24 V AC  |
| 548 | 48 V AC  |
| 615 | 115 V AC |
| 730 | 230 V AC |

Free wheel diode

## Ordering information

### Input

	24 V DC 2CO	48 V DC 2CO	110 V DC 2CO	220 V DC 2CO
Rated voltage	24 V DC	48 V DC	110 V DC	220 V DC
Response / dropout voltage	18.0 V / 2.4 V	36.0 V / 4.8 V	82.5 V / 11.5 V	165 V / 22 V
Power consumption	1,2 W	1,2 W	1,2 W	1,2 W
Rated coil current	50.5 mA	24.0 mA	11.0 mA	5,5 mA
Coil resistance	475 Ω ± 10%	2000 Ω ± 10%	10000 Ω ± 12%	40000 Ω ± 15%

## Ordering information

	24 V DC 2CO	48 V DC 2CO	110 V DC 2CO	220 V DC 2CO
With test lever	RRD221024	RRD221048	RRD221110	
AgNi 90/10	<b>8690370000</b>	<b>8690390000</b>	<b>8690410000</b>	
With test lever and LED	RRD223024	RRD223048	RRD223110	RRD223220
AgNi 90/10	<b>8690380000</b>	<b>8690400000</b>	<b>8690420000</b>	<b>8798600000</b>
Type				
Order No.				

## Ordering information

### Input

	24 V AC 2CO	48 V AC 2CO	115 V AC 2CO	230 V AC 2CO
Rated voltage	24 V AC	48 V AC	115 V AC	230 V AC
Response / dropout voltage	19.2 V / 9.6 V	38.4 V / 19.2 V	92.0 V / 46.0 V	184.0 V / 92.0 V
Power consumption	2,3 VA	2,3 VA	2,3 VA	2,3 VA
Rated coil current	94.2 mA	47.5 mA	20.6 mA	10.1 mA
Coil resistance	86 Ω ± 10%	345 Ω ± 10%	2000 Ω ± 10%	8300 Ω ± 12%

## Ordering information Relay

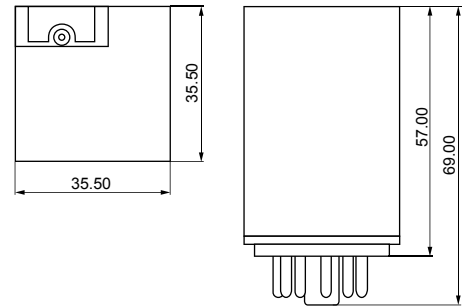
	24 V AC 2CO	48 V AC 2CO	115 V AC 2CO	230 V AC 2CO
With test lever	RRD226024	RRD226048	RRD226115	RRD226230
AgNi 90/10	<b>8690270000</b>	<b>8690290000</b>	<b>8690310000</b>	<b>8690330000</b>
With test lever and LED	RRD228024	RRD228048	RRD228115	RRD228230
AgNi 90/10	<b>8690280000</b>	<b>8690300000</b>	<b>8690320000</b>	<b>8690340000</b>
Type				
Order No.				

## Note

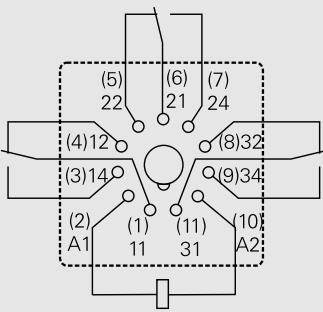
# RRD Power Relay

RRD Relay  
3 change over contacts  
AC/DC coil

- 2500 VA switchover capacity
- With test lever
- Approvals with  $\text{CE}$  VDE  $\text{RU}_{\text{US}}$



**Circuit diagram**  
PIN top view  
Dimensions are in mm



**Output**

Max. switching voltage	250 V AC
Continuous current	10A
Contact material	AgNi 90/10
Mechanical endurance	20x10 <sup>6</sup> switching cycles
Response / dropout delay at rated voltage	12 ms / 5 ms

**General**

Operation temperature	AC Coil- 45°C ... 50°C/DC Coil- 45°C ... 60°C
UL 94 fire retardant class	V-0
Approval	cURus; CE; VDE

**Insulation coordination**

Electrical strength	Coil-contact	2,500V AC / 1 min
	Between N.O. contacts	1,500V AC / 1 min
	Between adjacent contacts	2,500V AC / 1 min
Clearance / creepage distance	2.8 mm / 4 mm	
Insulation IEC60664	Rated voltage	250 V
	Pollution category	3
	Over voltage category	III
Insulation VDE 0110b (2/79)	C / 250	
Dielectric index of relay socket	CTI 175	

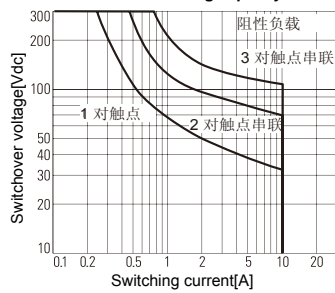
**Dimension**

Length x Width x Height	35.5 x 35.5 x 57 mm
-------------------------	---------------------

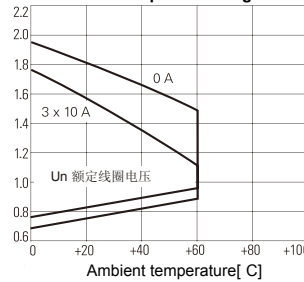
**Note**

## Application

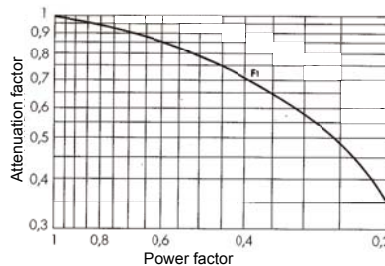
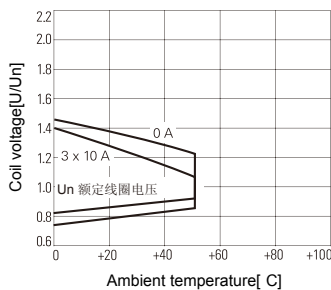
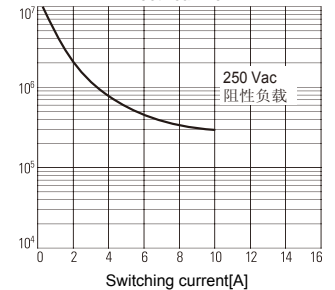
**DC load breaking capacity**



**DC coil operation range**



**Electrical life**



Derating curve at  $\text{COS}\phi < 1$  ( inductive load)  
Actual action times = action times in resistive load x factor in the table

# RRD Power Relay

RRD Relay  
3 change over contacts  
AC/DC coil

## Type code

Type RIDER Round

Contacts

- 2 2 change over contact, 8-pin
- 3 3 change over contacts, 11-pin

Contact material

2 AgNi 90/10

Type of construction

- 1 DC with test lever
- 3 DC with test lever and bipolar LED
- 6 AC with test lever
- 8 AC with test lever and bipolar LED

RRD				
-----	--	--	--	--

DC Coil		Free wheel diode
006	6 V DC	
012	12 V DC	
024	24 V DC	0C4
048	48 V DC	0E8
060	60 V DC	0G0
110	110 V DC	1B0
220	220 V DC	2C0
AC Coil		
506	6 V AC	
512	12 V AC	
524	24 V AC	
548	48 V AC	
615	115 V AC	
730	230 V AC	

## Ordering information

	12 V DC 3CO	24 V DC 3CO	110 V DC 3CO	220 V DC 3CO
<b>Input</b>				
Rated voltage	12 V DC	24 V DC	110 V DC	220 V DC
Response / dropout voltage	9 V / 1.2 V	18 V / 2.4 V	82.5 V / 11.5 V	165 V / 22 V
Power consumption	1.2 W	1.2 W	1.2 W	1.2 W
Rated coil current	109.1 mA	50.5 mA	11 mA	5.5 mA
Coil resistance	110 Ω ± 10%	475 Ω ± 10%	10000 Ω ± 12%	40000 Ω ± 15%

## Ordering information

With test lever Type	RRD321012	RRD321024	RRD32 1110	RRD321220
AgNi 90/10 Order No.	<b>8799030000</b>	<b>8690610000</b>	<b>8690650000</b>	<b>7940007742</b>
With test lever and LED Type		RRD323024	RRD3231 10	RRD323220
AgNi 90/10 Order No.		<b>8690620000</b>	<b>8690660000</b>	<b>8798610000</b>
With test lever and suppressing diode Type		RRD3210C4	RRD3211B0	RRD3212C0
AgNi 90/10 Order No.		<b>8797650000</b>	<b>8797640000</b>	<b>8797610000</b>
With LED, test lever and suppressing diode Type		RRD3230C4		RRD3232C0
AgNi 90/10 Order No.		<b>7940007732</b>		<b>8829400000</b>

## Note

## Ordering information

	24 V AC 3CO	48 V AC 3CO	115 V AC 3CO	230 V AC 3CO
<b>Input</b>				
Rated voltage	24 V AC	48 V AC	115 V AC	230 V AC
Response / dropout voltage	19.2 V / 9.6 V	38.4 V / 19.2 V	92 V / 46 V	184 V / 92 V
Power consumption	2.3 VA	2.3 VA	2.3 VA	2.3 VA
Rated coil current	94.2 mA	47.5 mA	20.6 mA	10.1 mA
Coil resistance	86 Ω ± 10%		2000 Ω ± 10%	8300 Ω ± 12%

## Ordering information



With test lever Type	RRD326024	RRD326048	RRD3261 15	RRD326230
AgNi 90/10 Order No.	<b>8690450000</b>	<b>8690470000</b>	<b>8690550000</b>	<b>8690570000</b>
With test lever and LED Type	RRD328024	RRD328048	RRD3281 15	RRD328230
AgNi 90/10 Order No.	<b>8690460000</b>	<b>8690480000</b>	<b>8690560000</b>	<b>8690580000</b>
Type Order No.				

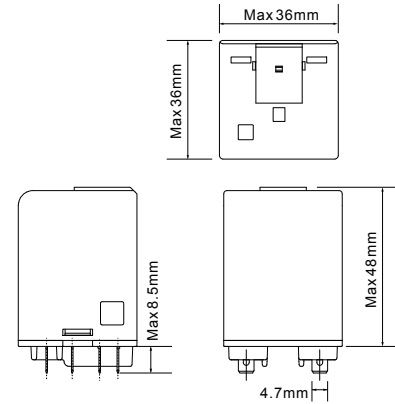
## Note



# DRH DC Relay

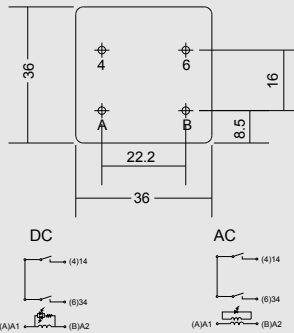
DRH DC Relay  
 1 N.O. contact and 1 N.C. contact  
 AC / DC coil

- Suitable to switch heavy DC load
- Arc shield
- With LED and test lever
- Approval with CE   TÜV

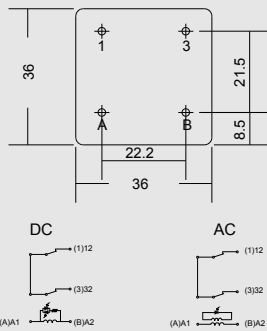


**Circuit diagram**  
 PIN top view  
 Dimensions are in mm

### 1NO



### 1NC



### Output

Max. switching voltage	AC: 500 V; DC: 220 V
Continuous current	16 A@ 500 VAC; 10 A@ 220 VDC
Contact material	AgSnO2
Min. load voltage / current	12 VDC / 100 mA
Contact resistance (initial)	< 50 mΩ
Electrical endurance	> 10 × 10 <sup>4</sup> cycles
Response / dropout delay	< 20 ms / < 20 ms
Max. switching frequency at rated load	1 Hz

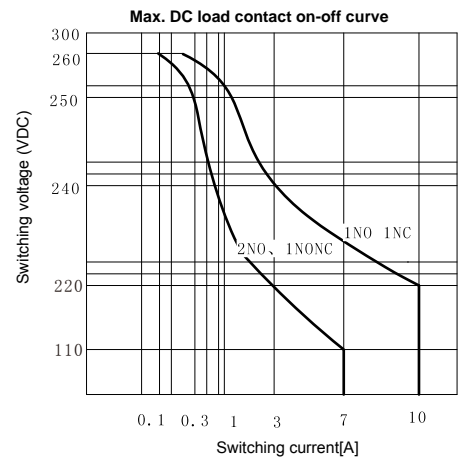
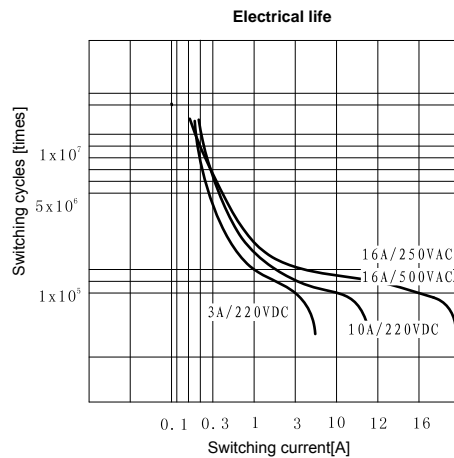
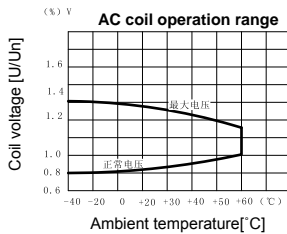
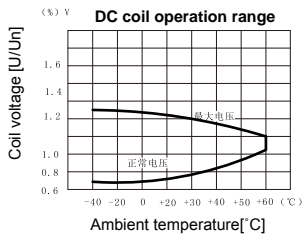
### Input

Response voltage @ 25°C	AC: ≤ 80% of rated voltage DC: ≤ 75% of rated voltage
Dropout voltage @ 25°C	AC: ≥ 30% of rated voltage DC: ≥ 10% of rated voltage
Max. voltage @ 25°C	110% of raged voltage
Coil power consumption	2.5 VA / 1.5 W

### General

Operation temperature	- 40°C ... 60°C
Storage temperature	- 40°C ... 60°C
Humidity	35 ... 85 %
Electrical strength	Coil-contact: 4,000V AC / 1 min Between N.O. contacts: 2,500V AC / 1 min Between adjacent contacts: 4,000V AC / 1 min
Clearance / creepage distance	1.5 mm / 4 mm
Insulation IEC60664	Rated voltage: 400 V Pollution category: 3 Over voltage category: III

Vibration resistance	10-55Hz dual amplitude: 1.0mm
Shock resistance	10G (half wave of sine pulse: 11ms)
Approval	CE; TÜV; UL
Weight	48 g
<b>Dimension</b>	
Length x Width x Height	36 x 36 x 48 mm



# DRH DC Relay

DRH DC Relay  
1 N.O. contact and 1 N.C. contact  
AC / DC coil

Type code	DRH			
Type DRH				
Type of construction	173 1NO			
	174 1NC			
Coil voltage	012 12Vdc / 024 24Vdc			
	048 48Vdc / 110 110Vdc			
	220 220Vdc / 524 24Vac			
	548 48Vac / 615 115Vac			
	730 230Vac			
With LED or test lever	LT			

Ordering information	12 V DC	24 V DC	48 V DC	110 V DC	220 V DC
<b>Input</b>					
Rated voltage	12 V DC	24 V DC	48 V DC	110 V DC	220 V DC
DC response / dropout voltage	9 V / 1.2 V	18 V / 2.4 V	36 V / 4.8 V	82.5 V / 11 V	165 V / 22 V
Power consumption	1.5 W	1.5 W	1.5 W	1.5 W	1.5 W
DC rated current	120 mA	60 mA	30 mA	13.03 mA	6.7 mA
Coil resistance	100Ω ±10%	400Ω ±10%	1,600Ω ±10%	8,400Ω ±10%	33,000Ω ±10%


Ordering information						
1 N.O. contact	Type	DRH173012LT	DRH173024LT	DRH173048LT	DRH173110LT	DRH173220LT
	Order No.	1219840000	1219850000	1219860000	1219870000	1219880000
1 N.C. contact	Type	DRH174012LT	DRH174024LT	DRH174048LT	DRH174110LT	DRH174220LT
	Order No.	1219940000	1219950000	1219960000	1219970000	1219980000
With test lever locking clip	Type	Test lever block for DRH/DRW	Test lever block for DRH/DRW	Test lever block for DRH/DRW	Test lever block for DRH/DRW	Test lever block for DRH/DRW
	Order No.	7760056249	7760056249	7760056249	7760056249	7760056249

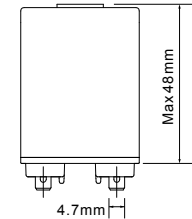
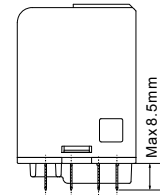
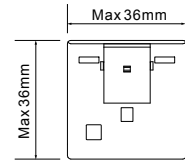
Ordering information	24 V AC	48 V AC	115 V AC	230 V AC	
<b>Input</b>					
Rated voltage	24 V AC	48 V AC	115 V AC	230 V AC	
AC response / dropout voltage	19.2V / 7.2 V	38.4 V / 14.4 V	92 V / 34.5 V	184 V / 69 V	
Power consumption	2.5 VA	2.5 VA	2.5 VA	2.5 VA	
AC rated current	101.7 mA	51.04 mA	21.2 mA	10.61 mA	
Coil resistance	100Ω ±10%	350Ω ±10%	2,200Ω ±10%	8,000Ω ±10%	

Ordering information						
1 N.O. contact	Type	DRH173524LT	DRH173548LT	DRH173615LT	DRH173730LT	
	Order No.	1219890000	1219910000	1219920000	1219930000	
1 N.C. contact	Type	DRH174012LT	DRH174024LT	DRH174048LT	DRH174110LT	
	Order No.	1219990000	1220010000	1220020000	1220030000	
With test lever locking clip	Type	Test lever block for DRH/DRW	Test lever block for DRH/DRW	Test lever block for DRH/DRW	Test lever block for DRH/DRW	
	Order No.	7760056249	7760056249	7760056249	7760056249	

# DRH DC Relay

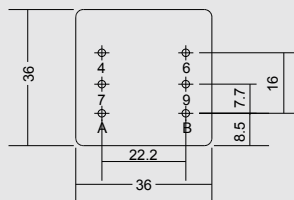
DRH DC Relay  
 2 N.O. contact and 1 N.O./1 N.C. contact  
 AC / DC coil

- Suitable to switch heavy DC load
- Arc shield
- With LED and test lever
- Approval with CE  TÜV

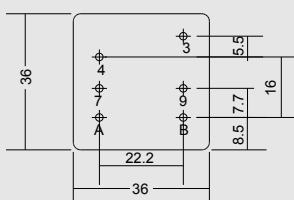


**Circuit diagram**  
 PIN top view  
 Dimensions are in mm

## 2NO



## 1NO/1NC



### Output

Max. switching voltage	AC: 250 V; DC: 220 V
Continuous current	2NO 16 A @ 250 VAC; 3 A @ 220 VDC; 7A @ 110VDC
	1NO/1NC 16 A @ 250 VAC; 3 A @ 220 VDC; 7A @ 110VDC
Contact material	AgSnO <sub>2</sub>
Min. load voltage / current	12 VDC / 100 mA
Contact resistance (initial)	< 50 mΩ
Electrical endurance	> 10 × 10 <sup>4</sup> cycles
Response / dropout delay	< 20 ms / < 20 ms
Max. switching frequency at rated load	1 Hz

### Input

Response voltage @ 25°C	AC: ≤ 80% of rated voltage
	DC: ≤ 75% of rated voltage
Dropout voltage @ 25°C	AC: ≥ 30% of rated voltage
	DC: ≥ 10% of rated voltage
Max. voltage @ 25°C	110% of rated voltage
Coil power consumption	2.5 VA / 1.5 W

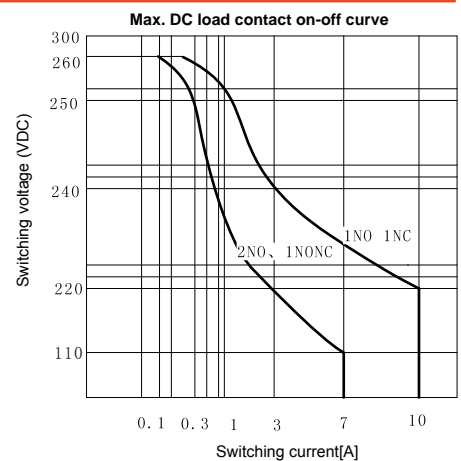
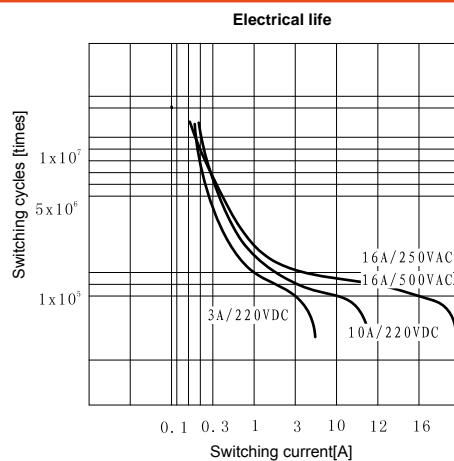
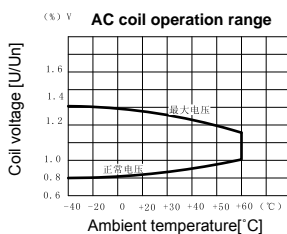
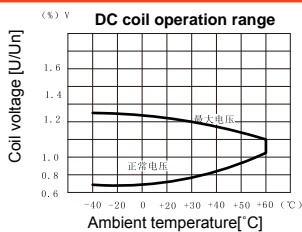
### General

Operation temperature	- 40 ... 60°C
Storage temperature	- 40 ... 60°C
Humidity	35 ... 85 %
Electrical strength	Coil-contact 4,000V AC / 1 min
	Between N.O. contacts 2,500V AC / 1 min
	Between adjacent contacts 4,000V AC / 1 min
Clearance / creepage distance	1.5 mm / 4 mm
Insulation IEC60664	
	Rated voltage 400 V
	Pollution category 3
	Over voltage category III

Vibration resistance	10~55Hz dual amplitude: 1.0mm
Shock resistance	10G (half wave of sine pulse: 11ms)
Approval	CE; TÜV; UL
Weight	48 g

### Dimension

Length x Width x Height	36 x 36 x 48 mm
-------------------------	-----------------



# DRH DC Relay

DRH DC Relay  
2 N.O. contact and 1 N.C. contact  
AC / DC coil

Type code	DRH			
Type DRH				
Type of construction	275 1NO/1NC			
	276 2NO			
Coil voltage	012 12Vdc / 024 24Vdc			
	048 48Vdc / 110 110Vdc			
	220 220Vdc / 524 24Vac			
	548 48Vac / 615 115Vac			
	730 230Vac			
With LED or test lever	LT			

Ordering information	12 V DC	24 V DC	48 V DC	110 V DC	220 V DC
<b>Input</b>					
Rated voltage	12 V DC	24 V DC	48 V DC	110 V DC	220 V DC
DC response / dropout voltage	9 V / 1.2 V	18 V / 2.4 V	36 V / 4.8 V	82.5 V / 11 V	165 V / 22 V
Power consumption	1.5 W	1.5 W	1.5 W	1.5 W	1.5 W
DC rated current	120 mA	60 mA	30 mA	13.03 mA	6.7 mA
Coil resistance	100Ω ±10%	400Ω ±10%	1,600Ω ±10%	8,400Ω ±10%	33,000Ω ±10%


Ordering information						
1 N.O. contact/ 1 N.C. contact	Type	DRH275012LT	DRH275024LT	DRH275048LT	DRH275110LT	DRH275220LT
	Order No.	1220040000	1220050000	1220060000	1220070000	1220080000
2 N.O. contact	Type	DRH276012LT	DRH276024LT	DRH276048LT	DRH276110LT	DRH276220LT
	Order No.	1220140000	1220150000	1220170000	1220180000	1220190000
With test lever locking clip	Type	Test lever block for DRH/DRW	Test lever block for DRH/DRW	Test lever block for DRH/DRW	Test lever block for DRH/DRW	Test lever block for DRH/DRW
	Order No.	7760056249	7760056249	7760056249	7760056249	7760056249

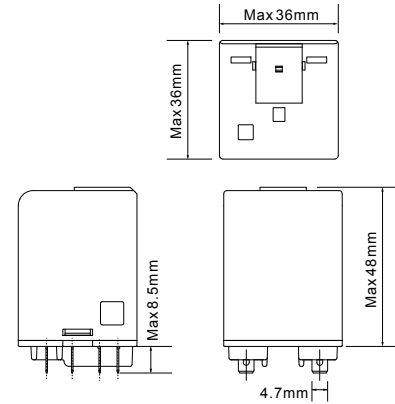
Ordering information	24 V AC	48 V AC	115 V AC	230 V AC	
<b>Input</b>					
Rated voltage	24 V AC	48 V AC	115 V AC	230 V AC	
DC response / dropout voltage	19.2V / 7.2 V	38.4 V / 14.4 V	92 V / 34.5 V	184 V / 69 V	
Power consumption	2.5 VA	2.5 VA	2.5 VA	2.5 VA	
DC rated current	101.7 mA	51.04 mA	21.2 mA	10.61 mA	
Coil resistance	100Ω ±10%	350Ω ±10%	2,200Ω ±10%	8,000Ω ±10%	

Ordering information						
1 N.O. contact/ 1 N.C. contact	Type	DRH275524LT	DRH275548LT	DRH275615LT	DRH275730LT	
	Order No.	1220090000	1220110000	1220120000	1220130000	
2 N.O. contact	Type	DRH276524LT	DRH276548LT	DRH276615LT	DRH276730LT	
	Order No.	1220200000	1220210000	1220220000	1220230000	
With test lever locking clip	Type	Test lever block for DRH/DRW	Test lever block for DRH/DRW	Test lever block for DRH/DRW	Test lever block for DRH/DRW	
	Order No.	7760056249	7760056249	7760056249	7760056249	

# DRW Power Relay


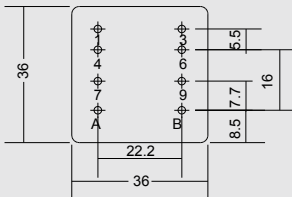
DRW power relay  
2CO / 3CO contacts  
AC / DC coil

- Suitable to switch high voltage load
- With LED and test lever
- Approval with CE  TÜV

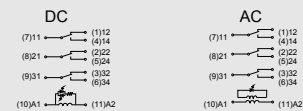
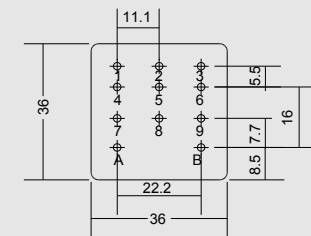


**Circuit diagram**  
PIN top view  
Dimensions are in mm

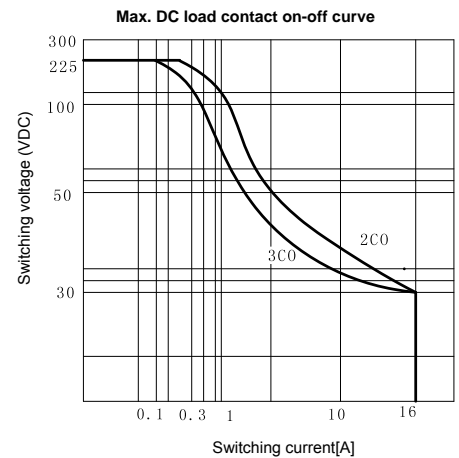
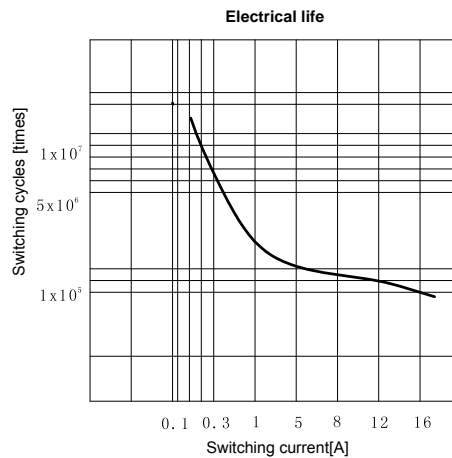
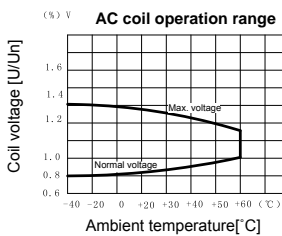
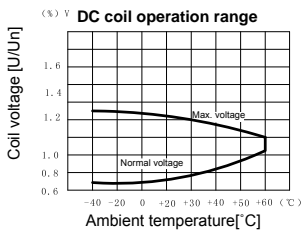
### 2CO



### 3CO



Output	
Max. switching voltage	400 V AC
Continuous current	16 A@ 400 VAC; 16 A@ 30 VDC
Contact material	AgCdO
Min. load voltage / current	12 VDC / 100 mA
Contact resistance (initial)	< 50 mΩ
Electrical endurance	> 10 × 10 <sup>4</sup> cycles
Response / dropout delay	< 20 ms / < 10 ms
Max. switching frequency at rated load	1 Hz
Input	
Response voltage @ 25 °C	AC: ≤ 80% of rated voltage DC: ≤ 75% of rated voltage
Dropout voltage @ 25 °C	AC: ≥ 30% of rated voltage DC: ≥ 10% of rated voltage
Max. voltage @ 25 °C	110% of rated voltage
Coil power consumption	2.5 VA / 1.5 W
General	
Operation temperature	2CO: - 40 ... 60°C; 3CO: - 40 ... 50 °C;
Storage temperature	- 40 ... 60°C
Humidity	35 ... 85 %
Electrical strength	Coil-contact: 4,000V AC / 1 min Between N.O. contacts: 2,500V AC / 1 min Between adjacent contacts: 4,000V AC / 1 min
Clearance / creepage distance	3.5 mm / 6 mm
Insulation IEC60664	Rated voltage: 400 V Pollution category: 3 Over voltage category: III
Vibration resistance	10-55Hz dual amplitude: 1.0mm
Shock resistance	10G (half wave of sine pulse: 11ms)
Approval	CE; TÜV; UL
Weight	51 g
Dimension	
Length x Width x Height	36 x 36 x 48 mm



# DRW Power Relay

DRW power relay  
2CO / 3CO contacts  
AC / DC coil

Type code **DRW**

Type DRW  
Type of construction  
270 2CO  
174 1NC

Coil voltage

012 12Vdc / 024 24Vdc  
048 48Vdc / 110 110Vdc  
220 220Vdc / 524 24Vac  
548 48Vac / 615 115Vac  
730 230Vac / 900 400Vac

With LED or test lever  
LT

Ordering information	12 V DC	24 V DC	48 V DC	110 V DC	220 V DC
<b>Input</b>					
Rated voltage	12 V DC	24 V DC	48 V DC	110 V DC	220 V DC
DC response / dropout voltage	9 V / 1.2 V	8 V / 2.4 V	36 V / 4.8 V	82.5 V / 11 V	115 V / 22 V
Power consumption	1.5 W	1.5 W	1.5 W	1.5 W	1.5 W
DC rated current	120 mA	60 mA	30 mA	13.03 mA	6.7 mA
Coil resistance	100Ω ±10%	400Ω ±10%	1,600Ω ±10%	8,400Ω ±10%	33,000Ω ±10%

Ordering information						
2CO contact	Type	DRW270012LT	DRW270024LT	DRW270048LT	DRW270110LT	DRW270220LT
	Order No.	<b>1219730000</b>	<b>1219740000</b>	<b>1219750000</b>	<b>1219760000</b>	<b>1219770000</b>
3CO contact	Type	DRW370012LT	DRW370024LT	DRW370048LT	DRW370110LT	DRW370220LT
	Order No.	<b>1219780000</b>	<b>1219790000</b>	<b>1219810000</b>	<b>1219820000</b>	<b>1219830000</b>
With test lever locking clip	Type	Test lever block for DRH/DRW	Test lever block for DRH/DRW	Test lever block for DRH/DRW	Test lever block for DRH/DRW	Test lever block for DRH/DRW
	Order No.	<b>7760056249</b>	<b>7760056249</b>	<b>7760056249</b>	<b>7760056249</b>	<b>7760056249</b>

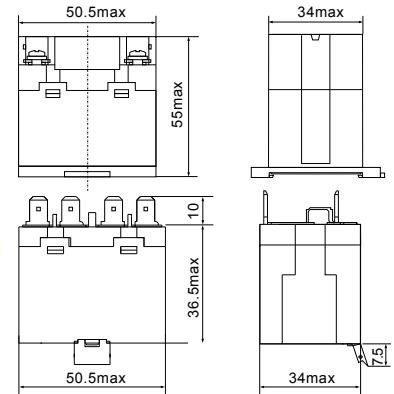
Ordering information	24V AC	48V AC	115V AC	230V AC	400V AC
<b>Input</b>					
Rated voltage	24 V AC	48 V AC	115 V AC	230 V AC	400 V AC
AC response / dropout voltage	19.2V / 7.2 V	38.4 V / 14.4 V	92 V / 34.5 V	184 V / 69 V	320 V / 120 V
Power consumption	2.5 VA	2.5 VA	2.5 VA	2.5 VA	2.5 VA
AC rated current	101.7 mA	51.04 mA	21.2 mA	10.61 mA	6.1 mA
Coil resistance	100Ω ±10%	350Ω ±10%	2,200Ω ±10%	8,000Ω ±10%	30,000Ω ±10%

Ordering information						
2CO contact	Type	DRW270524LT	DRW270548LT	DRW270615LT	DRW2701730LT	DRW270900LT
	Order No.	<b>1219350000</b>	<b>1219360000</b>	<b>1219370000</b>	<b>1219380000</b>	<b>1219390000</b>
3CO contact	Type	DRW370524LT	DRW370548LT	DRW370615LT	DRW370730LT	DRW370900LT
	Order No.	<b>1219410000</b>	<b>1219420000</b>	<b>1219430000</b>	<b>1219440000</b>	<b>1219450000</b>
With test lever locking clip	Type	Test lever block for DRH/DRW	Test lever block for DRH/DRW	Test lever block for DRH/DRW	Test lever block for DRH/DRW	Test lever block for DRH/DRW
	Order No.	<b>7760056249</b>	<b>7760056249</b>	<b>7760056249</b>	<b>7760056249</b>	<b>7760056249</b>

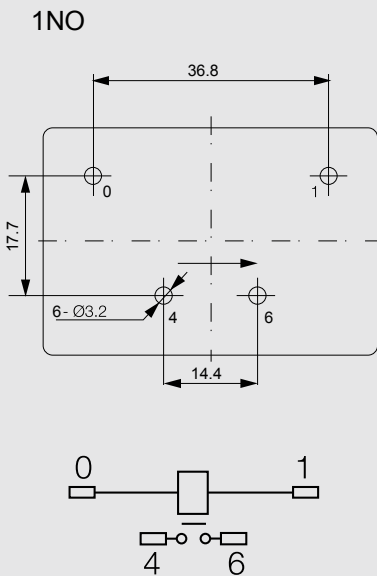
# PWR High Power Relay

PWR high power relay  
 1 N.O. contact  
 AC / DC coil

- Max. load current: 30 A
- Various mounting methods available
- Approval with CE TÜV



**Circuit diagram**  
 PIN top view  
 Dimensions are in mm



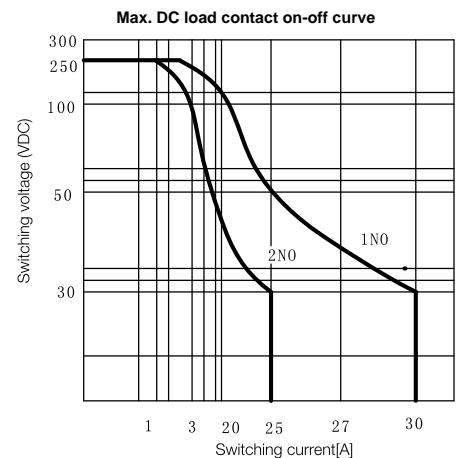
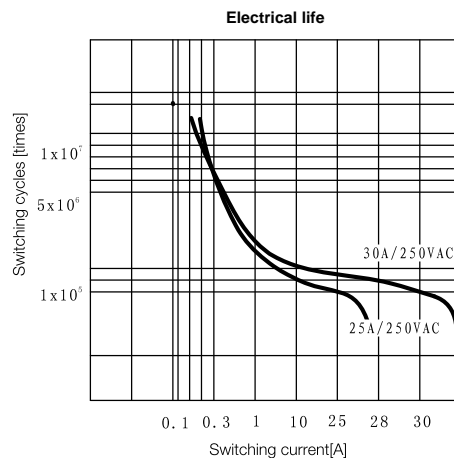
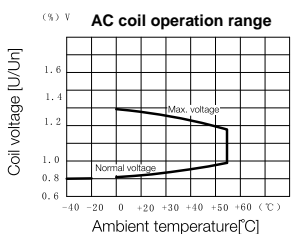
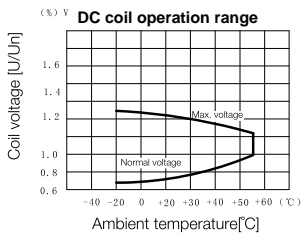
Output	
Max. switching voltage	277 V AC
Continuous current	30 A
Contact material	Ag alloy
Min. load voltage / current	12 VDC / 100 mA
Contact resistance (initial)	< 50 mΩ
Electrical endurance	> 10 × 10 <sup>4</sup> cycles
Response / dropout delay	< 20 ms / < 10 ms

Input	
Response voltage @ 25°C	AC: ≤ 75% of rated voltage DC: ≤ 75% of rated voltage
Dropout voltage @ 25°C	AC: ≥ 15% of rated voltage DC: ≥ 15% of rated voltage
Max. voltage @ 25°C	110% of rated voltage
Coil power consumption	2.5 VA / 1.9 W

General	
Operation temperature	- 25 ... 55°C
Storage temperature	- 25 ... 55°C
Humidity	35 ... 85 %
Electrical strength	Coil-contact: 2,000V AC / 1 min Between N.O. contacts: 2,000V AC / 1 min Between adjacent contacts: 4,000V AC / 1 min
Clearance / creepage distance	3.5 mm / 6 mm
Insulation IEC60664	Rated voltage: 250 V Pollution category: 3 Over voltage category: III

Vibration resistance	10-55Hz dual amplitude: 1.0mm
Shock resistance	10G (half wave of sine pulse: 11ms)
Approval	CE; TÜV
Weight	Push-in connection/PCB welding: 90g; DIN-rail mounting: 120g

Dimension	
Length x Width x Height	34 x 50.5 x 36.5 mm



# PWR High Power Relay

PWR high power relay  
1 N.O. contact  
AC / DC coil

Type code	PWR			
Type PWR	Type of construction and mounting			
	153 1N.O. contact, push-in connection			
	173 1N.O. contact, DIN-rail mounting			
Coil voltage	006 6Vdc / 012 12Vdc			
	024 24Vdc / 048 48Vdc			
	110 110Vdc / 220 220Vdc			
	524 24Vac / 548 48Vac			
	615 115Vac / 730 230Vac			
	880 380Vac			
L	with LED			
T	with test lever			
P	PCB welding			

Ordering information	6 V DC 1NO	12 V DC 1NO	24 V DC 1NO	48 V DC 1NO	110 V DC 1NO	220 V DC 1NO
<b>Input</b>						
Rated voltage	6 V DC	12 V DC	24 V DC	48 V DC	110 V DC	220 V DC
DC response / dropout voltage	4.5 V / 0.9 V	9 V / 1.8 V	18 V / 3.6 V	36 V / 7.2 V	82.5 V / 16.5 V	165 V / 33 V
Power consumption	1.9 W	1.9 W	1.9 W	1.9 W	1.9 W	1.9 W
DC rated current	317 mA	160 mA	79.2 mA	39.3 mA	17.3 mA	8.6 mA
Coil resistance	18.9Ω ±10%	75Ω ±10%	303Ω ±10%	1,220Ω ±10%	6,360Ω ±10%	25,474Ω ±10%

Ordering information							
plug-in , need socket	Type Order No.	PWR153006LT 1219590000	PWR153012LT 1219610000	PWR153024LT 1219620000	PWR153048LT 1219630000	PWR153110LT 1219640000	PWR153220LT 1219650000
Din rail installation,no need socket	Type Order No.	PWR173006L 1219460000	PWR173012L 1219470000	PWR173024L 1219480000	PWR173048L 1219490000	PWR173110L 1219510000	PWR173220L 1219520000
PCB soldering	Type Order No.	PWR153006P 1233010000	PWR153012P 1233020000	PWR153024P 1233030000	PWR153048P 1233040000	PWR153110P 1233050000	PWR153220P 1233060000

Ordering information	24 V AC 1NO	48 V AC 1NO	115 V AC 1NO	230 V AC 1NO	380 V AC 1NO	
<b>Input</b>						
Rated voltage	24 V AC	48 V AC	115 V AC	230 V AC	115 V AC	
AC response / dropout voltage	18V / 3.6 V	36 V / 7.2 V	86.3 V / 17.3 V	172.5 V / 34.5 V	285 V / 57 V	
Power consumption	2.5 VA	2.5 VA	2.5 VA	2.5 VA	2.5 VA	
AC rated current	87.3 mA	43.6 mA	22.1 mA	11.0 mA	6.1 mA	
Coil resistance	275Ω ±10%	1,100Ω ±10%	5,200Ω ±10%	21,000Ω ±10%	62,650Ω ±10%	

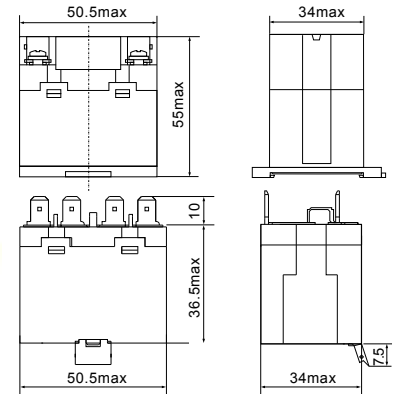
Ordering information							
Din-rail mounting without socket	Type Order No.	PWR153524LT 1219230000	PWR153548LT 1219240000	PWR153615LT 1219250000	PWR153730LT 1219260000	PWR153880LT 1219270000	
Push-in connection with socket	Type Order No.	PWR173524L 1219090000	PWR173548L 1219120000	PWR173615L 1219130000	PWR173730L 1219140000	PWR173880L 1219150000	
PCB welding	Type Order No.	PWR153524P 1232860000	PWR153548P 1232870000	PWR153615P 1232880000	PWR153730P 1232890000	PWR153880P 1232900000	



# PWR High Power Relay

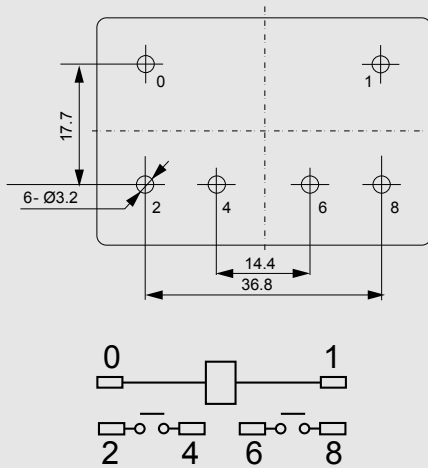
PWR high power relay  
 2 N.O. contact  
 AC / DC coil

- Max. load current: 25 A
- Various mounting methods available
- Approval with CE TÜV

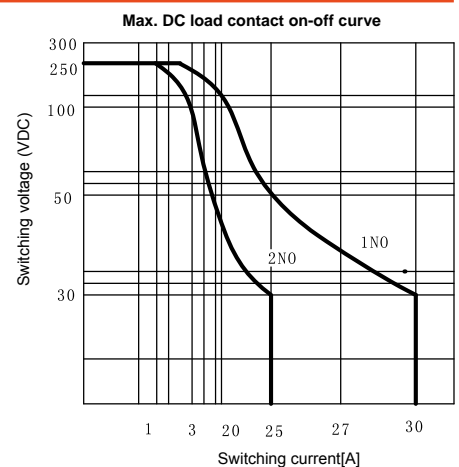
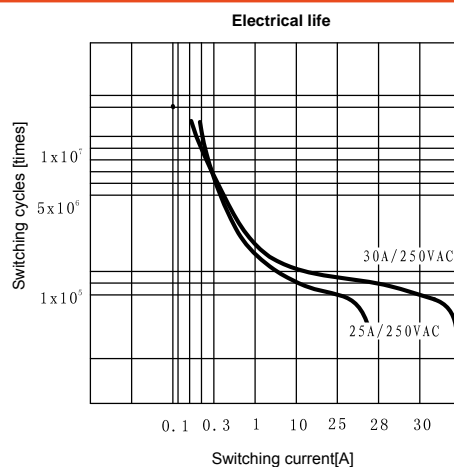
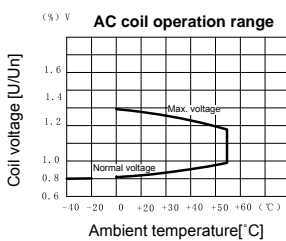
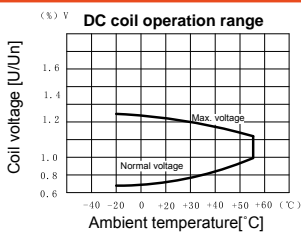


**Circuit diagram**  
 PIN top view  
 Dimensions are in mm

2NO



Output	
Max. switching voltage	277 V AC
Continuous current	25 A
Contact material	Ag alloy
Min. load voltage / current	12 VDC / 100 mA
Contact resistance (initial)	< 50 mΩ
Electrical endurance	> 10 × 10 <sup>4</sup> cycles
Response / dropout delay	< 30 ms / < 30 ms
Input	
Response voltage @ 25°C	AC: ≤ 75% of rated voltage DC: ≤ 75% of rated voltage
Dropout voltage @ 25°C	AC: ≥ 15% of rated voltage DC: ≥ 15% of rated voltage
Max. voltage @ 25°C	110% of rated voltage
Coil power consumption	2.5 VA / 1.9 W
General	
Operation temperature	- 25 ... 55°C
Storage temperature	- 25 ... 55°C
Humidity	35 ... 85 %
Electrical strength	Coil-contact: 2,000V AC / 1 min Between N.O. contacts: 2,000V AC / 1 min Between adjacent contacts: 4,000V AC / 1 min
Clearance / creepage distance	1.5 mm / 4 mm
Insulation IEC60664	
Rated voltage	250 V
Pollution category	3
Over voltage category	III
Vibration resistance	10-55Hz dual amplitude: 1.0mm
Shock resistance	10G (half wave of sine pulse: 11ms)
Approval	CE; TÜV
Weight	Push-in connection/PCB welding: 90g; DIN-rail mounting: 120g
Dimension	
Length x Width x Height	34 x 50.5 x 36.5 mm



# PWR High Power Relay

PWR high power relay  
2 N.O. contact  
AC / DC coil

Type code	PWR			
Type PWR				
Type of construction and mounting	256 2N.O. contact, push-in connection 276 2N.O. contact, DIN-rail mounting			
Coil voltage	006 6Vdc / 012 12Vdc 024 24Vdc / 048 48Vdc 110 110Vdc / 220 220Vdc 524 24Vac / 548 48Vac 615 115Vac / 730 230Vac 880 380Vac			
L	with LED			
T	with test lever			
P	PCB welding			

Ordering information	6 V DC 2NO	12 V DC 2NO	24 V DC 2NO	48 V DC 2NO	110 V DC 2NO	220 V DC 2NO
<b>Input</b>						
Rated voltage	6 V DC	12 V DC	24 V DC	48 V DC	110 V DC	220 V DC
DC response / dropout voltage	4.5 V / 0.9 V	9 V / 1.8 V	18 V / 3.6 V	36 V / 7.2 V	82.5 V / 16.5 V	165 V / 33 V
Power consumption	1.9 W	1.9 W	1.9 W	1.9 W	1.9 W	1.9 W
DC rated current	317 mA	160 mA	79.2 mA	39.3 mA	17.3 mA	8.6 mA
Coil resistance	18.9Ω ±10%	75Ω ±10%	303Ω ±10%	1,220Ω ±10%	6,360Ω ±10%	25,474Ω ±10%

Ordering information						
plug-in , need socket	Type PWR256006LT	Type PWR256012LT	Type PWR256024LT	Type PWR256048LT	Type PWR256110LT	Type PWR256220LT
	Order No. 1219660000	Order No. 1219670000	Order No. 1219680000	Order No. 1219690000	Order No. 1219710000	Order No. 1219720000
Din rail installation,no need socket	Type PWR276006L	Type PWR276012L	Type PWR276024L	Type PWR276048L	Type PWR276110L	Type PWR276220L
	Order No. 1219530000	Order No. 1219540000	Order No. 1219550000	Order No. 1219560000	Order No. 1219570000	Order No. 1219580000
PCB soldering	Type PWR256006P	Type PWR256012P	Type PWR256024P	Type PWR256048P	Type PWR256110P	Type PWR256220P
	Order No. 1233070000	Order No. 1233080000	Order No. 1233090000	Order No. 1233110000	Order No. 1233120000	Order No. 1233130000

Ordering information	24 V AC 2NO	48 V AC 2NO	115 V AC 2NO	230 V AC 2NO	380 V AC 2NO	
<b>Input</b>						
Rated voltage	24 V AC	48 V AC	115 V AC	230 V AC	115 V AC	
AC response / dropout voltage	18V / 3.6 V	36 V / 7.2 V	86.3 V / 17.3 V	172.5 V / 34.5 V	285 V / 57 V	
Power consumption	2.5 VA	2.5 VA	2.5 VA	2.5 VA	2.5 VA	
AC rated current	87.3 mA	43.6 mA	22.1 mA	11.0 mA	6.1 mA	
Coil resistance	275Ω ±10%	1,100Ω ±10%	5,200Ω ±10%	21,000Ω ±10%	62,650Ω ±10%	

Ordering information						
plug-in , need socket	Type PWR256524LT	Type PWR256548LT	Type PWR256615LT	Type PWR256730LT	Type PWR256880LT	
	Order No. 1219280000	Order No. 1219290000	Order No. 1219320000	Order No. 1219330000	Order No. 1219340000	
Din rail installation,no need socket	Type PWR276524L	Type PWR276548L	Type PWR276615L	Type PWR276730L	Type PWR276880L	
	Order No. 1219160000	Order No. 1219170000	Order No. 1219180000	Order No. 1219190000	Order No. 1219220000	
PCB soldering	Type PWR256524P	Type PWR256548P	Type PWR256615P	Type PWR256730P	Type PWR256880P	
	Order No. 1232910000	Order No. 1232920000	Order No. 1232930000	Order No. 1232940000	Order No. 1232990000	

# Relay Socket

Separated socket (for RCL relay)



## Ordering information

Technical data		
Rated current	1CO/2CO	1 x 12A / 2 x 12A
Rated voltage		300 Vac
Coil/contact electrical strength		>4000 V <sub>rms</sub>
Insulation (VDE 0110b)		C / 250 Vac
Ambient temperature		-40...+70°C
Protection level		IP 20
Electric shock prevention category		VBG 4
Wire cross section / with terminal		2 x 2.5 mm <sup>2</sup> / 2 x 1.5 mm <sup>2</sup>
Wiring torque / max.		0.5Nm / 0.8Nm
Packing unit		10 pcs.

## Sockets connected by screws, DIN-rail mounting

Description	Type	Order No.
3.5mm pitch, DIN-rail mounting	SRC ECO 1CO*	<b>7760056005</b>
5mm pitch screw connected sockets, DIN-rail mounting	SRC ECO 2CO*	<b>7760056006</b>
Accessories		
Mark, for SRC ECO relay sockets	Mark SRC ECO	<b>7760056178</b>

\* SRC ECO sockets already have plastic release clip and mark

Separated socket (for RCM and DRM relays)



## Ordering information

Technical data		
Rated current		4 x 6 A, 3 x 10 A, 2 x 12 A
Rated voltage		300 Vac
Coil/contact electrical strength		>4000 V <sub>rms</sub>
Insulation (VDE 0110b)		C / 250 Vac
Ambient temperature		-40...+70°C
Protection level		IP 20
Electric shock prevention category		VBG 4
Wire cross section / with terminal		2 x 2.5 mm <sup>2</sup> / 2 x 1.5 mm <sup>2</sup>
Wiring torque / max.		0.5 Nm / 0.8 Nm
Packing unit		10 pcs.

## Sockets connected by screws, DIN-rail mounting

Description	Type	Order No.
Sockets connected by screws, DIN-rail mounting, 2CO	SCM 2CO	<b>8690880000</b>
	SCM ECO 2CO*	<b>7760056007</b>
Sockets connected by screws, DIN-rail mounting, 3CO	SCM 3CO	<b>8690890000</b>
Sockets connected by screws, DIN-rail mounting, 4CO	SCM 4CO	<b>8690900000</b>
	SCM ECO 4CO*	<b>7760056008</b>

\* SRC ECO sockets already have plastic release clip and mark

## Relay clips (plastic and metal)

### Ordering information

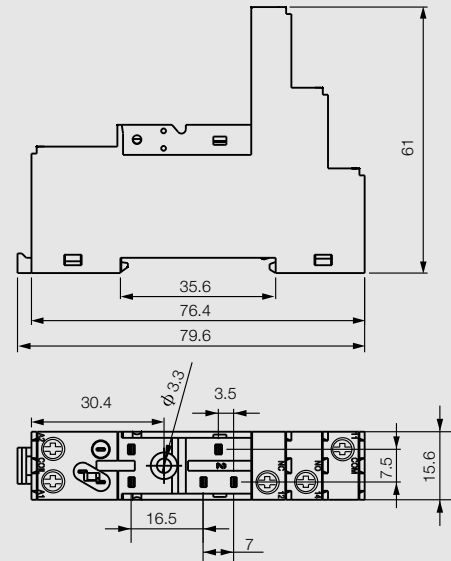
For SCM 2CO, SCM 3CO and SCM 4CO

Description	Type	Order No.
Plastic clip for RCM of 29 mm	SCM CLIP P	<b>8691110000</b>
Metal clip for RCM of 29 mm	SCM CLIP M	<b>7760056039</b>
Accessories		
Mark, for SRC ECO relay sockets	Mark SCM ECO	<b>7760056179</b>

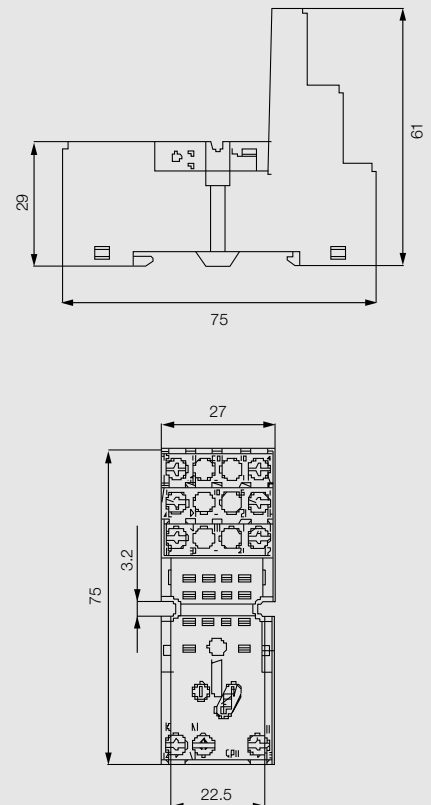
## Circuit diagram

PIN top view

Dimensions are in mm



Dimensions are in mm



# Relay Socket

Hybrid socket (for RCM and DRM relay)



## Ordering information

Technical data				
Rated current	2CO/4CO	12A/10A		
Rated voltage		300Vac		
Dielectric withstand voltage / coil-contacts		2500Vrms		
Dielectric withstand voltage / between contacts		2500Vrms		
Wiring torque / max.		0.5Nm/0.8Nm		
Wire		0.5-2.5 mm <sup>2</sup>		
Environments		-40°C...+70°C		
Weight	2CO/4CO	35g/43g		
Min. in package		20pcs		
Description		Type	Qty.	Order No.
DIN-Rail mounting sockets	2CO	FS 2CO*	10	7760056106
DIN-Rail mounting sockets	4CO	FS 4CO	10	7760056107
Accessories				
Mark, for SRC ECO relay sockets		Mark FS		7760056180

Note: FS sockets already have marks.

Economic socket (for RCM and DRM relay)



## Ordering information

Technical data				
Rated current	2CO/4CO	10A/5A		
Rated voltage		300V		
Dielectric withstand voltage / coil-contacts		2000V		
Dielectric withstand voltage / between contacts		2000V		
Wiring torque / max.		0.5Nm/0.8Nm		
Wire		0.5-2.5mm <sup>2</sup>		
Environments		-40°C...+70°C		
Weight	2CO/4CO	43g/56g		
Min. in package		20pcs		
Description		Type	Qty.	Order No.
DIN-Rail mounting sockets	2CO	FS 2CO ECO	10	7760056126
DIN-Rail mounting sockets	4CO	FS 4CO ECO	10	7760056127
DIN-Rail mounting sockets with finger protection	2CO	FS 2CO F ECO	10	1190740000
DIN-Rail mounting sockets with finger protection	4CO	FS 4CO F ECO	10	1190750000

Note: functional module is not suitable for this type of sockets

Metal clip (recommended for vibration occasion)

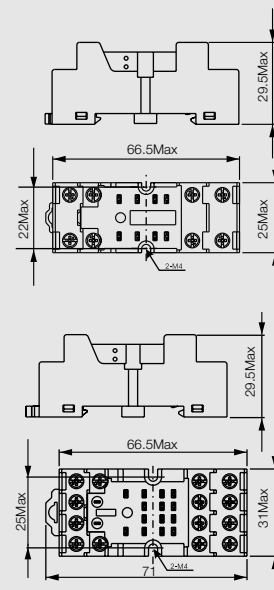
Type	Order No.
DRM clip M (for DRM relay)	7760056108
Metal clip set (for DRM relay, only with FS ECO sockets)	7760056128

Functional modules

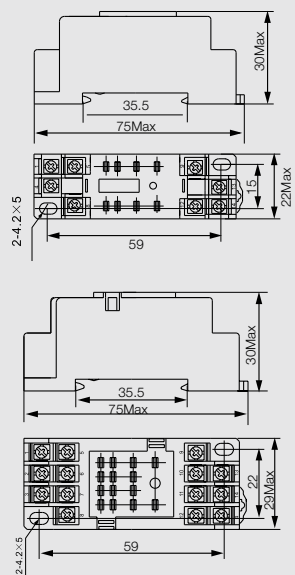
Technical data	Type	Order No.
Suppressor diode 6...230Vdc	RIM 1 6/230VDC	7760056169
RC-combined protection 110...230 Vac	RIM 3 110/230VAC	7760056014
RC-combined protection 110...230Vac with LED *	RIM 3 110/230VAC LED	7760056045
Green LED 6...24 Vdc with suppressor diode	RIM 2 6/24VDC	7760056015
Green LED 24...60 Vdc with suppressor diode	RIM 2 24/60VDC	7760056016
Green LED 110...230 Vdc with suppressor diode	RIM 2 110/230VDC	7760056017
Green LED 6...24 Vdc / Vac	RIM 3 6/24VUC	7940018457
Green LED 24...60 Vdc / Vac	RIM 3 24/60VUC	7760056018
Green LED 110...230 Vdc / Vac	RIM 3 110/230VUC	7940018455

\* For SCM/SRC sockets only, not for FS sockets.

Dimensions are in mm



Dimensions are in mm



DRM clip M

Metal clip set



# Relay Socket

DRL relay socket SLD



## Ordering information

Technical data			
Rated voltage	300 V		
Rated current	10 A		
Coil/contact electrical strength	2,000 V		
Electrical strength between contacts	2,500 V		
Operation temperature	-40 ... 85°C		
Pollution class	2		
Over voltage class	III		
Wiring torque	1.0 Nm		
Wire cross section	0.5 ... 2.5 mm <sup>2</sup>		
Protection level (IEC 61810)	IP10		
Weight	2CO: 50 g ; 3CO: 60 g ; 4CO: 76 g		
Approvals	CE		
Description	Type	Qty.	Order No.
DIN-rail mounted socket, 2CO	SLD 2CO	10	1132830000
DIN-rail mounted socket, 3CO	SLD 3CO	10	1132840000
DIN-rail mounted socket, 4CO	SLD 4CO	10	1132850000
Metal clips (pair)	SLD Clip M	10	7760056242

DRL relay socket SLD



## Ordering information

Technical data		
Rated voltage	300 V	
Rated current	10 A	
Coil/contact electrical strength	2,000 V	
Electrical strength between contacts	2,500 V	
Operation temperature	-40 ... 85°C	
Pollution class	2	
Over voltage class	III	
Wiring torque	1.0 Nm	
Wire cross section	0.5 ... 2.5 mm <sup>2</sup>	
Protection level (IEC 61810)	IP20	
Approvals	CE	
Description	Type	Order No.
DIN-rail mounted socket, 2CO	SLD F 2CO	7760056225
DIN-rail mounted socket, 3CO	SLD F 3CO	7760056226
DIN-rail mounted socket, 4CO	SLD F 4CO	7760056227

## Ordering information

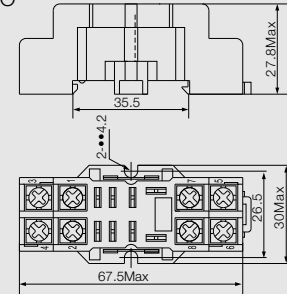
Technical data	Type	Order No.
Metal clips SLD F 2CO	Metal clip	7760056108
Metal clips SLD F 3CO	SLD clip 3CO	7760056234
Metal clips SLD F 4CO	SLD clip 4CO	7760056235

## Ordering information

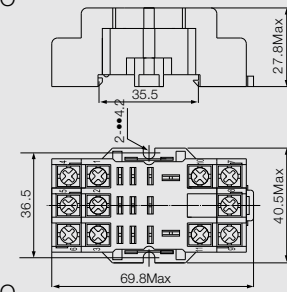
Technical data	Type	Order No.
Suppressing diode 6...230Vdc, for SLD F 2CO/3CO	RIM 1 6/230Vdc	7760056169
Blocking modular 110...230 Vac, for SLD F 2CO/3CO	RIM 3 110/230Vac	7760056014
Blocking modular 6 ... 230 Vac, for SLD F 4CO	RIM 5 6/230Vac	1174670000
Suppressing diode 6...230 Vdc, for SLD F 4CO	RIM 5 6/230Vdc	1174650000

## Dimensions are in mm

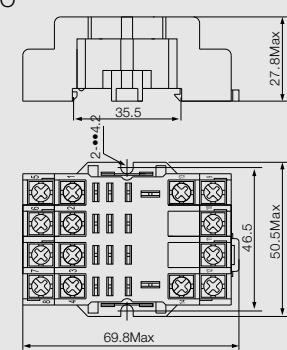
SLD 2CO



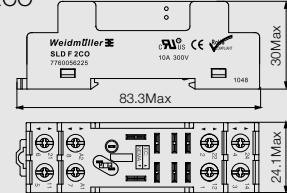
SLD 3CO



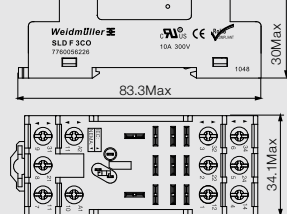
SLD 4CO



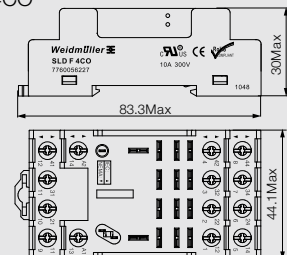
SLD F 2CO



SLD F 3CO



SLD F 4CO



# Relay Socket

DRR/RRD relay sockets



## Ordering information

Technical data			
Rated voltage	300 V		
Rated current	12 A		
Coil/contact electrical strength	4,000 V		
Electrical strength between contacts	2,500 V		
Operating temperature	-40 ... 85°C		
Pollution class	2		
Over voltage class	III		
Wiring torque	1.0 Nm		
Wire cross section	0.5 ... 2.5 mm <sup>2</sup>		
Protection level (IEC 61810)	IP20		
Weight	50 g		
Approvals	CE		
Description	Type	Qty.	Order No.
DIN-rail mounting rockets, 8-pin	SRD ECO 2CO	10	1132810000
DIN-rail mounting rockets, 11-pin	SRD ECO 3CO	10	1132820000

## Metal clip

Description	Type	Order No.
Metal clip for DRR relay sockets	DRR SOCKET METAL CLIP	1134160000
Metal clip for RRD relay sockets	SRD-I CLIP M	8869370000

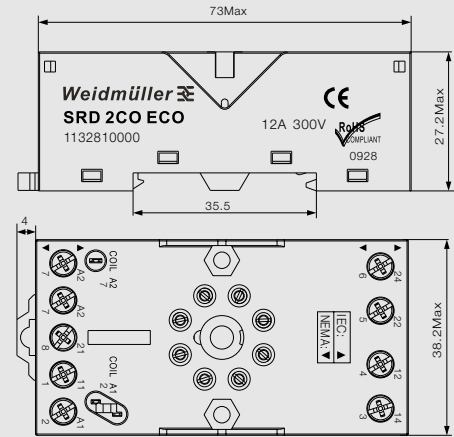


## Functional modules

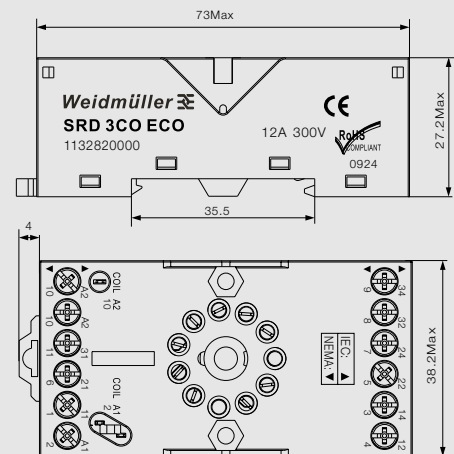
Technical data	Type	Order No.
RC combined protection 6 ... 230 Vac	RIM 5 6/230Vac	1174670000
Protective diode 6 ... 230 Vdc	RIM 5 6/230Vdc	1174650000

Dimensions are in mm

### SRD ECO 2CO



### SRD ECO 3CO



# Relay Socket

PWR relay socket



### Product performance

Technical data	
Rated current	30 A
Rated voltage	400 V AC
Medium withstand voltage	2500 V/S
Screw torque	1.0Nm
External wire	20-10/0.5-5.5AWG/mm <sup>2</sup>
Environments	-40~+85°C
Weight	56g

### Assembled relays and accessories

Technical data		
Product type	Relay type	Order No.
PWR relay socket	SWR	1220240000

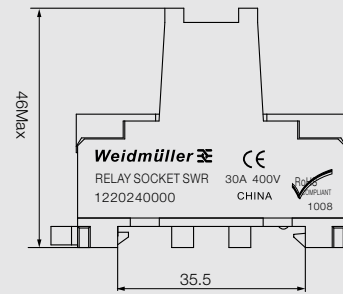
DRH and DRW relay socket



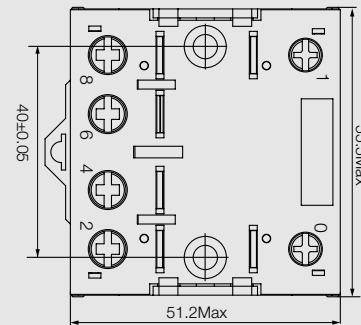
### Ordering information

Technical data			
Rated voltage	400 V AC		
Rated current	16 A		
Coil/contact electrical strength	4,000 V		
Electrical strength between contacts	4,000 V		
Operation temperature	-40 ... 60°C		
Pollution class	2		
Over voltage class	II		
Wiring torque/max.	1.2 Nm		
Wire cross section	0.5 ... 4 mm <sup>2</sup>		
Protection level (IEC 61810)	IP20		
Weight	64g		
Approvals	CE, UL		
Description	Type	Qty.	Order No.
Relay socket, for DRH and DRW relays	SPW ECO 3CO	10	1220250000
Metal clip	Metal clip DRH/DRW	10	1220260000

### Shape

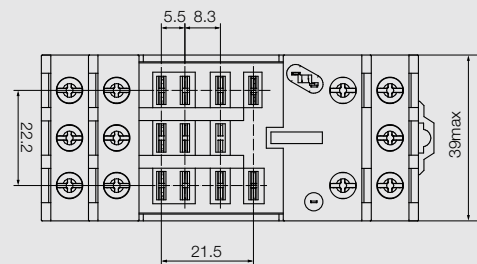
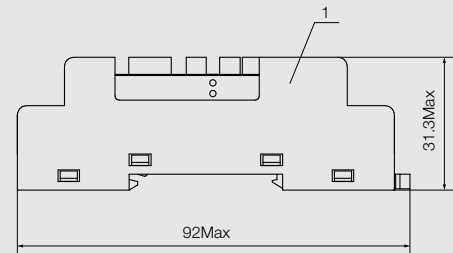


### Mounting




### Dimensions are in mm

SPW ECO 3CO



# Relay Socket

RCL sockets with PCB pins



## Ordering information

Technical data	
Rated current	1CO
	2CO
Rated voltage	
Ambient temperature	
Approvals	
Description	
Sockets with PCB pins, pitch: 3.5 mm	
Sockets with PCB pins, pitch: 5 mm	

12 A		
2 x 12 A		
300 V AC		
- 40 °C ... +80 °C		
RAL		
Type	Qty.	Order No.
SRC 05 PCB	20	7760056110
SRC 08 PCB	20	7760056111

Note: SRC 05 PCB and SRC 08 PCB already contain metal clip

RCM/DRM sockets with PCB pins




## Ordering information

Technical data	
Rated current	
Rated voltage	
Ambient temperature	
Approvals	
Description	
Sockets with PCB pins, 2CO	
Sockets with PCB pins, 3CO	
Sockets with PCB pins, 4CO	
Metal clip DRM PCB	

10 A		
250 V AC		
- 40 °C ... +80 °C		
RAL		
Type	Qty.	Order No.
SCM 08 PCB	10	7760056112
SCM 11 PCB	10	1132790000
SCM 14 PCB	10	7760056113
metal clip DRM PCB		1209690000

RRC sockets with PCB pins



## Ordering information

Technical data	
Rated current	
Rated voltage	
Ambient temperature	
Description	
Sockets with PCB pins, 8-pin	
Sockets with PCB pins, 11-pin	

10 A		
250 V AC		
- 40 °C ... +70 °C		
Type	Qty.	Order No.
SRD 2CO PCB	25	8697750000
SRD 3CO PCB	25	8697730000

DRH/DRW sockets with PCB pins

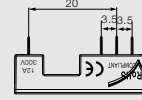


## Ordering information

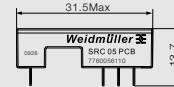
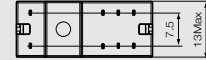
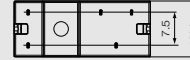
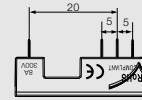
Technical data	
Rated current	
Rated voltage	
Ambient temperature	
Description	
Sockets with PCB pins, 11-pin	
Metal clip SPW PCB	

16 A		
400 V AC		
- 40 °C ... +70 °C		
Type	Qty.	Order No.
SPW PCB	10	1132800000
SPW METAL CLIP		1238770000

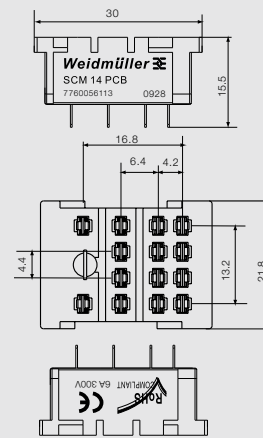
SRC 05 PCB



SRC 08 PCB



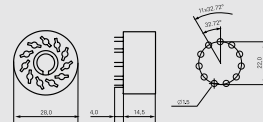
SCM 14 PCB



SRD 8-pin



SRD 11-pin



SPW PCB

