THIS DRAWING IS UNPUBLISHED. RELEASED FOR PUBLICATION -,- .
© COPYRIGHT - BY TYCO ELECTRONICS CORPORATION. ALL RIGHTS RESERVED.

LOC	DIST
FT	0

REVISIONS

P	LTR	DESCRIPTION	DATE	DWN	APVD
	D	REVISED PER ECO-10-012475	22SEP10	HMR	CR

MATERIALS:
HOUSING: NYON, UL94V-0, BLACK.
TERMINALS: TIN PLATED, COPPER ALLOY.
SCREW: M3.5, NICKEL PLATED STEEL.

ELECTRICAL PROPERTIES:
RATING: 15A, 300V.
WIRE RANGE: 14-22 AWG.
TIGHTENING TORQUE: 12 IN-LB.

ENVIRONMENTAL PROPERTIES:
MAX OPERATING TEMP.: 120°C

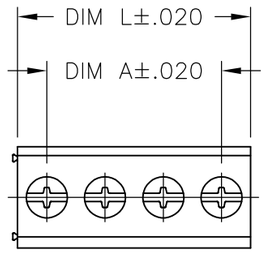

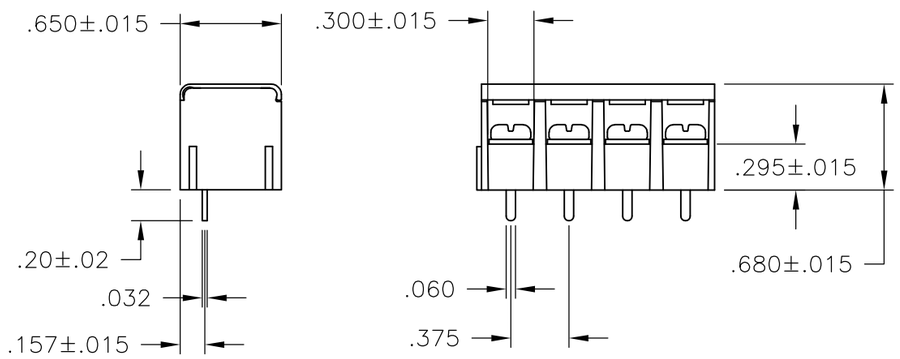

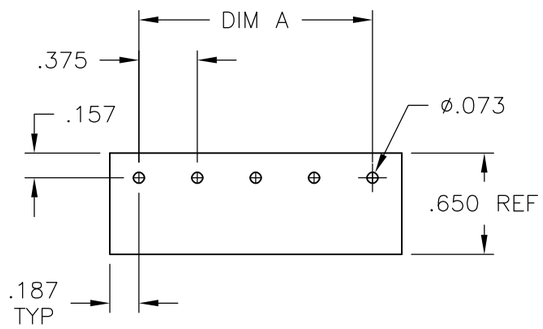

RECOMMENDED PCB LAYOUT

DIM L	DIM A	NO OF POS	PART NUMBER
3.000	2.625	8	1546833-8
2.625	2.250	7	1546833-7
2.250	1.875	6	1546833-6
1.875	1.500	5	1546833-5
1.500	1.125	4	1546833-4
1.125	.750	3	1546833-3
.750	.375	2	1546833-2

THIS DRAWING IS A CONTROLLED DOCUMENT.

DIMENSIONS: INCHES

TOLERANCES UNLESS OTHERWISE SPECIFIED:
0 PLC ± -
1 PLC ± -
2 PLC ± -
3 PLC ± .005
4 PLC ± -
ANGLES ± -

MATERIAL -

FINISH -

DWN S SCHLEGEL 080CT03
CHK S YODER 10/8/03
APVD S YODER 10/8/03
PRODUCT SPEC —
APPLICATION SPEC —
WEIGHT —

CUSTOMER DRAWING

Tyco Electronics
Tyco Electronics Corporation
Harrisburg, PA 17105-3608

NAME .375 MODULAR TRIBARRIER W/ COVER, ASSEMBLY

SIZE	CAGE CODE	DRAWING NO	RESTRICTED TO
A3	00779	C-1546833	—

SCALE NTS | SHEET 1 OF 1 | REV D