


MODEL 93

1/2" Diameter

Single Turn

Cermet Trimming

Potentiometer



1

ELECTRICAL

| | |
|---------------------------------------|--|
| Standard Resistance Range, Ohms | 20 to 2Meg |
| Standard Resistance Tolerance | $\pm 10\%$ (<100 Ohms = $\pm 20\%$) |
| Input Voltage, Maximum | 200 Vdc or rms not to exceed power rating |
| Slider Current, Maximum | 100mA or within rated power, whichever is less |
| Power Rating, Watts | 1.0 at 70°C derating to 0 at 125°C |
| End Resistance, Maximum | 2 Ohms |
| Actual Electrical Travel, Nominal | 270° |
| Dielectric Strength | 900 Vrms |
| Insulation Resistance, Minimum | 1,000 Megohms |
| Resolution | Essentially infinite |
| Contact Resistance Variation, Maximum | 1% or 1 Ohm, whichever is greater |

ENVIRONMENTAL

| | |
|----------------------------------|--|
| Seal | 85°C Fluorinert® (No Leaks) |
| Temperature Coefficient, Maximum | $\pm 100\text{ppm}/^\circ\text{C}$ |
| Operating Temperature Range | -55°C to +125°C |
| Thermal Shock | 5 cycles, -55°C to +125°C (1% ΔRT , 1% ΔVR) |
| Moisture Resistance | Ten 24 hour cycles (1% ΔRT , IR 100 Megohms Min.) |
| Shock, 6ms Sawtooth | 100G's (1% ΔRT , 1% ΔVR) |
| Vibration | 20G's, 10 to 2,000 Hz (1% ΔRT , 1% ΔVR) |
| High Temperature Exposure | 250 hours at 125°C (2% ΔRT , 2% ΔVR) |
| Rotational Life | 200 cycles (3% ΔRT) |
| Load Life at 1.0 Watts | 1,000 hours at 70°C (2% ΔRT) |
| Resistance to Solder Heat | 260°C for 10 sec. (1% ΔRT) |

MECHANICAL

| | |
|--------------------------|-------------------------|
| Mechanical Stops | 24 oz.-in. |
| Stop Strength | 1.5 lb.-in. (0.169 N-m) |
| Torque, Starting Maximum | 5 oz.-in. (0.035 N-m) |
| Weight, Nominal | .052 oz. (1.5 grams) |

Fluorinert® is a registered trademark of 3M Company.
Specifications subject to change without notice.




1-87

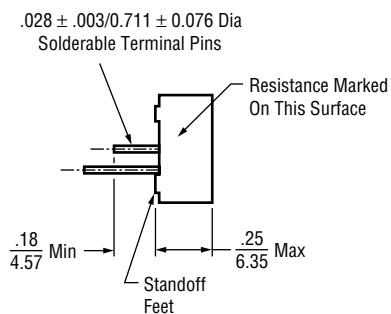
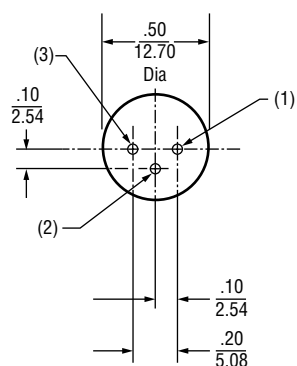
Model 93

TOP ADJUSTMENT (Inch/mm)

Slot $.250 \pm .005 / 6.350 \pm 0.127$ Long
 $X .030 \begin{smallmatrix} +.000 \\ -.005 \end{smallmatrix} / 0.762 \begin{smallmatrix} +0.000 \\ -.0127 \end{smallmatrix}$ Wide
 $X .035 \begin{smallmatrix} +.000 \\ -.005 \end{smallmatrix} / 0.889 \begin{smallmatrix} +0.000 \\ -.0127 \end{smallmatrix}$ Deep



Arrow And Graduations
In Contrasting Color



STANDARD RESISTANCE VALUES, OHMS

| | | | | | |
|-----|-----|-----|-----|------|------|
| 20 | 200 | 2K | 20K | 100K | 500K |
| 50 | 500 | 5K | 25K | 200K | 1Meg |
| 100 | 1K | 10K | 50K | 250K | 2Meg |

PACKAGING

Standard: Boxes
Capacity = 50 units

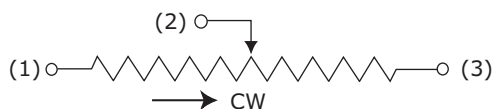
1

ORDERING INFORMATION

Standard:

Model Series ——— **93** **P** **R** **10K** **LF** ——— RoHS Compliant Product Code - Optional
Pin Style ——— Resistance Value
Resistance Prefix

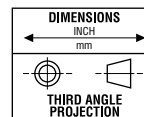
CIRCUIT DIAGRAM



NOTES

Metric equivalents, based on 1 inch = 25.4mm are rounded to the same number of significant figures as in the original English units and are provided for general information only.

Tolerances unless otherwise specified:
Linear = $\pm .01$ inches (.25mm)
Angular = ± 2 degrees



Mouser Electronics

Authorized Distributor

Click to View Pricing, Inventory, Delivery & Lifecycle Information:

[TT electronics:](#)

[93PR100K](#) [93PR10K](#) [93PR1K](#) [93PR1MEG](#) [93PR20K](#) [93PR250K](#) [93PR25K](#) [93PR500](#) [93PR500K](#) [93PR50K](#)
[93PR5K](#) [93PR100](#) [93PR20](#) [93PR200](#) [93PR200K](#) [93PR2K](#) [93PR2MEG](#) [93PR50](#)