



## THE PRODUCT

The EURO CASE is extremely assembly-friendly. The case shells, side panels and snap-in panels all have a strong clip together mechanism, without a single screw.

It is possible to customise the EURO CASE to your own corporate appearance by selecting the side panels and snap-in panels in your company's colors.

## YOUR ADVANTAGE

Minimum amount of assembly required thanks to the special OKW snap-lock mechanism.

Injection-molded reinforcing ribs ensure that these conveniently light cases have a high degree of torsional resistance and rigidity.

Variable case heights for individual installation configuration – depending on space requirements.

Any problems in ventilation are solved by snap-in panels with ventilation slots.

## APPLICATIONS

Peripheral equipment for computers.  
Feedback control.

Medical devices.

## PROTECTION CLASS < IP 40

## MAX. SIZE OF PCB

EURO CASE	W x D in inches case shell
42 TE	9.567 x 8.661
63 TE	13.780 x 8.661

## SEPARATE PARTS

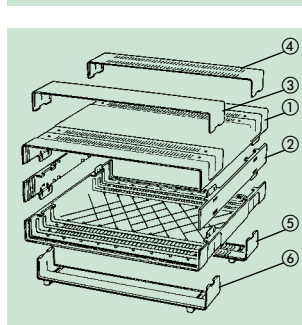
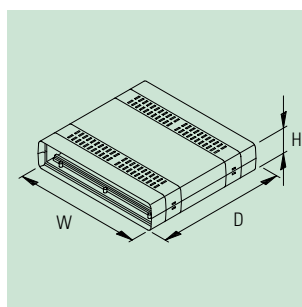
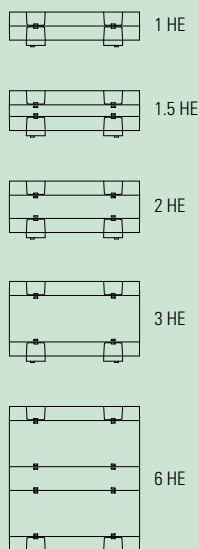
- ① Case shell
- ② Side panel
- ③ Snap-in panel without slots
- ④ Snap-in panel with slots
- ⑤ Snap-in panel with slots, with feet
- ⑥ Snap-in panel without slots, with feet



Complete enclosures  
Off-white, RAL 9002

Side panels, handle bar  
and tilt foot optionally in  
Pebble gray, RAL 7032

42 TE / 63 TE



## COMPLETE ENCLOSURES\*1

Height-unit	Version ventilation*2	Material Color	Part-No. EURO CASE 42 TE width = 10.236", depth = 9.843"			Part-No. EURO CASE 63 TE width = 14.449", depth = 9.843"		
			height	without handle	with handle	height	without handle	with handle
1 HE	<input type="checkbox"/>	ABS, off-white	2.126"	A 02 14 070	—	2.126"	A 02 16 070	—
	<input type="checkbox"/>	ABS, off-white	2.126"	A 02 14 170	—	2.126"	A 02 16 170	—
	<input type="checkbox"/>	ABS, off-white	2.126"	A 02 14 270	—	2.126"	A 02 16 270	—
2 HE	<input type="checkbox"/>	ABS, off-white	3.878"	A 02 24 070	A 02 24 470	3.878"	A 02 26 070	A 02 26 470
	<input type="checkbox"/>	ABS, off-white	3.878"	A 02 24 170	A 02 24 570	3.878"	A 02 26 170	A 02 26 570
	<input type="checkbox"/>	ABS, off-white	3.878"	A 02 24 270	A 02 24 670	3.878"	A 02 26 270	A 02 26 670
3 HE	<input type="checkbox"/>	ABS, off-white	5.630"	A 02 34 070	A 02 34 470	5.630"	A 02 36 070	A 02 36 470
	<input type="checkbox"/>	ABS, off-white	5.630"	A 02 34 170	A 02 34 570	5.630"	A 02 36 170	A 02 36 570
	<input type="checkbox"/>	ABS, off-white	5.630"	A 02 34 270	A 02 34 670	5.630"	A 02 36 270	A 02 36 670
6 HE	<input type="checkbox"/>	ABS, off-white	—	—	—	10.89"	A 02 66 070	—
	<input type="checkbox"/>	ABS, off-white	—	—	—	10.89"	A 02 66 170	—
	<input type="checkbox"/>	ABS, off-white	—	—	—	10.89"	A 02 66 270	—

## SEPARATE PARTS (FOR INDIVIDUAL COMBINATIONS)

Article supply each 1 pc	Part-No. 42 TE off-white 42 TE pebble gray		Part-No. 63 TE off-white 63 TE pebble gray	
① Case shell, ABS	A 01 14 170	—	A 01 16 170	—
② Side panel 0.5 HE, ABS	A 01 05 270	A 01 05 280	A 01 05 270	A 01 05 280
② Side panel 1 HE, ABS	A 01 10 270	A 01 10 280	A 01 10 270	A 01 10 280
② Side panel 2 HE, ABS	A 01 20 270	A 01 20 280	A 01 20 270	A 01 20 280
② Side panel 0.5 HE for handle mounting, ABS	A 01 06 270	A 01 06 280	A 01 06 270	A 01 06 280
② Side panel 1 HE for handle mounting, ABS	A 01 11 270	A 01 11 280	A 01 11 270	A 01 11 280
② Side panel 2 HE for handle mounting, ABS	A 01 21 270	A 01 21 280	A 01 21 270	A 01 21 280
③ Snap-in panel without slots, ABS	A 01 14 370	—	A 01 16 370	—
④ Snap-in panel with slots, ABS	A 01 24 370	—	A 01 26 370	—
⑥ Snap-in panel without slots, with feet, ABS	A 01 34 370	—	A 01 36 370	—
⑤ Snap-in panel with slots, with feet, ABS	A 01 44 370	—	A 01 46 370	—
Handle bar*3, off-white, push-button off-white	A 03 44 217		A 03 46 317	
Handle bar*3, pebble gray, push-button off-white	A 03 44 218		A 03 46 318	
Handle bar*3, off-white, push-button pebble gray	A 03 44 216		A 03 46 316	
Tilt foot, ABS, off-white, snaps into the feet section	A 03 50 007		A 03 50 007	

## ACCESSORIES

Article supply each 1 pc	Part-No. for EURO CASE 42 TE		Part-No. for EURO CASE 63 TE	
Front / rear panel, matt anodized Al, R0.236" 1 HE	9.87 x 1.82 x 0.08"	A 03 14 270	14.09 x 1.82 x 0.08"	A 03 16 370
Front / rear panel, matt anodized Al, R0.236" 1.5 HE	9.87 x 2.70 x 0.08"	A 03 54 270	—	—
Front / rear panel, matt anodized Al, R0.236" 2 HE	9.87 x 3.57 x 0.08"	A 03 24 270	14.09 x 3.57 x 0.08"	A 03 26 370
Front / rear panel, matt anodized Al, R0.236" 3 HE	9.87 x 5.32 x 0.08"	A 03 34 270	14.09 x 5.32 x 0.08"	A 03 36 370
Front / rear panel, matt anodized Al, R0.236" 6 HE	—	—	14.09x10.57x0.08"	A 03 66 370

\*1 front / rear panel and tilt feet must be ordered separately

\*2 ventilation provided with each enclosure (snap-in panel at the base additionally with foot):

- ☐ version without ventilation slots
- ☐ version with ventilation slots at rear, top and base
- ☐ version with ventilation slots at front and rear, top and base

\*3 the adjustment mechanism allows increments of 30°; load capacity see Info-Box page 109, illustration no. ②

To achieve one EURO CASE from separate parts, for a special combination, please order:

- 2 case shells
- 4 snap-in panels
- 2 side panels (if needed)
- 1 handle bar (if needed)
- 2 tilt feet (if needed)
- 2 front / rear panels (if needed)