THIS DRAWING IS UNPUBLISHED. RELEASED FOR PUBLICATION -
© COPYRIGHT ALL RIGHTS RESERVED.

LOC	DIST
H	-

REVISIONS

P	LTR	DESCRIPTION	DATE	DWN	APVD
	A2	REVISED PER ECO-11-005294	19APR11	RK	HMR

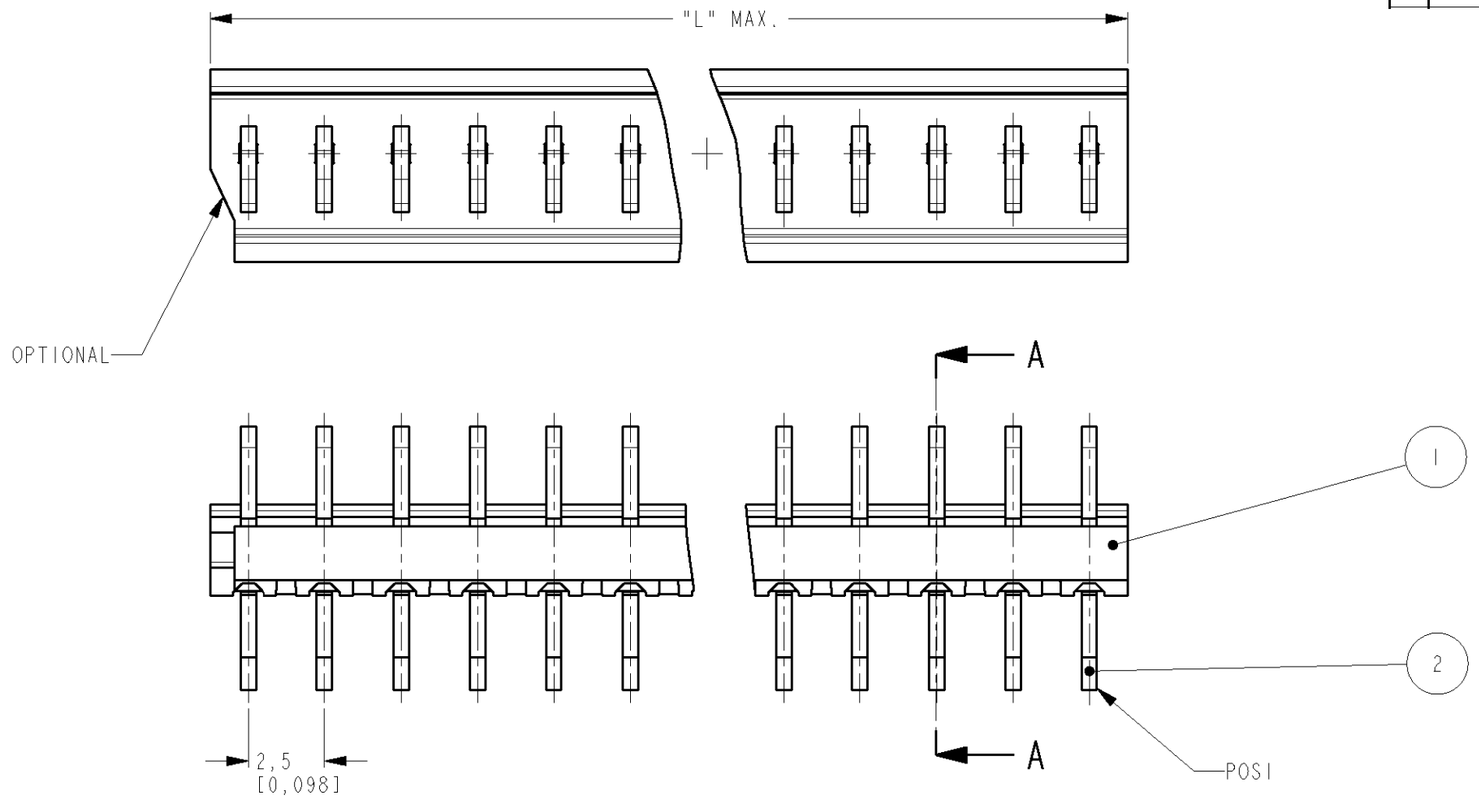

PARTNUMBER	POS	"L" MAX MM	"L" MAX INCH
0-5164713-3	3	7.5	.295
0-5164713-4	4	10.0	.394
0-5164713-5	5	12.5	.492
0-5164713-6	6	15.0	.591
0-5164713-7	7	17.5	.689
0-5164713-8	8	20.0	.787
0-5164713-9	9	22.5	.886
1-5164713-0	10	25.0	.984
1-5164713-1	11	27.5	1.083
1-5164713-2	12	30.0	1.181
1-5164713-3	13	32.5	1.280
1-5164713-4	14	35.0	1.378
1-5164713-5	15	37.5	1.476
1-5164713-6	16	40.0	1.575
1-5164713-7	17	42.5	1.673
OBSOLETE 1 ~~1-5164713-8~~	18	45.0	1.772
~~1-5164713-9~~	19	47.5	1.870
2-5164713-0	20	50.0	1.969

1 OBSOLETE PARTS: OBSOLETE CIS STREAMLINING PER D.RENAUD/D.SINISI

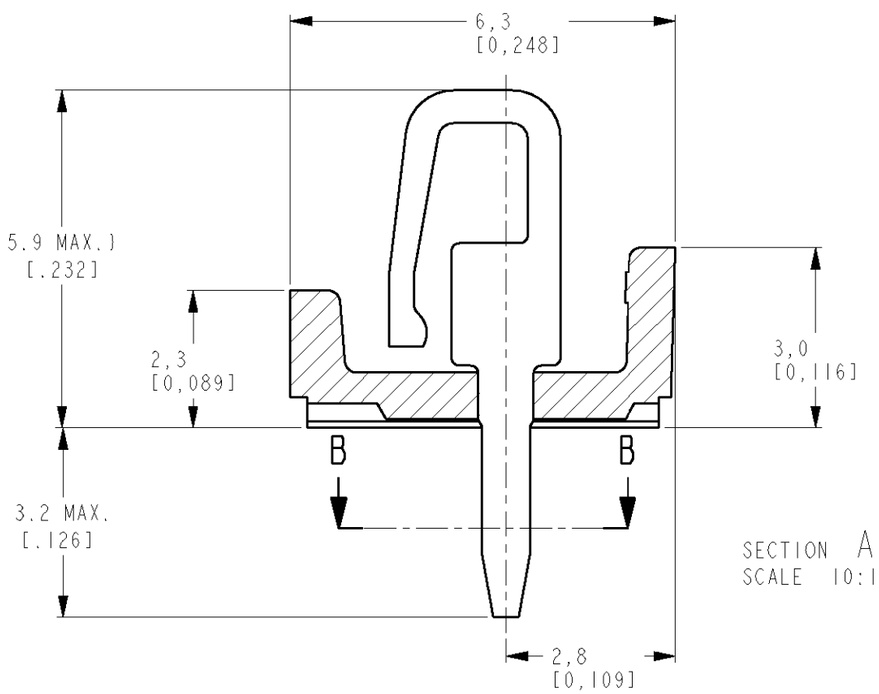

SECTION A-A
SCALE 10:1

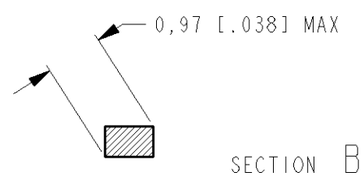

SECTION B-B
SCALE 10:1

ITEM NO.	DESCRIPTION	MATERIAL	FINISH
2	CONTACT	BRASS	TIN OVER NICKEL
1	HOUSING	PBT 20% GF, COLOR GREEN	

DIMENSIONS: mm (inch)

TOLERANCES UNLESS OTHERWISE SPECIFIED:
0 PLC ±-
1 PLC ±-
2 PLC ±-
3 PLC ±-
4 PLC ±-
ANGLES ±-

MATERIAL -
FINISH -

DWN M.GOSSELINK 09 MAR 05
CHK M.GOSSELINK -
APVD F.IFIJTENS -
PRODUCT SPEC 108-19027
APPLICATION SPEC
WEIGHT -

TE Connectivity

NAME MINI-MATCH CONNECTOR ASS'Y 3-20 POS 2.5 MM PITCH -

SIZE	CAGE CODE	DRAWING NO	RESTRICTED TO
A3	00779	C-5164713	-

CUSTOMER DRAWING | SCALE 5:1 | SHEET 1 OF 1 | REV A2