




(1,27 mm) .050"

CLP SERIES

LOW PROFILE DUAL WIPE SOCKET



SPECIFICATIONS

For complete specifications and recommended PCB layouts see www.samtec.com?CLP

Insulator Material: Black Liquid Crystal Polymer
Contact Material: Phosphor Bronze

Plating:

Sn or Au over 50µ" (1,27 µm) Ni

Current Rating (CLP/FTSH): 3.3 A per pin (1 pin powered per row)

Voltage Rating: 240 VAC/340 VDC

Operating Temp Range: -55°C to +125°C

Contact Resistance: 10 mΩ

Insertion Depth: Top Entry = (1,40 mm) .055" minimum, Bottom Entry = (2,41 mm) .095" minimum plus board thickness
 DH Entry = (2,31 mm) .091" to (2,67 mm) .105"

Insertion Force: (Single contact only) 3.8 oz (1,05 N) average

Normal Force: 60 grams (0,59 N) average

Withdrawal Force: (Single contact only) 2 oz (0,56 N) average

Max Cycles: 100 with 10µ" (0,25 µm) Au

ROHS Compliant: Yes

Processing:

Lead-Free Solderable: Yes

SMT Lead Coplanarity: (0,10 mm) .004" max (02-35) (0,15 mm) .006" max (36-50)

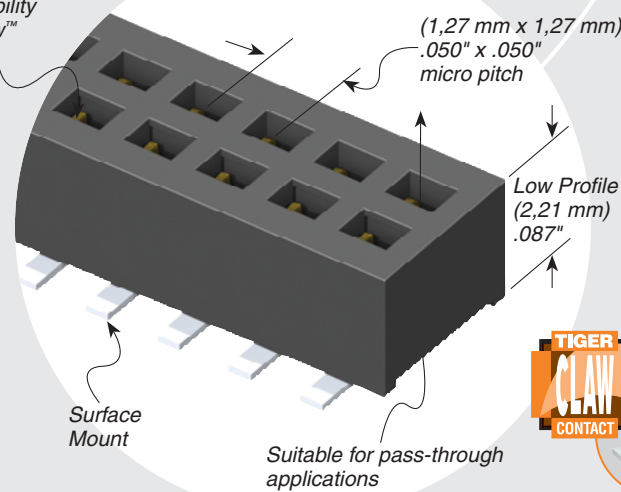
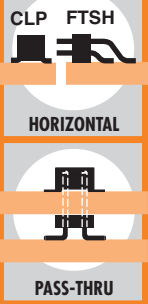
Mates with: FTSH, FTS, FW

High reliability Tiger Claw™ contacts

(1,27 mm x 1,27 mm) .050" x .050" micro pitch

Low Profile (2,21 mm) .087"

APPLICATIONS



Surface Mount

Suitable for pass-through applications



CLP	1	NO. PINS PER ROW	02	PLATING OPTION	ROW OPTION	OTHER OPTION
02 thru 50				<p>-F = Gold flash on contact, Matte Tin on tail</p> <p>-L = 10µ" (0,25 µm) Gold on contact, Matte Tin on tail</p> <p>-G = 10µ" (0,25 µm) Gold (-D only)</p>	<p>-D = Double Row</p> <p>-DH = Double Horizontal (Requires FTSH -01 lead style)</p>	<p>-BE = Bottom Entry (Required for bottom entry applications)</p> <p>-A = Alignment Pin (Not available with -PA option) (05, 06, 07, 08, 10, 12, 15, 20, 25, 30, 40 positions only) (-DH option and other sizes. Contact Samtec.)</p> <p>-K = (4,00 mm) .157" DIA Polyimide film Pick & Place Pad (5 positions min.)</p> <p>-P = Pick & Place Pad (5 positions min. -D only) (Not always necessary for auto placement. See Flex Processing.)</p> <p>-PA = Pick & Place Pad with Alignment Pin (-D only) (Not Available with -A option)</p> <p>-TR = Tape & Reel</p>

PIN/ROW	A
04-15	(3,56) .140
16-50	(7,11) .280

If odd pins/row, alignment pins are on middle position on centerline of the part. If even pins/row, then alignment pins are between middle two positions.

RECOGNITIONS

For complete scope of recognitions see www.samtec.com/quality



ALSO AVAILABLE (MOQ Required)

- Single row
- Other platings
- Contact Samtec.

Note: Some sizes, styles and options are non-standard, non-returnable.