

MXMag General Market Tray Packaging Specification

CONTENTS

CONTENTS	1
1.0 SCOPE.....	2
2.0 PRODUCT DESCRIPTION	2
3.0 PURPOSE.....	2
4.0 PROCEDURE	3
4.1 GENERAL REQUIREMENTS	3
4.2 PACKING INSTRUCTIONS.....	3
4.2.1 TRAY.....	3
4.3 QUANTITIES.....	5
4.4 PALLETISATION.....	5
4.4.1 CARTON CLOSURE	5
4.4.2 PALLET CONFIGURATION FOR TRAY CARTONS	6
4.5 LABELLING.....	7

REVISION:	ECR/ECN INFORMATION:	TITLE:	SHEET No.
B	EC No: 116930 DATE: 2017/05/17	MXMag™ General Market Tray Packaging Specification	1 of 7
DOCUMENT NUMBER:	CREATED / REVISED BY:	CHECKED BY:	APPROVED BY:
934620001 PSK	SMCGREEVY	SBRENNAN	STGRIFFIN

TEMPLATE FILENAME: PACKAGING_SPEC[SIZE_A4](V.2).DOC

1.0 SCOPE

The scope of this document is to outline the packaging method for Molex MXMag™ Connectors that are packaged in trays. See table for relevant part numbers.

2.0 PRODUCT DESCRIPTION

The MXMag™ magnetic connector offers a simple solution for integrating Ethernet magnetic and the RJ-45 connector interface into one integrated package with guaranteed signal integrity, Fast and Gigabit Ethernet, common mode termination and EMI shielding.

The connector will be packaged in trays, relevant series numbers are outlined in Table 1.

Series	
93461	93741
93462	93742
93463	93743
93626	93744
93627	93745
93628	93746
93634	93747
93635	93748
93636	93749
93637	93750
93638	93751
93639	93752
93809	93810

Table 1 MXMag™ Series Numbers for Tray Options

3.0 PURPOSE

The purpose of this specification is to ensure that all MXMag™ connectors shipped from Molex remain damage free and are shipped in a manner which ensures ease of handling, storage and distribution.

REVISION:	ECR/ECN INFORMATION:	TITLE:		SHEET No.
B	EC No: 116930 DATE: 2017/05/17	MXMag™ General Market Tray Packaging Specification		2 of 7
DOCUMENT NUMBER:		CREATED / REVISED BY:	CHECKED BY:	APPROVED BY:
934620001 PSK		SMCGREEVY	SBRENNAN	STGRIFFIN
TEMPLATE FILENAME: PACKAGING_SPEC[SIZE_A4](V.2).DOC				

4.0 PROCEDURE

4.1 GENERAL REQUIREMENTS

- The recommended carton box closure is tape, and the shipping weight for a carton box should not exceed 15kgs.
- Minimum shipping quantity is one carton box.

4.2 PACKING INSTRUCTIONS

4.2.1 TRAY

The MXMag™ connectors are packaged in clear PETA antistatic trays, part number as per Table 2.

Description	Tray Number	Tray Cover	Cardboard Insert	Cardboard Carton
0.85" General Market Tray	990250150	990250155	859989300	916870072
1" General Market Tray	990250145			

Table 2 Tray Component and Carton Numbers

All parts are placed into the trays in the orientation shown in Fig 1. Stacking Tabs located on the left hand side, front face of shield facing down. The trays are stackable and are placed on top of each other rotated 180°. An empty tray/tray cover is placed on top of the final tray. A cardboard insert is placed under and around the trays to aid removal. The trays are placed into a carton.

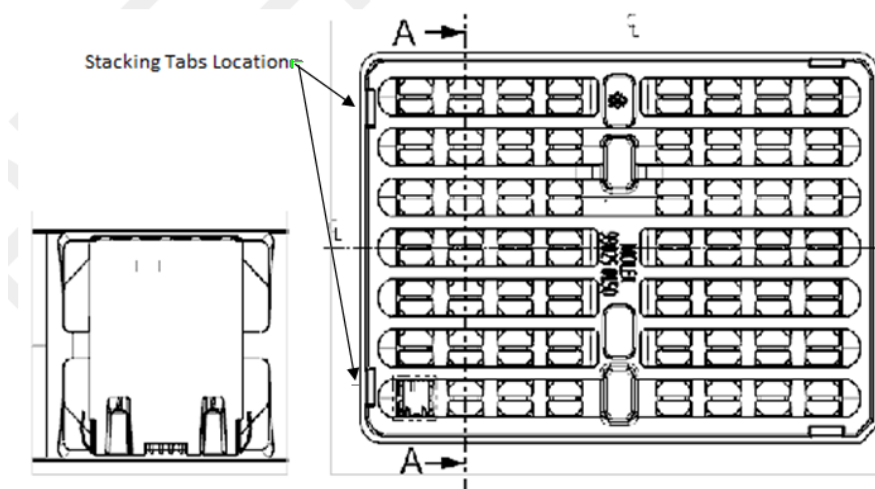


Figure 1, MXMag™ Part Configuration

REVISION: B	ECR/ECN INFORMATION: EC No: 116930 DATE: 2017/05/17	TITLE: MXMag™ General Market Tray Packaging Specification	SHEET No. 3 of 7
DOCUMENT NUMBER: 934620001 PSK	CREATED / REVISED BY: SMCGREEVY	CHECKED BY: SBRENNAN	APPROVED BY: STGRIFFIN

Cardboard Insert -
Placed around trays
before placing into
carton.

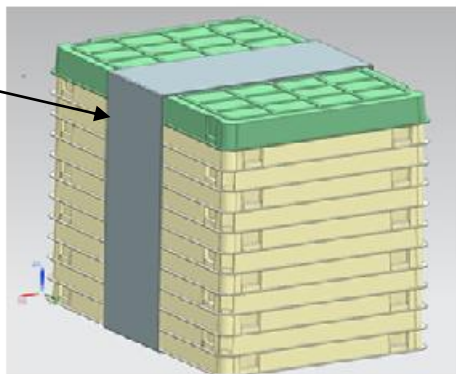


Figure 2, MXMag™ Tray Configuration

12 trays per carton
Stacked at 180°
To each other.

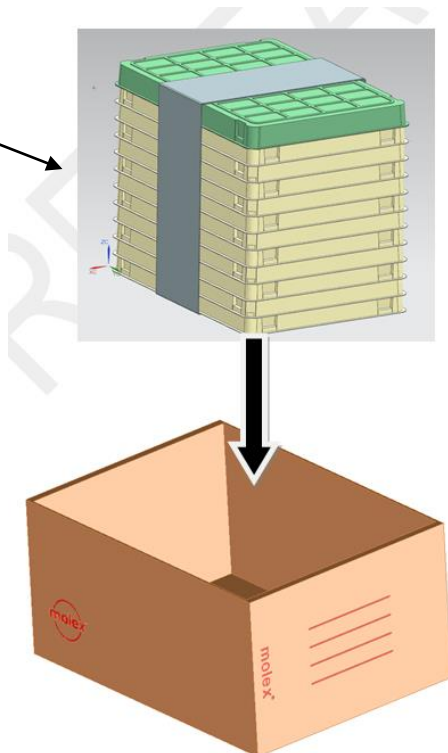


Figure 3, MXMag™ Carton Loading

REVISION:	ECR/ECN INFORMATION:	TITLE:		SHEET No.
B	EC No: 116930 DATE: 2017/05/17	MXMag™ General Market Tray Packaging Specification		4 of 7
DOCUMENT NUMBER:		CREATED / REVISED BY:	CHECKED BY:	APPROVED BY:
934620001 PSK		SMCGREEVY	SBRENNAN	STGRIFFIN
TEMPLATE FILENAME: PACKAGING_SPEC[SIZE_A4](V.2).DOC				

4.3 QUANTITIES

VERSION	QUANTITY PER TRAY	QUANTITY OF TRAYS PER CARTON	QUANTITY PER CARTON	QUANTITY OF CARTONS PER PALLET	QUANTITY PER PALLET
0.85" VERSION	56	12	672	27	18,144
1" VERSION	48	12	576	27	15,552

Table 3 Component Quantities Per Tray, Carton and Pallet

4.4 PALLETISATION

4.4.1 CARTON CLOSURE

Standard carton closure is Tape.

A Standard Molex Label is placed on Carton as shown in Fig 4.



Figure 4, Box Packed and Labeled

REVISION:	ECR/ECN INFORMATION:	TITLE:	SHEET No.
B	EC No: 116930 DATE: 2017/05/17	MXMag™ General Market Tray Packaging Specification	5 of 7
DOCUMENT NUMBER:	CREATED / REVISED BY:	CHECKED BY:	APPROVED BY:
934620001 PSK	SMCGREEVY	SBRENNAN	STGRIFFIN

4.4.2 PALLET CONFIGURATION FOR TRAY CARTONS

Cartons should be stacked by column, i.e. not interlocked. 27 Cartons per Pallet.

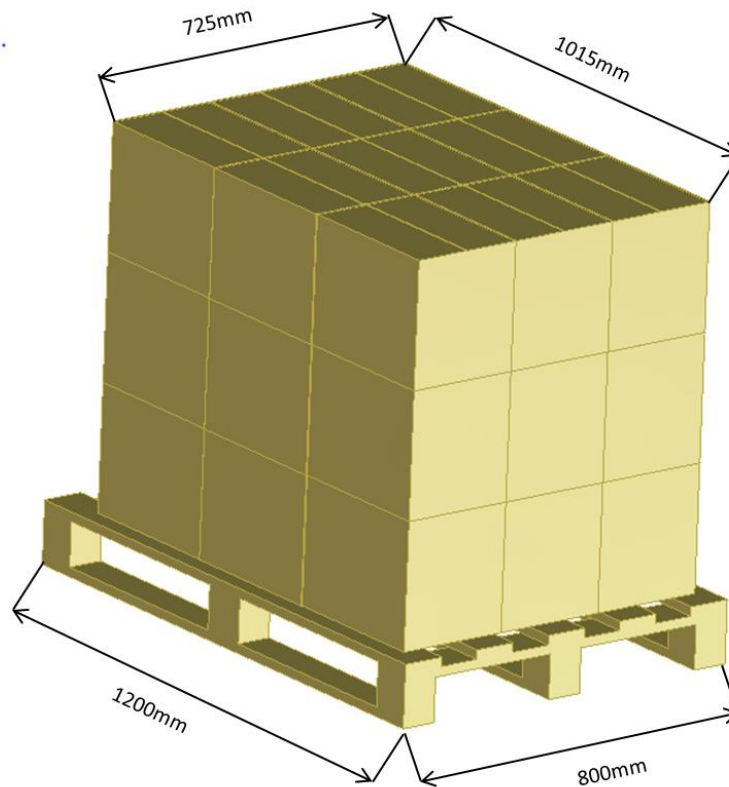


Figure 5, Proposed Pallet for Shipping

REVISION:	ECR/ECN INFORMATION:	TITLE:		SHEET No.
B	EC No: 116930 DATE: 2017/05/17	MXMag™ General Market Tray Packaging Specification		6 of 7
DOCUMENT NUMBER:		CREATED / REVISED BY:	CHECKED BY:	APPROVED BY:
934620001 PSK		SMCGREEVY	SBRENNAN	STGRIFFIN
TEMPLATE FILENAME: PACKAGING_SPEC[SIZE_A4](V.2).DOC				

4.5 LABELLING

A label is placed on each carton. See figure 6 for an example of a standard layout.

(1P) PART NUMBER 0123456789 		(9D) DATE CODE 1518 					
DESCRIPTION MX-MAG 0.85" CONNECTOR		 www.molex.com					
(Q) QUANTITY XXX 							
(12D) INV CTRL DATE 2015/05/01							
(4L) COUNTRY OF ORIGIN Ireland							
(1T) TRACEABILITY 000987654321  ELV and RoHS Compliant REACH SVHC information - see www.molex.com							
<table border="1"> <tr> <td>BATCH Nr. XXXX</td> <td>VS* Pr1</td> <td rowspan="2">1/* INNER</td> </tr> <tr> <td>Eng. Nr. 012345-6789</td> <td>Pack Std **/**</td> </tr> </table>			BATCH Nr. XXXX	VS* Pr1	1/* INNER	Eng. Nr. 012345-6789	Pack Std **/**
BATCH Nr. XXXX	VS* Pr1		1/* INNER				
Eng. Nr. 012345-6789	Pack Std **/**						
Customer P/N 9876543210							
MOLEX IRELAND LTD., SHANNON INDUSTRIAL ESTATE, SHANNON, CO.CLARE, IRELAND							

Figure 6, Generic Molex Ireland Labelling, part numbers and description will vary

REVISION: B	ECR/ECN INFORMATION: EC No: 116930 DATE: 2017/05/17	TITLE: MXMag™ General Market Tray Packaging Specification		SHEET No. 7 of 7
DOCUMENT NUMBER: 934620001 PSK		CREATED / REVISED BY: SMCGREEVY	CHECKED BY: SBRENNAN	APPROVED BY: STGRIFFIN