



FEATURES

- RoHS compliant
- Radial format
- Up to 3.0A lpc
- 1.0 to 470μH
- Low DC resistance
- Compact size
- Supplied in bags of 200
- UL VW-1 rated sleeving
- Backward compatible with Sn/Pb soldering systems
- Custom products available

DESCRIPTION

The 1100R Series is a general purpose range of inductors suitable for low to medium current applications. Their small footprint makes them ideal for high density applications where a chip inductor will not cope with the power requirement.

SELECTION GUIDE

Order Code	Inductance (1 kHz, 0.1V _{AC})	DC Current ¹	DC Resistance
	±10%	Max.	Max.
	μH	A	Ω
11R102C	1.0 ±20%	3.00	0.02
11R152C	1.5 ±20%	2.40	0.03
11R222C	2.2 ±20%	1.90	0.05
11R332C	3.3 ±20%	1.50	0.07
11R472C	4.7 ±20%	1.30	0.09
11R682C	6.8 ±20%	1.10	0.10
11R103C	10	0.95	0.14
11R153C	15	0.80	0.19
11R223C	22	0.65	0.27
11R333C	33	0.55	0.42
11R473C	47	0.50	0.54
11R683C	68	0.40	0.85
11R104C	100	0.35	1.10
11R154C	150	0.30	1.65
11R224C	220	0.24	2.40
11R334C	330	0.19	3.60
11R474C	470	0.14	6.40

ABSOLUTE MAXIMUM RATINGS

Operating free air temperature range	-40°C to +85°C
Storage temperature range	-40°C to 125°C

SOLDERING INFORMATION²

Peak wave solder temperature	260°C for 10 seconds
Pin finish	Bright tin

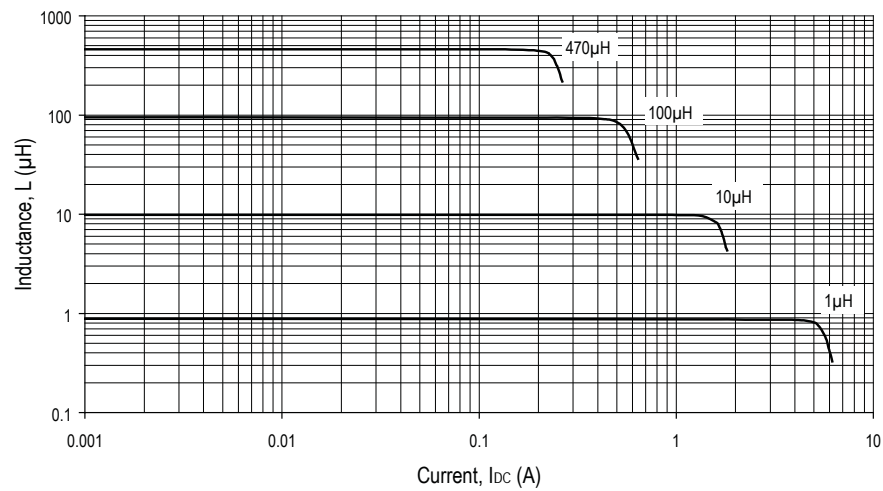
All specifications typical at T_A=25°C

- 1 Maximum DC current occurs when either the inductance falls to 90% of its nominal value or when its temperature rise reaches 30°C, whichever is sooner.
- 2 For further information, please visit www.murata-ps.com/rohs

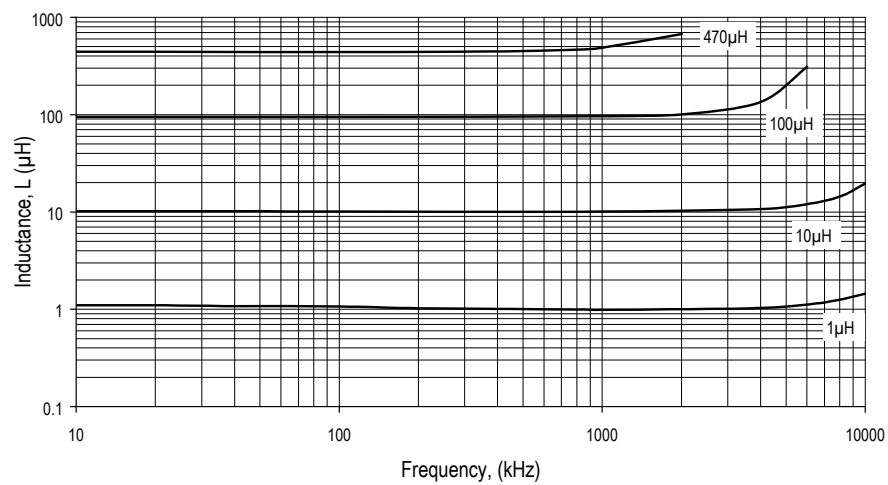


For full details go to
www.murata-ps.com/rohs

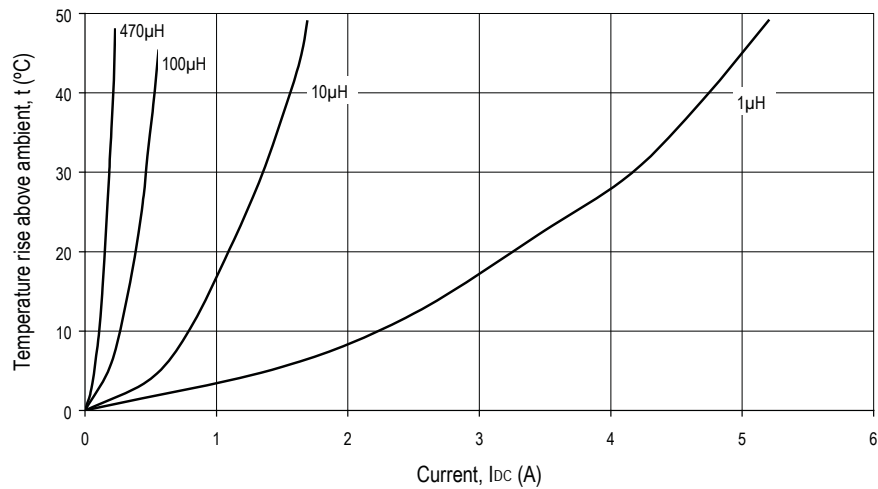
INDUCTANCE Vs CURRENT



INDUCTANCE Vs FREQUENCY

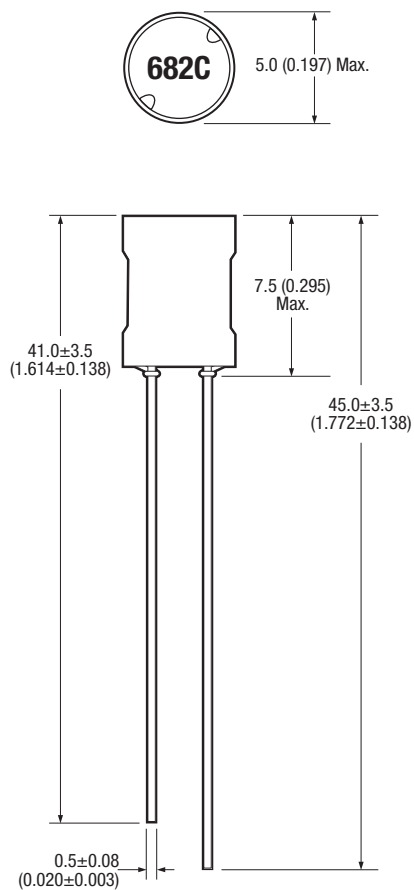


TEMPERATURE Vs CURRENT



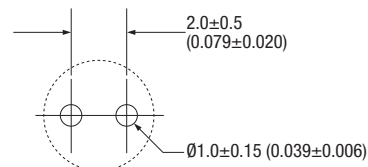
PACKAGE SPECIFICATIONS

MECHANICAL DIMENSIONS



All dimensions in mm (inches). Package weight 0.5g Typ.

RECOMMENDED FOOTPRINT DETAILS



All dimensions in mm (inches)

PACKAGING DETAILS

Supplied in bags (200 pieces per bag)