THIS DRAWING IS UNPUBLISHED. RELEASED FOR PUBLICATION -,- .
© COPYRIGHT - BY TYCO ELECTRONICS CORPORATION. ALL RIGHTS RESERVED.

LOC	DIST
AD	00

REVISIONS

P	LTR	DESCRIPTION	DATE	DWN	APVD
	J1	REVISED PER ECO-09-020774	27AUG09	KK	AEG

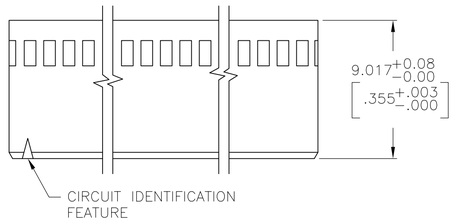

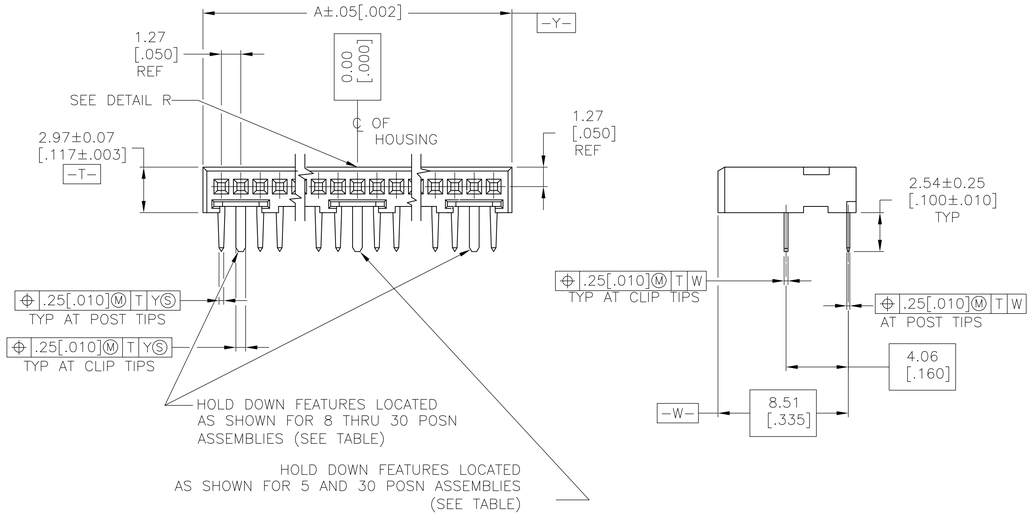

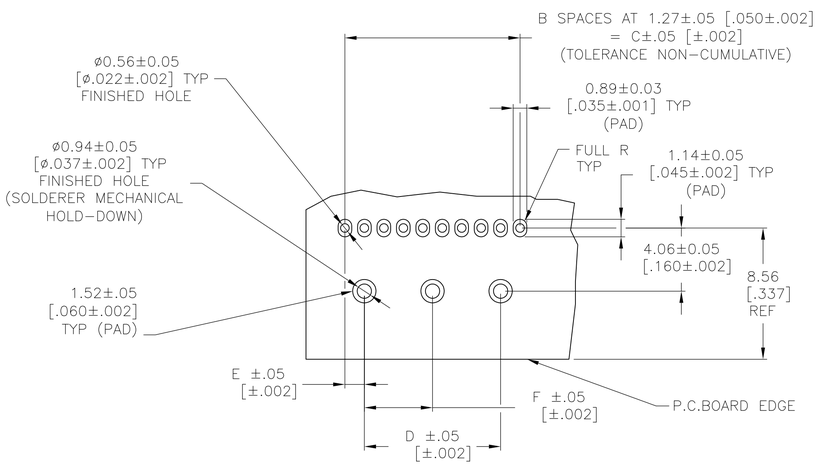

RECOMMENDED HOLE PATTERN

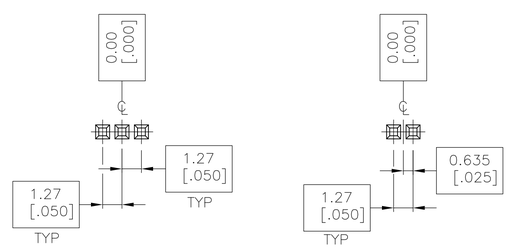

BASIC DIMENSIONS FOR EVEN NO OF SPACES (SEE TABLE)

BASIC DIMENSIONS FOR ODD NO OF SPACES (SEE TABLE)

DETAIL R

1. CONTACT AREA PLATED WITH .000762 [.000030] GOLD; SOLDER TAILS PLATED WITH .000381 [.000150] TIN-LEAD; ALL OVER .001270 [.000050] NICKEL
2. POINT OF MEASUREMENT FOR GOLD THICKNESS IS .76 [.030] FROM MATING END OF CONTACT
3. CONTACT AREA PLATED WITH .000762 [.000030] GOLD; SOLDER TAILS PLATED WITH .000381 [.000150] TIN; ALL OVER .001270 [.000050] NICKEL
4. OBSOLETE PARTS: OBSOLETE CIS STREAMLINING PER D.RENAUD/D.SINISI

	F	E	D	C	B	A	NO OF POSN	PART NUMBER
	– –	2.54 [.100]	– –	5.08 [.200]	4	7.47 [.294]	5	3 5-104196-8
	17.15 [.675]	1.27 [.050]	34.29 [1.350]	36.83 [1.450]	29	39.22 [1.544]	30	3 5-104196-7
	– –	1.27 [.050]	27.94 [1.100]	30.48 [1.200]	24	32.87 [1.294]	25	3 5-104196-6
	– –	1.27 [.050]	21.59 [.850]	24.13 [.950]	19	26.52 [1.044]	20	3 5-104196-5
4 OBSOLETE	– –	1.27 [.050]	15.24 [.600]	17.78 [.700]	14	20.17 [.794]	15	3 5-104196-4
	– –	1.27 [.050]	11.43 [.450]	13.97 [.550]	11	16.36 [.644]	12	3 5-104196-3
	– –	1.27 [.050]	8.89 [.350]	11.43 [.450]	9	13.82 [.544]	10	3 5-104196-2
	– –	– –	– –	– –	_	– –	–	3 5-104196-1
OBSOLETE	– –	2.54 [.100]	– –	5.08 [.200]	4	7.47 [.294]	5	1 104196-8
OBSOLETE	17.15 [.675]	1.27 [.050]	34.29 [1.350]	36.83 [1.450]	29	39.22 [1.544]	30	1 104196-7
OBSOLETE	– –	1.27 [.050]	27.94 [1.100]	30.48 [1.200]	24	32.87 [1.294]	25	1 104196-6
	– –	1.27 [.050]	21.59 [.850]	24.13 [.950]	19	26.52 [1.044]	20	1 104196-5
4 OBSOLETE	– –	1.27 [.050]	15.24 [.600]	17.78 [.700]	14	20.17 [.794]	15	1 104196-4
OBSOLETE	– –	1.27 [.050]	11.43 [.450]	13.97 [.550]	11	16.36 [.644]	12	1 104196-3
4 SUPERSEDED	– –	1.27 [.050]	8.89 [.350]	11.43 [.450]	9	13.82 [.544]	10	1 104196-2
OBSOLETE	– –	– –	– –	– –	_	– –	–	1 104196-1

THIS DRAWING IS A CONTROLLED DOCUMENT.

DIMENSIONS: mm [INCHES]

TOLERANCES UNLESS OTHERWISE SPECIFIED:
0 PLC ± –
1 PLC ± –
2 PLC ± –
3 PLC ± –
4 PLC ± –
ANGLES ± –

MATERIAL: HOUSING: THERMOPLASTIC COLOR: BLACK CONTACT: COPPER ALLOY

FINISH: SEE TABLE 2

DWN D.CLOSUER 10-3-88
CHK T.ZOLA 10-3-88
APVD C.SNYDER 10-3-88

PRODUCT SPEC 108-1093
APPLICATION SPEC 114-25031
WEIGHT –

Tyco Electronics — Tyco Electronics Corporation, Harrisburg, PA 17105-3608

NAME: RECEPTACLE ASSEMBLY, RIGHT ANGLE, SINGLE ROW, AMPMODU® SYSTEM 50

SIZE A1 | CAGE CODE 00779 | DRAWING NO C-104196 | RESTRICTED TO –

CUSTOMER DRAWING | SCALE 5:1 | SHEET 1 OF 1 | REV J1