TDK

Multilayer Chip Band Pass Filters For 5GHz W-LAN

Conformity to RoHS Directive

DEA Series DEA165375BT-2122A1

SHAPES AND DIMENSIONS

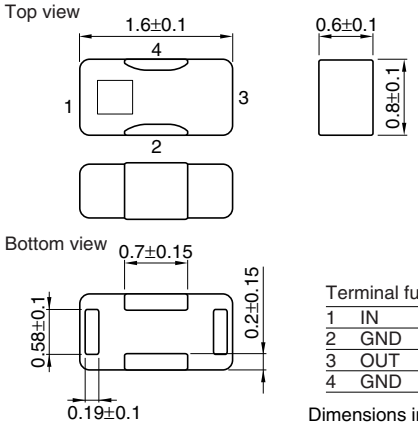

Terminal functions

1	IN
2	GND
3	OUT
4	GND

Dimensions in mm

RECOMMENDED PC BOARD PATTERNS

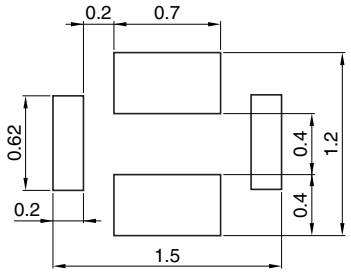

Dimensions in mm

ELECTRICAL CHARACTERISTICS

Item				Minimum value	Typical value	Maximum value
Center frequency		[5375MHz]	(MHz)	—	—	—
Insertion loss	[+25°C]	[4900 to 5149MHz]	(dB)	—	1.1	1.7
		[5150 to 5850MHz]	(dB)	—	1.1	1.5
	[–40 to +85°C]	[4900 to 5149MHz]	(dB)	—	—	2.0
		[5150 to 5850MHz]	(dB)	—	—	1.8
Return loss		[4900 to 5850MHz]	(dB)	10	14	—
Ripple(Pass band)		[4900 to 5850MHz]	(dB)	—	0.2	0.7
Attenuation		[824 to 960MHz]	(dB)	42.5	49	—
		[1570 to 1580MHz]	(dB)	19.5	48	—
		[1710 to 1910MHz]	(dB)	43.5	48	—
		[1920 to 1990MHz]	(dB)	30.5	50	—
		[2110 to 2170MHz]	(dB)	21.5	54	—
		[9800 to 11700MHz]	(dB)	25	38	—
		[14700 to 17550MHz]	(dB)	10	36	—
Temperature range		Operating	(°C)	–40	—	+85
		Storage	(°C)	–40	—	+85

・Ta:+25°C

- Conformity to RoHS Directive: This means that, in conformity with EU Directive 2002/95/EC, lead, cadmium, mercury, hexavalent chromium, and specific bromine-based flame retardants, PBB and PBDE, have not been used, except for exempted applications.

• All specifications are subject to change without notice.

FREQUENCY CHARACTERISTICS

INSERTION LOSS

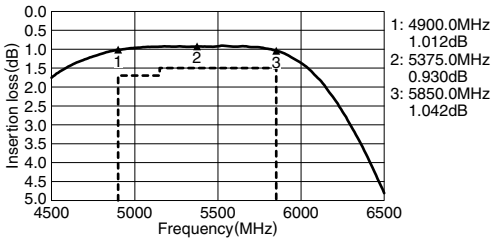

ATTENUATION

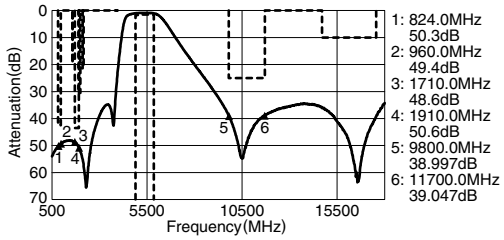

RETURN LOSS

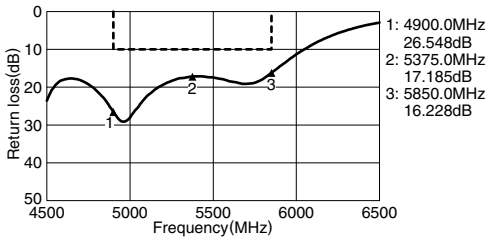
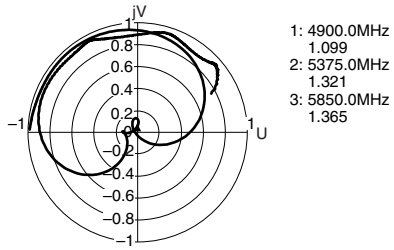
VSWR