

## 83123 Spherical cover 831230 Part number made to order



- IP 66 protection
- Compact dimensions

### Part numbers

|                      | Type                   | Function       | Connections   |
|----------------------|------------------------|----------------|---------------|
| <b>MADE TO ORDER</b> | Spherical cover 831230 | I (changeover) | A05 VVF cable |

### Specifications

#### Electrical characteristics

|                              |    |
|------------------------------|----|
| Rating nominal / 250 VAC (A) | 5  |
| Rating thermal / 250 VAC (A) | 12 |

#### Mechanical characteristics

|                                     |                      |
|-------------------------------------|----------------------|
| Maximum operating force (N)         | 7,5                  |
| Min. Release force (N)              | 1,5                  |
| Maximum total travel force (N)      | 8                    |
| Max. permitted overtravel force (N) | 30                   |
| Operating position (mm)             | 16,5 <sup>+0,5</sup> |
| Maximum differential travel (mm)    | 0,25                 |
| Min. overtravel (mm)                | 0,2                  |
| Ambient operating temperature (°C)  | 0 → +85              |
| Mechanical life (operations)        | 2 x 10 <sup>6</sup>  |
| Contact gap (mm)                    | 0,5                  |
| Weight (g)                          | 50                   |

### Connections

|            |   |
|------------|---|
| Connection | Cable 3 x 0.75 mm <sup>2</sup> in sheath Ø ext. 7.6 mm max.<br>Standard length 0.50 m |
|------------|---|

### Comments

Common (1) : black  
Normally closed (2) : brown  
Normally open (4) : grey

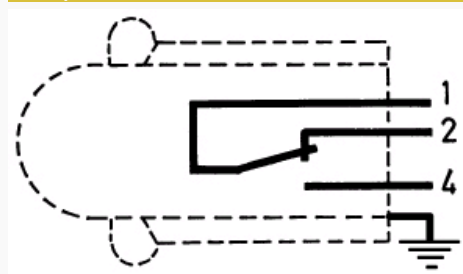
### Additional specifications

#### Components

##### Material

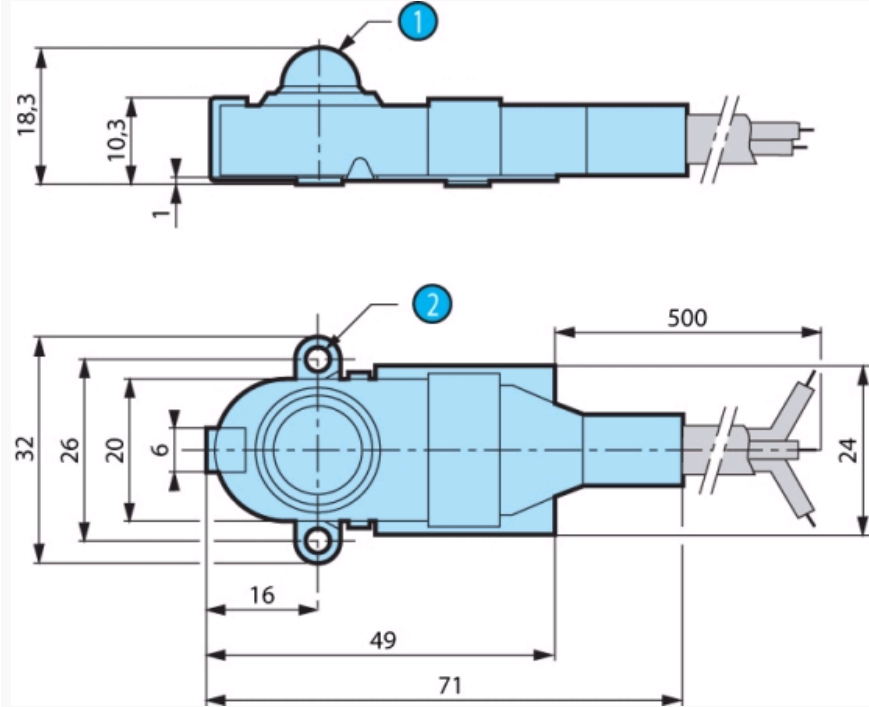
- Casing : nitrile
- Contacts : silver
- Contact holder : polyamide
- Mounting plate : passivated mild steel (zinc)

### Principles



### Dimensions (mm)

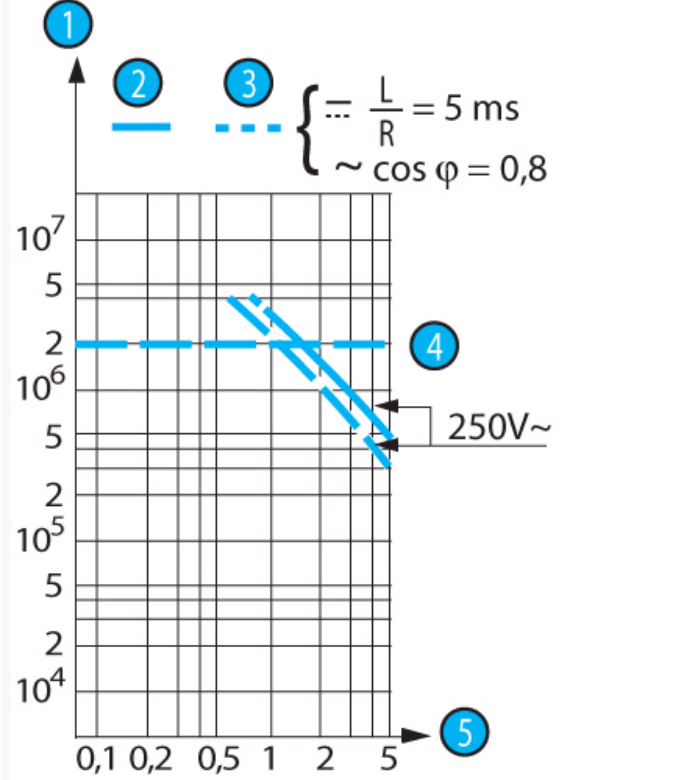
#### Product



| N° | Legend        |
|----|---------------|
| 1  | R6 spherical  |
| 2  | 2 holes Ø 3.2 |

Curves

Operating curve



| N° | Legend           |
|----|------------------|
| 1  | Number of cycles |

|   |                       |
|---|-----------------------|
| 2 | Resistive circuit     |
| 3 | Inductive circuit     |
| 4 | Mechanical life limit |
| 5 | Current in Amps       |

#### Other information

##### Mounting - Operation

In order to comply with basic safety requirements, an insulator must be used if the device is being operated manually.  
One of the fixing holes must be used as a protective earth.

#### Product adaptations



- Special casing, leads, cables for specific environment

# Mouser Electronics

Authorized Distributor

Click to View Pricing, Inventory, Delivery & Lifecycle Information:

Crouzet:

[83123069.RB](#) [83123070.RB](#)