PRODUCT NO	COVER P/N	BASE ASSY P/N	NO. OF POSITION	A	B	C	FINISH
68170-014/014LF	68173-014	68171-014/014LF	14	19.38 /.763	16.51 /.650	15.24 /.600	ALL OVER SnPb / Sn ③
-016/016LF	-016	-016/016LF	16	21.92 /.863	19.05 /.750	17.78 /.700	ALL OVER SnPb / Sn ③
-114/114LF	-014	-114/114LF	14	19.38 /.763	16.51 /.650	15.24 /.600	SELECTIVE GOLD ④
-116/116LF	-016	-116/116LF	16	21.92 /.863	19.05 /.750	17.78 /.700	SELECTIVE GOLD ④
-214/214LF	-014	-214/214LF	14	19.38 /.763	16.51 /.650	15.24 /.600	SELECTIVE GOLD FLASH ⑤
68170-216/216LF	68173-016	67171-216/216LF	16	21.92 /.863	19.05 /.750	17.78 /.700	SELECTIVE GOLD FLASH ⑤

REVISIONS

REV	DESCRIPTION	BY	DATE
C	REVISED AND REDRAWN PER ECR JP562	[illegible]	6-13-88
D	REVISED AND REDRAWN PER N05-0366	DT	12/27/05

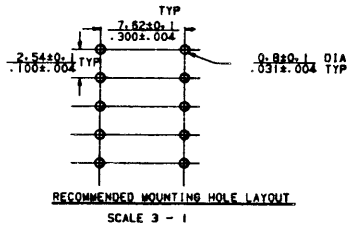



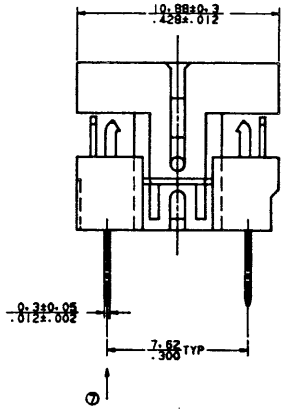

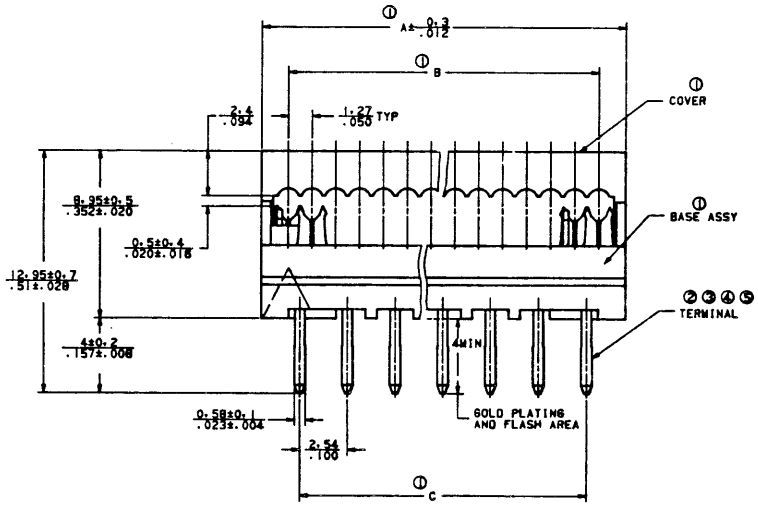

NOTES:

①. SEE TABLE.

②. MATERIAL:
BASE ┐ POLYESTER(PET) GLASS
COVER ┘ 30% FILLED. COLOR: BLUE.
TERMINAL— PHOSPHOR BRONZE.

③. TERMINAL FINISH: 1.27um/50u" min Ni UNDER PLATING.
P/N WITHOUT "LF" SUFFIX: ALL OVER 3.8um/150u" SnPb(93/7) PLATING;
P/N WITH "LF" SUFFIX: ALL OVER 3.8um/150u" MATTE SnPLATING;

④. FINISH:
TERMINAL— SELECTIVE GOLD PLATING 0.25μm(10μin)min.
Ni UNDER PLATING 1.27μm(50μin)min.

⑤. FINISH:
TERMINAL— SELECTIVE GOLD FLASH 0.076μm(3μin)(min)
Ni UNDER PLATING 1.27μm(50μin)min.

6. APPLICABLE SPECIFICATIONS:
PRODUCT SPEC 110-028
CRIMPING (I.D.C) SPEC 100-005.

⑦. CONTACT RETENSION FORCE:
400gf/ea. MIN. AGAINST THIS DIRECTION.

8. THE P/N WITH "LF" SUFFIX IS LEAD FREE PART NUMBER;
9. HE PACKAGING FOR THE LEAD FREE P/N MEETS GS-14-920 SPECIFICATION;
10. FOR LEAD FREE P/N THE PRODUCT MEETS EUROPEAN UNION DIRECTIVES AND OTHER COUNTRY REGULATION AS DESCRIBED IN GS-22-008.
11. FOR LEAD FREE P/N, THE HOUSING WILL WITHSTAND EXPOSURE TO 260 DEGREE C FOR 10 SECONDS IN A WAVE SOLDER APPLICATION.

SHEET INDEX	ISSUE	
	SH NO	1

CUSTOMER COPY

CODE IDENT 22526

DU PONT CONNECTOR SYSTEMS

LEVELS	DO NOT SCALE DRAWING	TOLERANCE UNLESS OTHERWISE NOTED MM/INCH	MATL	DR M. AIKAWA	DATE 11/02/84
	THIRD ANGLE PROJECTION	LINEAR 0.00±0.25/.00±.01 ~~0.000±0.13/.000±.005~~ ~~0.0000±0.051/.0000±.0020~~	SEE NOTE ②	CHK H. SAKAMOTO	11/03/84
TABULATION SHEETS REQUIRED YES / NO	MM / INCH	ANGLES ~~±2°04~~ ±3°	FINISH SEE NOTE ③④⑤	ENGR H. SAKAMOTO	11/03/84
				APPD I. ITO	11/05/84

TITLE QUICKIE MALE DIP CONNECTOR(.300)

SCALE	SIZE	DRW NO	CAD	CUST
5-1	C	68170	SHEET 1 OF 1	