

Bus system connector - SACC-M12MRB-3PL SH PB - 1424697

Please be informed that the data shown in this PDF Document is generated from our Online Catalog. Please find the complete data in the user's documentation. Our General Terms of Use for Downloads are valid
(<http://phoenixcontact.com/download>)



Bus system connector, PROFIBUS DP (12 Mbps), 3-position, shielded, Plug angled M12, B-coded, Push-in connection, knurl material: Zinc die-cast, nickel-plated, external cable diameter 4 mm ... 8 mm


Why buy this product



Quick and easy installation, thanks to Push-in connection technology



Key Commercial Data

Packing unit	1 STK
GTIN	 4 055626 376240
GTIN	4055626376240

Technical data

Dimensions

Diameter housing	19 mm
Length	50 mm
External cable diameter	4 mm ... 8 mm
Stripping length of the sheath	34 mm
Stripping length of the individual wire	6 mm

Ambient conditions

Ambient temperature (operation)	-40 °C ... 85 °C (Plug / socket)
Degree of protection	IP65
	IP67

Bus system connector - SACC-M12MRB-3PL SH PB - 1424697

Technical data

General

Rated current at 40°C	4 A
Rated voltage	60 V DC
	48 V AC
Number of positions	3
Insulation resistance	≥ 100 MΩ
Coding	B-coded
Standards/regulations	M12 connector IEC 61076-2-101
Signal type/category	PROFIBUS DP, 12 Mbps
Status display	No
Overvoltage category	II
Degree of pollution	3
Connection method	Push-in connection
Conductor cross section	0.14 mm² ... 0.75 mm² (without ferrule)
	0.08 mm² ... 0.5 mm² (with ferrule)
	0.14 mm² ... 0.75 mm² (solid)
Conductor cross section AWG	26 ... 18 (without ferrule)
	28 ... 20 (with ferrule)
Insertion/withdrawal cycles	≥ 100
Torque	0.4 Nm (M12 knurl)
	0.8 Nm (Connector with coupling sleeve)
	3 Nm (Pressure nut with coupling sleeve)
Assembly instructions	The connector pin assignment can be rotated 45° to the cable outlet
	The wires can be connected both with ferrules and without ferrules

Material

Flammability rating according to UL 94	V0
Contact material	CuSn
Contact surface material	Ni/Au
Contact carrier material	PA 6.6
Material of grip body	Zinc die-cast, nickel-plated
Material, knurls	Zinc die-cast, nickel-plated
Sealing material	NBR

Standards and Regulations

Standard designation	M12 connector
Standards/regulations	IEC 61076-2-101
Flammability rating according to UL 94	V0

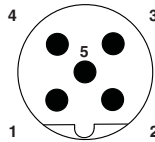
Environmental Product Compliance

China RoHS	Environmentally Friendly Use Period = 50
	For details about hazardous substances go to tab "Downloads", Category "Manufacturer's declaration"

Bus system connector - SACC-M12MRB-3PL SH PB - 1424697

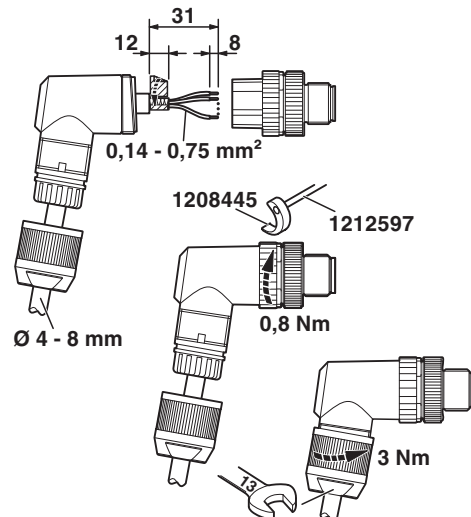
Drawings

Schematic diagram



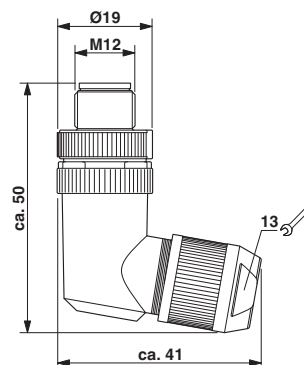
Pin assignment M12 male connector, 5-pos., B-coded, male side

Functional drawing



Slide the pressure nut and sleeve housing along the cable, strip the cable, shorten the shield, strip the single wires, connect the wires, in the case of a straight sleeve housing gently twist the wires together, stick the shielding foil around the shortened shield, in the case of a cable outside diameter < 6 mm stick an additional shielding foil around the wire pack, screw the sleeve housing to the plug insert, screw the pressure nut tight.

Dimensional drawing



Plug M12 SPEEDCON, angled, shielded

Approvals

Approvals

Approvals

EAC

Bus system connector - SACC-M12MRB-3PL SH PB - 1424697

Approvals

Ex Approvals

Approval details

EAC		EAC-Zulassung
-----	---	---------------

Phoenix Contact 2018 © - all rights reserved
<http://www.phoenixcontact.com>

PHOENIX CONTACT GmbH & Co. KG
Flachsmarktstr. 8
32825 Blomberg
Germany
Tel. +49 5235 300
Fax +49 5235 3 41200
<http://www.phoenixcontact.com>