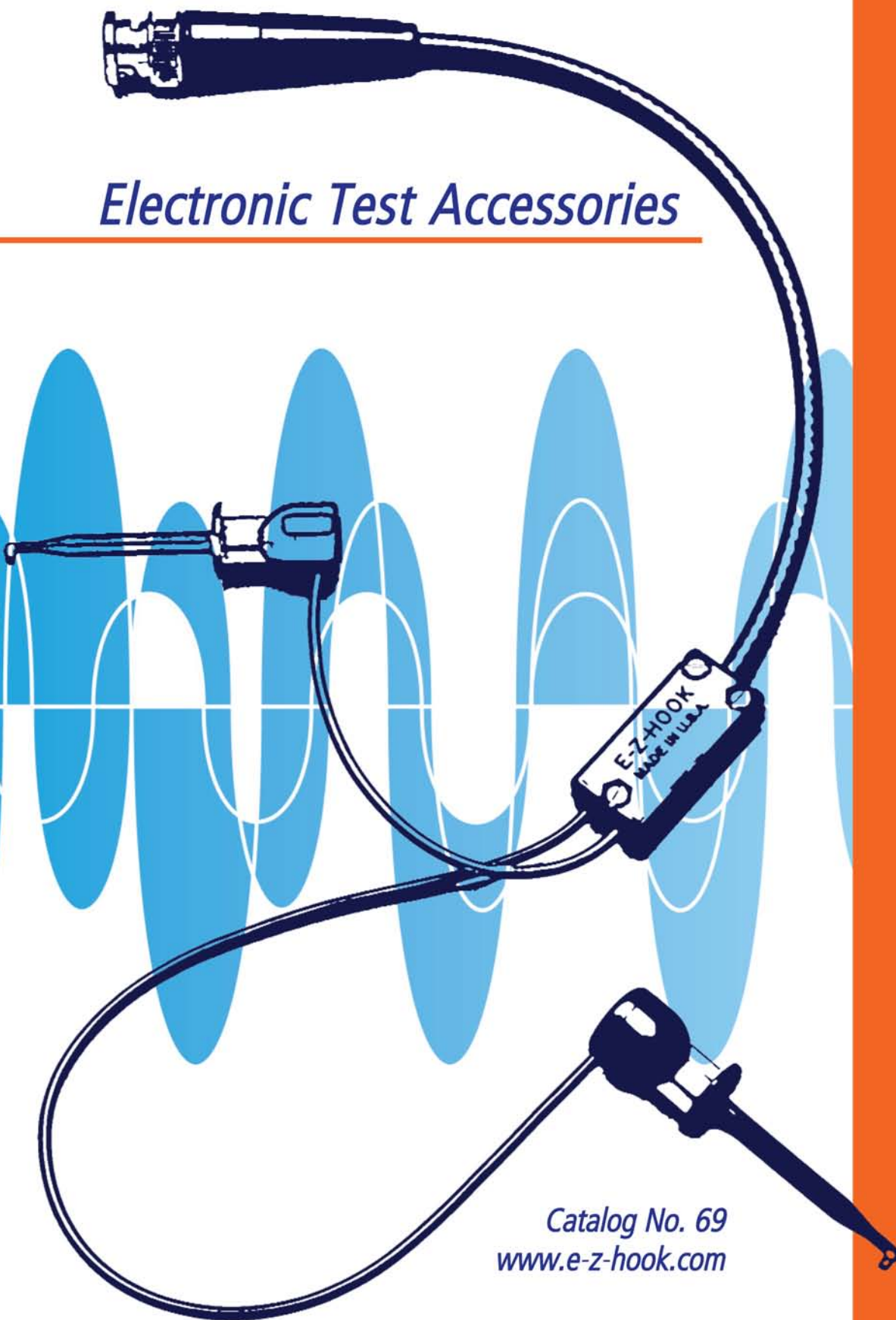


Division of Tektest, Inc.

EZ-HOOK®

Electronic Test Accessories



Catalog No. 69
www.e-z-hook.com

The Impossible Hookers™ for the Best Connections

Table of Contents

Information.....	01	E-Z-Link & Tap-A-Dip.....	57
Lead & Cable Length Information, Ordering		Multi-lead Test Systems.....	58
Information, Field Servicing Information.....	01		
Conversion Tables.....	02		
Hooks.....	03	Connectors & Adapters.....	59
Micro-Hooks		Banana Plugs.....	59
X2015.....	03	Spade Lugs.....	61
P25 & Pico-Hook.....	04	Banana Sockets.....	62
Pico Leads.....	05	Pin Plugs & Sockets.....	63
XM, XG.....	06	Banana & Pin Plug Adapters.....	64
XKM, XK.....	07	Panel Mounts.....	65
Micro-Hook Test Leads.....	08	Quick Disconnect Terminal Adapters.....	67
Mini-Hooks		Harness Board.....	68
X100W.....	12	E-Z-Nailclip Test Terminals & Adapters.....	68
XR.....	13	Harness Board Nails.....	70
XL1.....	14	Harness Board Accessories.....	71
Mini-Hook Test Leads.....	15	Wire & Cable.....	72
Pistol Grip Hooks		Wire.....	72
XP, XPL.....	21	Cable.....	73
Pistol Grip Leads, Hypo-Action Hooks.....	22	Coaxial Connectors.....	74
Macro-Hooks		BNC.....	74
XH, XHL.....	23	SMA.....	77
Macro-Hook Test Leads.....	24	"N" Series.....	78
Insulation-Piercing Hooks		UHF.....	79
XEP, XEPA.....	26	TNC, LOC.....	80
XJ, XJL.....	27	XLR.....	81
XJ, XJL Leads.....	28	Adapters Between Series.....	82
XEL.....	31	Coaxial Cable Assemblies.....	85
XEL Leads.....	32	BNC Coaxial Test Cables.....	85
Probes.....	34	BNC Male Coaxial Test Cables.....	87
Test Probes.....	34	BNC Breakouts.....	89
Test Probe Leads.....	35	Stacking Double Banana Plug Cables.....	94
Long-Handle Probes & Leads.....	37	Bantam Phone Plug Cables.....	96
Probe Accessories.....	39	1/4" Phone Plug Cables.....	98
Variable Spacing Probes.....	40	XLR Cable Assemblies.....	100
Modular Oscilloscope Probes.....	41	Cable Assemblies Between Series.....	103
Monolithic Oscilloscope Probes.....	42	"N" Series Cable Assemblies.....	104
E-Z-Hook Cross Reference Chart.....	43	Assorted Cable Assemblies.....	105
Alligator Clips.....	44	Accessories.....	106
Alligator Clips.....	44	Strain Relief Boots, Y-block, Wall	
Alligator Clip Test Leads.....	46	Brackets, Color Coding Bands,	
Insulation-Piercing Alligator Clips.....	49	E-Z-Light, Vacuum Handling Tool,	
Insulation-Piercing Alligator Clip Test Leads.....	49	PLCC Extraction Tool.....	106-108
Patch Cords & Test Leads.....	52	Kits.....	109
.025" & .030" Socket Patch Cords.....	52	Test Kits.....	109-114
Banana Plug Patch Cords.....	54	ALPHA-NUMERICAL INDEX.....	115
Right Angle Banana Plug Patch Cords.....	55		
Pin Plug Patch Cords.....	56		

E-Z-HOOK®

The Impossible Hookers™

Mission:

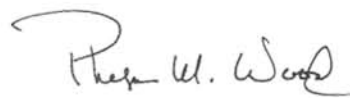
E-Z-Hook is dedicated to providing quality parts, delivered on-time at reasonable prices.

Message from the President:

A privately owned business, E-Z-Hook is devoted to meeting our customers' needs. Our goal is to provide you with the best solutions for your testing problems. In business since 1956, E-Z-Hook invented the original hypo-action test connector to accelerate testing time and assure solid test connections (patent number 2702892). In 1970, business directives were refocused to develop a comprehensive product line of test solutions and accessories.

Today we offer a full line of products ranging from connectors to test leads and cables. E-Z-Hook continues to develop new solutions and offers a broad range of test products across multiple industries. Providing complete customer satisfaction and delivering well designed and manufactured products to the marketplace continues to be our number one focus as a company.

We look forward to working with you.



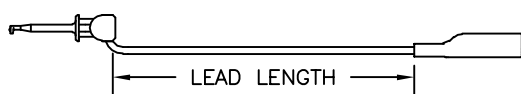
Phelps M. Wood
President



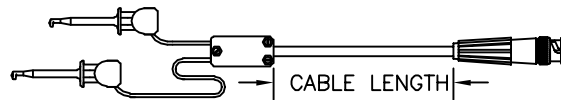
LEAD LENGTH AND CABLE LENGTH INFORMATION

E-Z-Hook offers a selection of standard length test leads, patch cords, and cable assemblies. We also offer custom lengths to fit special requirements.

All length measurements are made in inches, see diagrams below for measuring examples:



Standard lengths in inches for test lead and patch cord assemblies:	
3" (8cm) lead wire	18" (45cm)
4" (10cm) lead wire	24" (60cm)
6" (15cm)	36" (90cm)
8" (20cm)	48" (120cm)
12" (30cm)	60" (150cm)



Standard lengths in inches for cable assemblies:	
6" (15cm)	30" (75cm)
12" (30cm)	36" (90cm)
18" (45cm)	48" (120cm)
24" (60cm)	60" (150cm)
*longer lengths available	

COLOR & SET ORDERING INFORMATION

There are a many different color options when ordering E-Z-Hook parts. Please refer to the chart to the right for set information.

Standard Colors: Black, brown, red, orange, yellow, green, blue, violet, gray, and white.

Kilo-Colors: See inside back cover.

SETS & CUSTOM COLOR

Standard Sets:

R/B = 1 red, 1 black
S = 1 each of 10 colors
S(color) = 10 of one color
S14 = Set of 10 solid, plus 4 kilo color*
S16 = Set of 10 solid, plus 6 kilo color*
(Ex. 204-12W-S or 204-12W-R/B)

Muti-color Unit:

*Kilo-Color offers 1000 different color combination choices. See Kilo-Color info on inside back cover.

HOW TO ORDER TEST LEADS & CABLE ASSEMBLIES

Ordering E-Z-Hook test leads and cable assemblies is E-Z. Select the part number supplied in the product section, then select your lead or cable length and color. Example: 704XR-18-RED (Part No.-Length-Color). Variations of each hook may be ordered in place of the standard hook. Ordering information is provided at the beginning of each section.

FIELD SERVICING INFORMATION

Most hooks are designed to be field serviceable. To replace a lead wire, pull on the plunger until it slips free of the body. Strip lead wire $\frac{3}{4}$ " (19mm), feed wire through plunger and wrap around terminal as shown in figure 1. Solder and cut off excess wire at solder point. Reassemble part, making sure the terminal and nylon fins enter their respective grooves. Keep slack in lead wire pulled out while assembling to prevent binding.



NOTE: To disassemble XM Micro-Hook connectors or leads, actuate plunger to expose hook and grasp behind hook with long nose pliers before pulling plunger off. *Failure to do so will result in damage to part.*

CAN'T FIND WHAT YOU'RE LOOKING FOR? NO PROBLEM!

If you cannot find what you are looking for or require precise details, please don't hesitate to contact us. Custom is standard at E-Z-Hook, and our Engineering Department is always happy to work with your specific needs.

CONTACTING E-Z-HOOK

For ordering, engineering, or custom questions please contact us toll free at 1-(800)-995-HOOK (4665), by fax (626) 446-0972, or reach us via e-mail at info@e-z-hook.com.

E-Z-HOOK CONVERSION TABLES

WIRE GAUGE TABLE

AWG	Diameter, mils,d	Area, circular mils, d2	AWG	Diameter, mils, d	Area, circular mils, d2	AWG	Diameter, mils,d	Area, circular mils, d2
0000	460.00	211,600	12	80.808	6,529.9	27	14.195	201.50
000	409.64	167,805	13	71.961	5,178.4	28	12.641	159.79
00	364.80	133,079	14	64.084	4,106.8	29	11.257	126.72
0	324.86	105,534	15	57.068	3,256.8	30	10.025	100.50
1	289.30	83,694	16	50.820	2,582.7	31	8.928	79.71
2	257.63	66,373	17	45.257	2,048.2	32	7.950	63.20
3	229.42	52,634	18	40.303	1,624.3	33	7.080	50.13
4	204.31	41,743	19	35.890	1,288.1	34	6.305	39.75
5	181.94	33,102	20	31.961	1,021.5	35	5.615	31.53
6	162.02	26,250	21	28.465	810.10	36	5.000	25.00
7	144.28	20,817	22	25.347	642.47	37	4.453	19.83
8	129.49	16,768	23	22.571	509.45	38	3.965	15.72
9	114.43	13,094	24	20.100	404.01	39	3.531	12.47
10	101.89	10,382	25	17.900	320.41	40	3.145	9.89
11	90.742	8,234.1	26	15.940	254.08			

METRIC EQUIVALENT TABLE

Frac.	Inches	mm	Frac.	Inches	mm	Frac.	Inches	mm	Frac.	Inches	mm	Frac.	Inches	mm
	.01	.254		.17	4.318		.39	9.906		.60	15.240	13/16	.8125	20.637
1/64	.01563	.397	11/64	.17188	4.366	25/64	.39063	9.922	39/64	.60939	15.478		.82	20.828
	.02	.508		.18	4.572		.40	10.160		.61	15.494	53/64	.82813	21.034
	.025	.635	3/16	.1875	4.762	13/32	.40625	10.319		.62	15.748		.83	21.082
	.03	.762		.19	4.862		.41	10.414	5/8	.625	15.875		.84	21.336
1/32	.03125	.794		.20	5.080		.42	10.668		.63	16.002	27/32	.84375	21.431
	.035	.889	13/64	.20313	5.159	27/64	.42188	10.716		.64	16.256		.85	21.590
	.04	1.016		.21	5.334		.43	10.922	41/64	.64063	16.272	55/64	.85938	21.828
	.045	1.143	7/32	.21875	5.556	7/16	.4375	11.113		.65	16.510		.86	21.844
3/64	.04688	1.191		.22	5.588		.44	11.176	21/32	.65625	16.669		.87	22.098
	.05	1.270		.23	5.842		.45	11.430		.66	16.764	7/8	.875	22.225
	.055	1.397	15/64	.23438	5.953	29/64	.45313	11.509		.67	17.018		.88	22.352
	.06	1.524		.24	6.096		.46	11.684	43/64	.67188	17.065		.89	22.606
1/16	.0625	1.587	1/4	.250	6.35	15/32	.46875	11.906		.68	17.272	57/64	.89063	22.622
	.065	1.651		.26	6.604		.47	11.939		.6875	17.462		.90	22.860
	.07	1.778	17/64	.26563	6.747		.48	12.192	11/16	.69	17.526	29/32	.90625	23.019
	.075	1.905		.27	6.858	31/64	.48438	12.303		.70	17.780		.91	23.114
5/64	.07813	1.964		.28	7.112		.49	12.446	45/64	.70313	17.859		.92	23.368
	.08	2.032	9/32	.28125	7.144	1/2	.50	12.700		.71	18.034	59/64	.92188	23.415
	.085	2.159		.29	7.366		.51	12.954	23/32	.71875	18.256		.93	23.622
	.09	2.286	19/64	.29688	7.541	33/64	.51563	13.097		.72	18.288	15/16	.9375	23.812
3/32	.09375	2.381		.30	7.620		.52	13.208		.73	18.542		.94	23.876
	.095	2.413	5/16	.3125	7.937		.53	13.462	47/64	.73438	18.653		.95	24.130
	.10	2.540		.32	8.128	17/32	.53125	13.494		.74	18.796	61/64	.95313	24.209
7/64	.10938	2.778	21/64	.32813	8.334		.54	13.716	3/4	.750	19.050		.96	24.383
	.11	2.794		.33	8.382	35/64	.54688	13.890		.76	19.304	31/32	.96875	24.608
	.12	3.048		.34	8.636		.55	13.970	49/64	.76563	19.447		.97	24.638
1/8	.125	3.175	11/32	.34375	8.731		.56	14.224		.77	19.558		.98	24.892
	.13	3.302		.35	8.890	9/16	.5625	14.287		.78	19.812	63/64	.98438	25.006
	.14	3.556	23/64	.35938	9.128		.57	14.478	25/32	.78125	19.844		.99	25.146
9/64	.14063	3.572		.36	9.144	37/64	.57813	14.684		.79	20.066	1.00	1.000	25.400
	.15	3.810		.37	9.398		.58	14.732	51/64	.79688	20.240			
5/32	.15625	3.969	3/8	.375	9.525		.59	14.986		.80	20.320			
	.16	4.064		.38	9.562	19/32	.59375	15.081		.81	20.574			

E-Z-MICRO-HOOK : X2015

Part Number	Description
X2015	Micro Double Hook

Standard Model Construction:

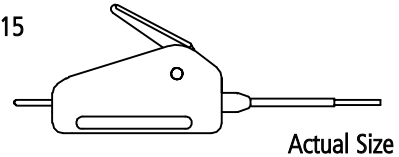
All molded plastic parts are durable nylon. Double contact hooks, extension tubes and return spring are all made of stainless steel. Extension tubes are fully insulated. The .030" diameter contact pin is gold plated nickel copper. Pin permits connection to any .030" diameter socket.

Colors: Available in 10 colors. See inside back cover for details.

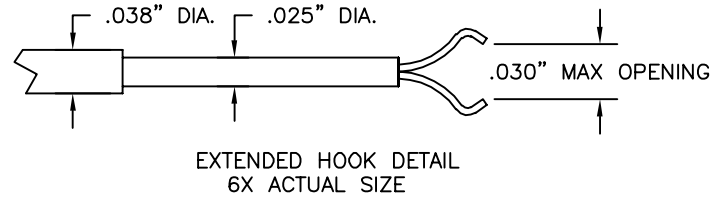
Features:

- Designed for use with surface mount devices or where connection point is small
- Double hook connects to items of .025" (.635mm) lead spacing or greater
- Hooks and .030" pin plug are directly connected to ensure accurate reading. No sliding contact points
- Design allows for easy connection in tight space
- Insulated shaft allows for simultaneous side by side connections


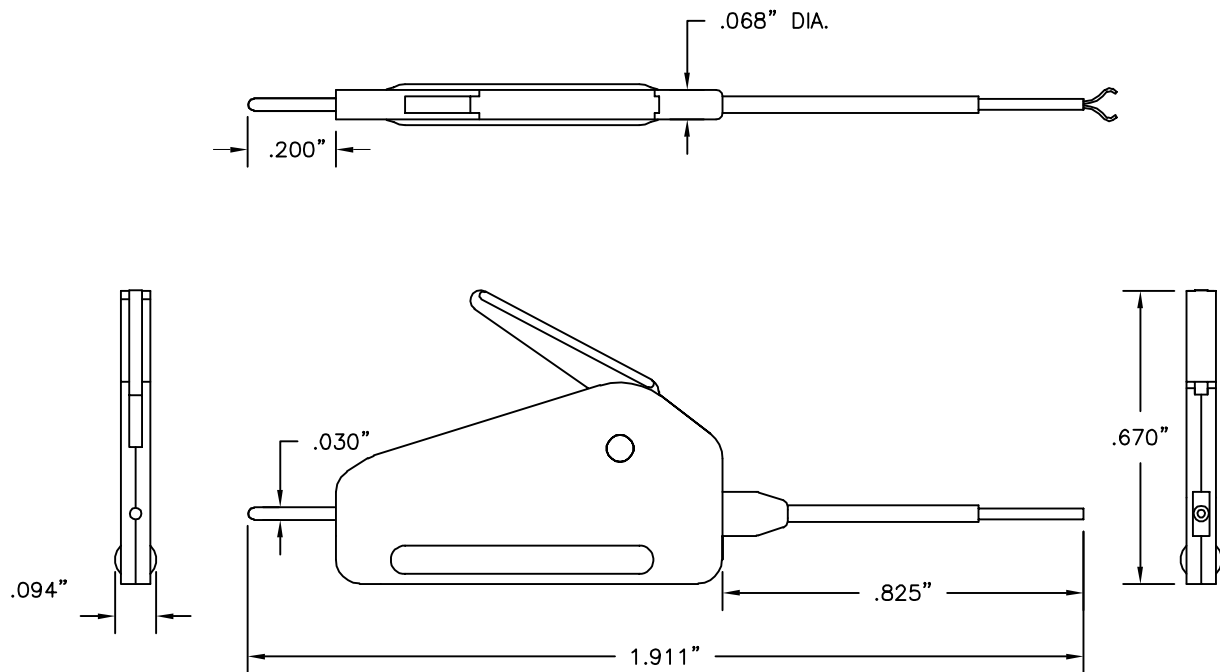
X2015



Actual Size



E-Z-Hook lead options: Use with .030" socket patch cords on pages 52-53.



E-Z-MICRO-HOOK: P25 & PICO-HOOK

P25 WITH .025" SQUARE PIN

Part Number	Description
P25-(color)	Pico-Hook with .025" Square Pin, Gold Plated

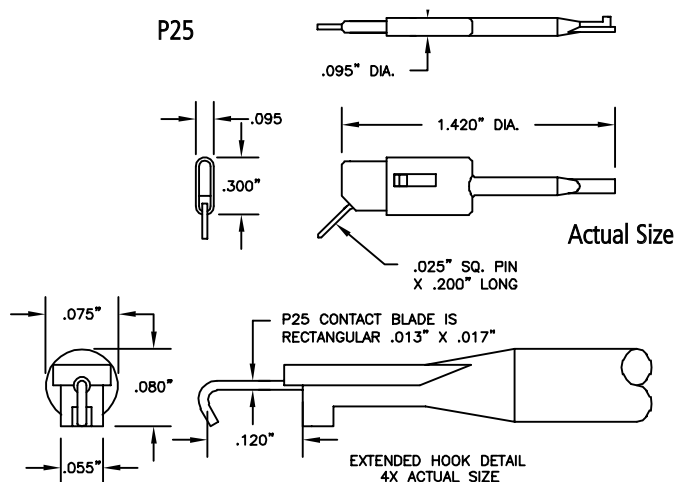
Standard model construction:

Durable plastic body and plunger. A one-piece, gold-plated beryllium copper blade, forms hook, conductor, and .025" square pin. The hook is designed for connection to components with a maximum diameter of .025". Stainless steel compression spring provides approx. 8 oz (227 grams) of contact pressure. The post is designed for easy snap-on connection to .025" (.635mm) square or .030" (.762mm) diameter patch cords.

Colors: Available in 10 colors. See inside back cover for details.

E-Z-Hook lead options: Use with .025" or .030" socket patch cords on pages 52-53.

The P25/PICO-HOOK is designed specifically for narrow test contact areas. An ultra-thin blade and housing allows connector stacking and easier access.



P25 STAINLESS STEEL



Part Number	Description
P25SS-(color)	Pico-Hook with .025" Square Pin

Construction: Identical to standard P25 model except the P25SS has a stainless steel contact blade.

P25 NON-MAGNETIC

Part Number	Description
P25-NM-(color)	Non-Magnetic, Square Hole Tip

Construction: Identical to standard P25 model, except spring is non-magnetic.


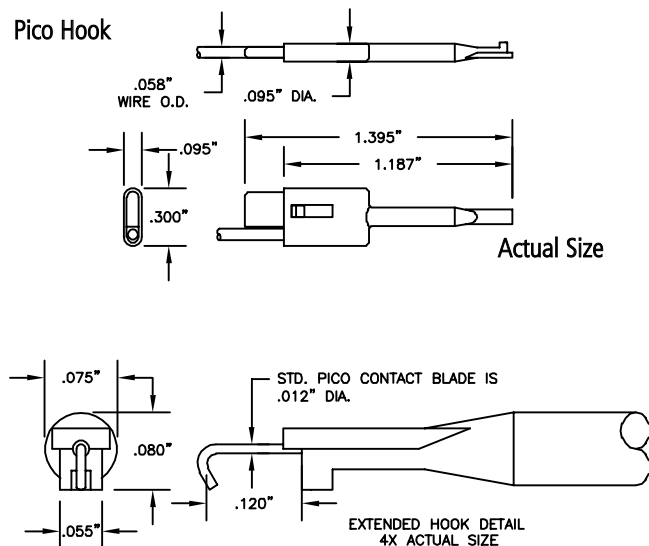


PICO-HOOK™

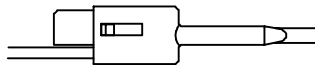
The pico hook is only available with factory installed lead

Construction: Identical to standard P25 model except for blade thickness (see diagrams) and the .025" square pin is replaced with a factory installed lead. The maximum wire size is 24 AWG with .060" diameter insulation.

Pico Hook



E-Z-PICO-HOOK™ TEST LEADS



MODEL PICO

AVAILABLE IN THE FOLLOWING TEST LEAD COMBINATIONS

Additional lead lengths, wire types, and custom leads are available upon request.

Standard wire for the following leads is 28 AWG PVC or 24 AWG Teflon.

Standard lengths include:

3"	8cm	18"	45cm
6"	15cm	24"	60cm
12"	30cm	36"	90cm

COLOR CHART	
Black	Green
Brown	Blue
Red	Violet
Orange	Gray
Yellow	White

SETS & CUSTOM COLOR

Standard Sets:

R/B = 1 red, 1 black

S = 1 each of 10 colors

S(color) = 10 of one color

(Ex. P713-18-R/B)

Muti-color Unit:

*See Kilo-Color Info on inside back cover.

PLEASE SPECIFY LENGTH IN INCHES WHEN ORDERING

Ordering information:

PART NO. - WIRE LENGTH - COLOR (Example: P713-12-RED)


Test leads available in the above colors.

HOOKS

PICO-HOOK TO PICO-HOOK JUMPER

28 AWG PVC WIRE

Hook Model	Part Number
Pico Hook	P704 -(length)-(color)



24 AWG TEFLON WIRE

Hook Model	Part Number
Pico Hook	P304 -(length)-(color)

PICO-HOOK: See basic Pico Hook.

PICO-HOOK TO LEAD ONLY

28 AWG PVC WIRE

Hook Model	Part Number
Pico Hook	P713 -(length)-(color)



24 AWG TEFLON WIRE


Hook Model	Part Number
Pico Hook	P313 -(length)-(color)

PICO-HOOK: See basic Pico Hook.

PICO-HOOK TO .025 SQUARE PIN (MALE)

28 AWG PVC WIRE

Hook Model	Part Number
Pico Hook	P730 -(length)-(color)



24 AWG TEFLON WIRE

Hook Model	Part Number
Pico Hook	P330 -(length)-(color)

PICO-HOOK: See basic Pico Hook.

.025" (.635mm) SQUARE PIN PLUG: See Part No. 9265-HS.

PICO-HOOK TO .025" SQUARE SOCKET (FEMALE)

28 AWG PVC WIRE

Hook Model	Part Number
Pico Hook	P703 -(length)-(color)



24 AWG TEFLON WIRE

Hook Model	Part Number
Pico Hook	P303 -(length)-(color)

PICO-HOOK: See basic Pico Hook.

.025" (.635mm) SQUARE SOCKET: See Part No. 9205-HS.

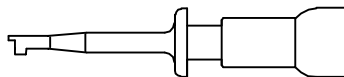
E-Z MICRO-HOOK: XM

Part Number	Description
XM-(color)	Micro-Hook Test Connector

Construction: One-piece beryllium copper, gold-plated conductor and hook. Made for connections over component leads up to .025" (.635mm) diameter. Durable nylon body and plunger. Stainless steel compression coil spring provides approximately 8 ounces (227 grams) contact pressure. Part is field serviceable (see page 1).

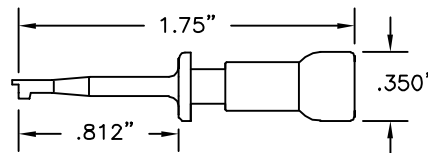
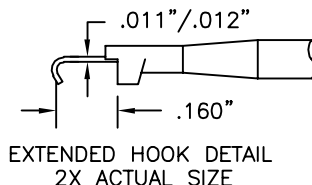
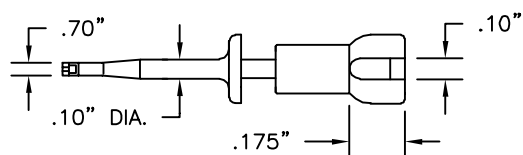
Colors: Available in 10 colors. See inside back cover for details.

XM



Actual Size

The XM Micro-Hook is designed for use where weight and leverage may damage components. Its lightweight body (less than 1 gram) and hypo-action easily allows for direct hook up to delicate wires and components. Insulation to a single contact point assures accurate readings and the barrier on the tip prevents shorting between components.



XM NON-MAGNETIC

Part Number	Description
XM-NM-(color)	Non-Magnetic, Micro-Hook

Construction: Identical to standard XM model except spring is non-magnetic.

Note: Add -NM after part number to indicate non-magnetic XM hook. (ex. XM-NM-color).

XM HIGH TEMPERATURE

Part Number	Description
XM-X-(color)	High Temperature Micro-Hook

Construction: Identical to standard XM model except body and plunger are molded of mineral reinforced nylon for maximum temperature of 150°C (300°F) over short time cycles. Over extended time periods, maximum temperature is 122°C (250°F). Resistant to a wide variety of oils, solvents and chemicals.

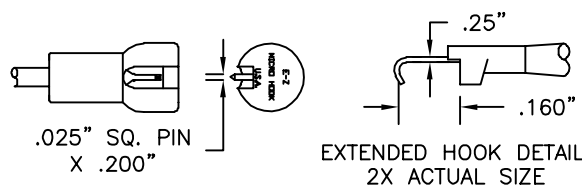
Colors: Black and white.

XM MICRO HOOK WITH .025" SQUARE PIN

Part Number	Description
XM25-(color)	XM with .025" Square Pin

Construction: Identical to standard XM model except a one-piece gold-plated beryllium copper blade forms hook, conductor and .025" (.635mm) square pin. Pin is accessible through lead exit slot in plunger and permits connection to .025" square or .030" round sockets.

E-Z-Hook lead options: Use with .025" or .030" socket patch cords on pages 52-53.



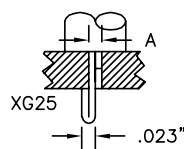
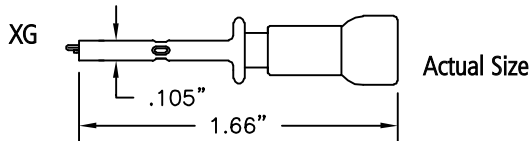
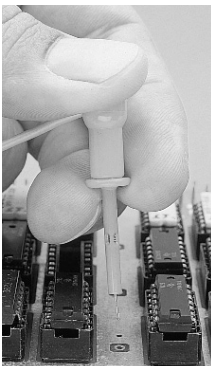
XM MICRO HOOK WITH .025" SQUARE PIN, STAINLESS STEEL

Part Number	Description
XM25SS-(color)	XM with .025" Square Pin, Stainless Steel

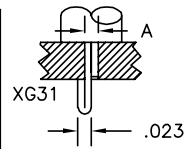
Construction: Identical to XM25 model except blade is stainless steel.

E-Z MICRO-LOCK HOOK: XG

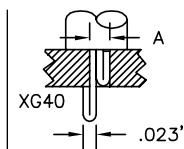
Part Number	For PC Board Hole Diameters	Dimensions A
XG25-(color)	.025" (.635mm)	.023"
	.027" (.686mm)	(.584mm)
XG31-(color)	.031" (.787mm)	.028"
	.033" (.838mm)	(.711mm)
XG40-(color)	.040" (1.016mm)	.034"
	.042" (1.066mm)	(.863mm)



Fits diameters
.025" (.635mm) to
.027" (.638mm)



Fits diameters
.031" (.787mm) to
.033" (.838mm)



Fits diameters
.040" (1.016mm) to
.042" (1.066mm)

Construction: One-piece beryllium copper, gold-plated conductor and closed-design hook in 3 sizes to fit specific PC board holes. See part number box above. Durable nylon body and plunger. Stainless steel compression coil spring provides approximately 8 ounces (227 grams) contact pressure.

Colors: Available in 10 colors. See inside back cover for details.

The E-Z-Micro-Lock XG series test connectors are designed to slip into plated-through PC board test point holes and lock onto the board freeing your hands and providing a safe, sure, short-free test connection. Available in 3 sizes to fit holes ranging from .025" (.635mm) to .042" (1.066mm) diameters.

E-Z MICRO-HOOK: XKM DOUBLE GRIPPER

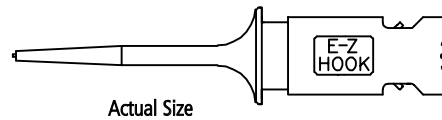
Part Number	Description
XKM-(color)	E-Z-Micro Double Gripper

Standard construction:

Body and plunger are molded in durable nylon. Contact blade is made of stainless steel. Blade is formed into two hooks and two .025" square pins. Square pins exit plunger on either side and permit connection to .025" square or .030" diameter sockets. Compression spring is made of stainless steel.

Colors: Available in 10 standard colors. See inside back cover for details.


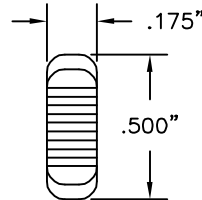
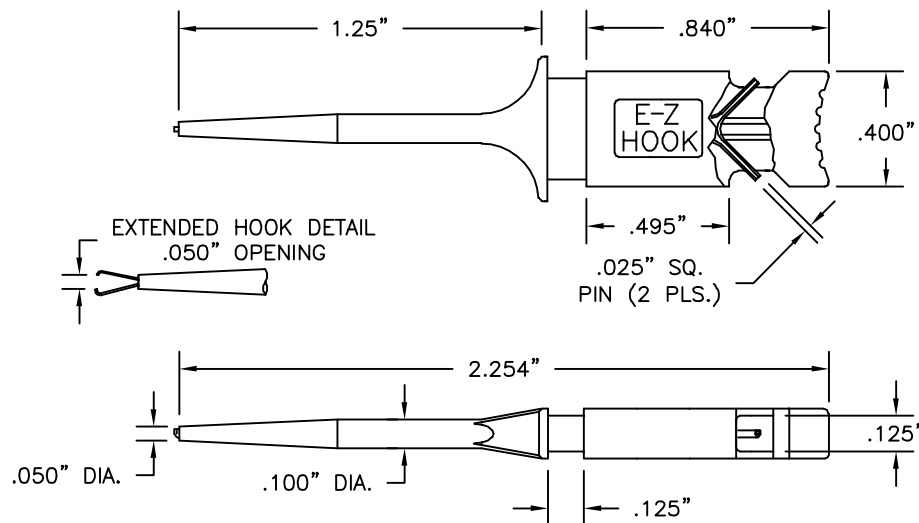
XKM



Actual Size

The double gripper is designed for hard to make test connections of varying sizes and shapes. The double hooks assure a solid contact with easy-to-use spring loaded design. The narrow nose configuration is ideal for side-by-side stacking of the test connectors.

E-Z-Hook lead options: Use with .025" or .030" socket patch cords on pages 52-53.



E-Z MICRO-HOOK: XK DOUBLE GRIPPER

The double gripper is designed for hard to make test connections of varying sizes and shapes. The narrow configuration allows stacking of the test connectors side by side for high density IC packages.

Part Number	Description
XK-(color)	Micro-Hook Double Gripper

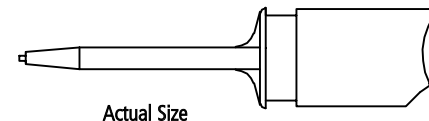
Standard Model Construction:

Durable nylon body and plunger. Two contact blades of gold-plated stainless steel are connected directly to lead wire. The two blades are retracted by a single stainless steel compression spring. All XKs purchased with factory installed leads (ex. AXK, 213XK) are made with stainless steel blades.

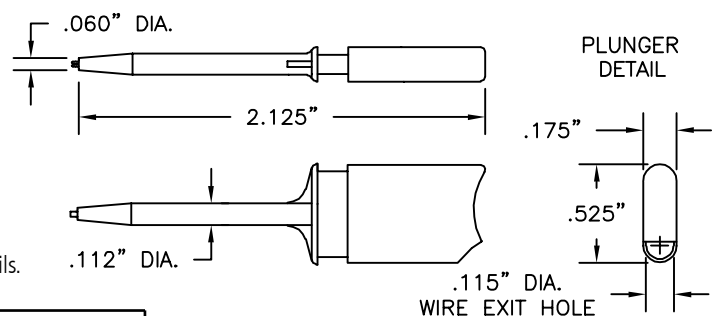
Part is field serviceable (see page 1).

Colors: Available in 10 standard colors. See inside back cover for details.

XK



Actual Size



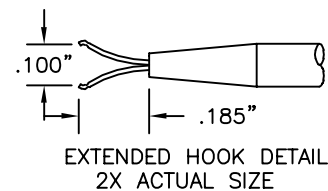
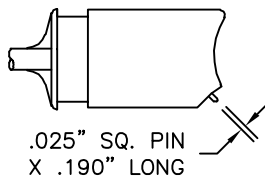
XK25SS MICRO-HOOK DOUBLE GRIPPER WITH .025" SQUARE PIN

Part Number	Description
XK25SS-(color)	XK with .025" Square Pin

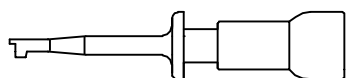
Construction:

Identical to standard XK model except a .025" square post is accessible through lead exit hole in plunger. Post is designed for easy snap-on connection to .025" (.635mm) square or .030" (.762mm) diameter patch cords.

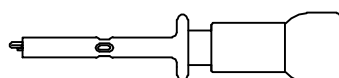
E-Z-Hook lead options: Use with .025" or .030" socket patch cords on pages 52-53.



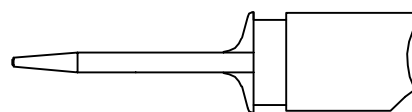
E-Z-MICRO-HOOK TEST LEADS: XM, XG & XK



MODEL XM



MODEL XG (Select XG25, XG31 or XG40)



MODEL XK

ALL MODELS AVAILABLE IN THE FOLLOWING TEST LEAD COMBINATIONS

Additional lead lengths, wire types, and custom leads are available upon request.

Standard wire for the following leads is 22 AWG PVC or 22 AWG coil cord, unless otherwise specified.

PLEASE SPECIFY LENGTH IN INCHES WHEN ORDERING

Standard lengths include:

3"	8cm	24"	60cm
6"	15cm	36"	90cm
12"	30cm	48"	120cm
18"	45cm	60"	150cm
48" Coil Cord			

COLOR CHART	
Black	Green
Brown	Blue
Red	Violet
Orange	Gray
Yellow	White

Test leads available in the above colors.

SETS & CUSTOM COLOR

Standard Sets:

R/B = 1 red, 1 black
 S = 1 each of 10 colors
 S(color) = 10 of one color
 S14 = Set of 10 solid, 4 kilo color*
 S16 = Set of 10 solid, 6 kilo color*
 (Ex. 204XM-12-S or 204XM-12-R/B)

Multi-color Unit:

*See Kilo-Color Info on inside back cover.

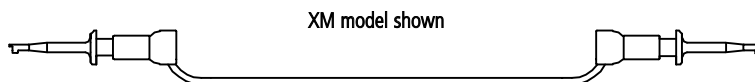
Ordering information:

PART NO. - WIRE LENGTH - COLOR (Example: 204XM-12-RED)

MICRO-HOOK TO MICRO-HOOK JUMPER

22 AWG PVC WIRE

Hook Model	Part Number
XM	204XM-(length)-(color)
XK	204XK-(length)-(color)
XG (25,31,or 40)	204XG25-(length)-(color)
Coil cord, add C after part no. (Ex. 204XMC)	



MICRO-HOOK: See selected model style.

28 AWG PVC WIRE

Hook Model	Part Number
XM	704XM-(length)-(color)
XK	704XK-(length)-(color)
XG (25,31,or 40)	704XG25-(length)-(color)

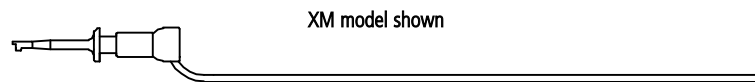
24 AWG TEFLON WIRE

Hook Model	Part Number
XM	304XM-(length)-(color)
XK	304XK-(length)-(color)
XG (25,31,or 40)	304XG25-(length)-(color)

MICRO-HOOK TO LEAD ONLY . . . NO INTERFACE

22 AWG PVC WIRE

Hook Model	Part Number
XM	213XM-(length)-(color)
XK	213XK-(length)-(color)
XG (25,31,or 40)	213XG25-(length)-(color)
Coil cord, add C after part no. (Ex. 213XMC)	



MICRO-HOOK: See selected model style.

28 AWG PVC WIRE

Hook Model	Part Number
XM	713XM-(length)-(color)
XK	713XK-(length)-(color)
XG (25,31,or 40)	713XG25-(length)-(color)

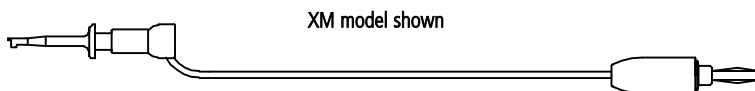
24 AWG TEFLON WIRE

Hook Model	Part Number
XM	313XM-(length)-(color)
XK	313XK-(length)-(color)
XG (25,31,or 40)	313XG25-(length)-(color)

MICRO-HOOK TO STANDARD BANANA PLUG

22 AWG PVC WIRE

Hook Model	Part Number
XM	BXM-(length)-(color)
XK	BXK-(length)-(color)
XG (25,31,or 40)	BXG25-(length)-(color)
Coil cord, add C after part no. (Ex. BXMC)	



MICRO-HOOK: See selected model style.

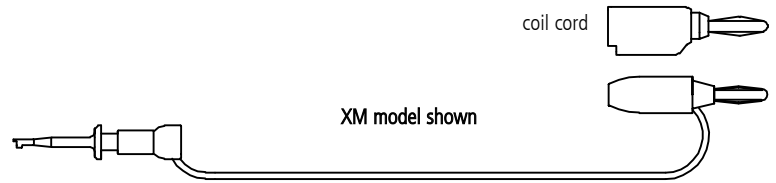
STANDARD BANANA PLUG: See Part No. 9202.

E-Z-MICRO-HOOK TEST LEADS

MICRO-HOOK TO STACKING BANANA PLUG

22 AWG PVC WIRE

Hook Model	Part Number
XM	201XM-(length)-(color)
XK	201XK-(length)-(color)
XG (25,31,or 40)	201XG25-(length)-(color)
Coil cord, add C after part no. (Ex. 201XMC)	



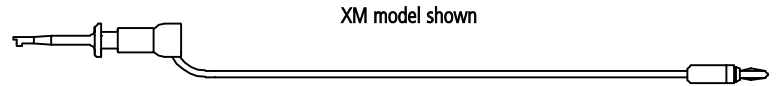
MICRO-HOOK: See selected model style.

STACKING BANANA PLUG: See Part No. 9203 for 22 awg and part no. 9260 for coil cord

MICRO-HOOK TO MINIATURE BANANA PLUG

22 AWG PVC WIRE

Hook Model	Part Number
XM	CXM-(length)-(color)
XK	CXK-(length)-(color)
XG (25,31,or 40)	CXG25-(length)-(color)
Coil cord, add C after part no. (Ex. CXMC)	



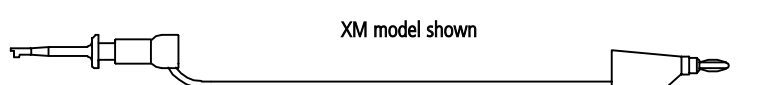
MICRO-HOOK: See selected model style.

STANDARD BANANA PLUG: See Part No. 9213.

MICRO-HOOK TO STACKING MINIATURE BANANA PLUG

22 AWG PVC WIRE

Hook Model	Part Number
XM	216XM-(length)-(color)
XK	216XK-(length)-(color)
XG (25,31,or 40)	216XG25-(length)-(color)
Coil cord, add C after part no. (Ex. 216XMC)	



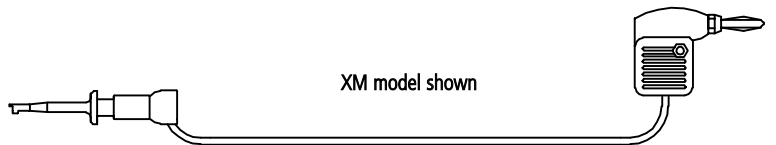
MICRO-HOOK: See selected model style.

STACKING MINI BANANA PLUG: See Part No. 9261.

MICRO-HOOK TO METER BANANA PLUG

22 AWG PVC WIRE

Hook Model	Part Number
XM	205XM-(length)-(color)
XK	205XK-(length)-(color)
XG (25,31,or 40)	205XG25-(length)-(color)
Coil cord, add C after part no. (Ex. 205XMC)	



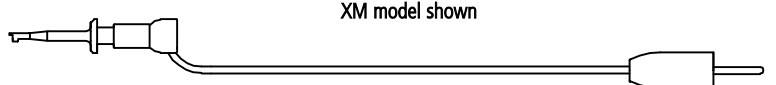
MICRO-HOOK: See selected model style.

METER BANANA PLUG: See Part No. 9206.

MICRO-HOOK TO .080" (2.03mm) PIN PLUG

22 AWG PVC WIRE

Hook Model	Part Number
XM	AXM-(length)-(color)
XK	AXK-(length)-(color)
XG (25,31,or 40)	AXG25-(length)-(color)
Coil cord, add C after part no. (Ex. AXMC)	



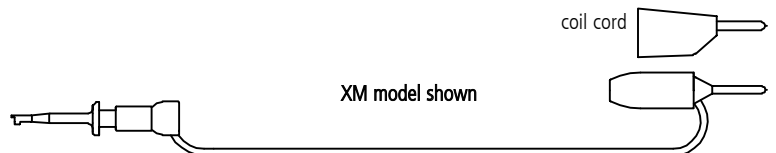
MICRO-HOOK: See selected model style.

.080" (2.03mm) PIN PLUG: See Part No. 9201.

MICRO-HOOK TO STACKING .080" (2.03mm) PIN PLUG

22 AWG PVC WIRE

Hook Model	Part Number
XM	202XM-(length)-(color)
XK	202XK-(length)-(color)
XG (25,31,or 40)	202XG25-(length)-(color)
Coil cord, add C after part no. (Ex. 202XMC)	



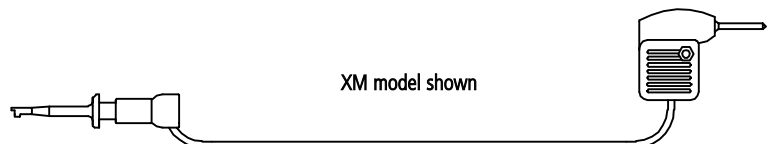
MICRO-HOOK: See selected model style.

STACKING .080" (2.03mm) PIN PLUG: See Part No. 9204 for 22 awg and part no. 9259 for coil cord

MICRO-HOOK .080" (2.03mm) METER PIN PLUG

22 AWG PVC WIRE

Hook Model	Part Number
XM	206XM-(length)-(color)
XK	206XK-(length)-(color)
XG (25,31,or 40)	206XG25-(length)-(color)
Coil cord, add C after part no. (Ex. 206XMC)	



MICRO-HOOK: See selected model style.

.080" METER PIN PLUG: See Part No. 9207.

E-Z-MICRO-HOOK TEST LEADS

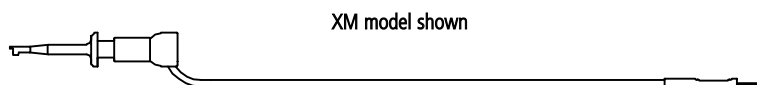
MICRO-HOOK TO .025" (.635mm) SQUARE PIN PLUG

22 AWG PVC WIRE

Hook Model	Part Number
XM	230XM-(length)-(color)
XK	230XK-(length)-(color)
XG (25,31,or 40)	230XG25-(length)-(color)
Coil cord, add C after part no. (Ex. 230XMC)	

28 AWG PVC WIRE

Hook Model	Part Number
XM	730XM-(length)-(color)
XK	730XK-(length)-(color)
XG (25,31,or 40)	730XG25-(length)-(color)




XM model shown

MICRO-HOOK: See selected model style.
.025" (.635mm) SQUARE PIN PLUG: See Part No. 9265.

MICRO-HOOK TO STANDARD BANANA SOCKET

22 AWG PVC WIRE

Hook Model	Part Number
XM	210XM-(length)-(color)
XK	210XK-(length)-(color)
XG (25,31,or 40)	210XG25-(length)-(color)
Coil cord, add C after part no. (Ex. 210XMC)	



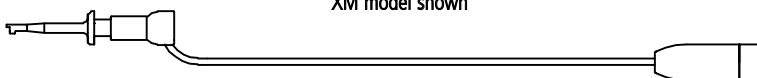
XM model shown

MICRO-HOOK: See selected model style.
STANDARD BANANA SOCKET: See Part No. 9210.

MICRO-HOOK TO STANDARD .080" (2.03mm) TIP SOCKET

22 AWG PVC WIRE

Hook Model	Part Number
XM	211XM-(length)-(color)
XK	211XK-(length)-(color)
XG (25,31,or 40)	211XG25-(length)-(color)
Coil cord, add C after part no. (Ex. 211XMC)	



XM model shown

MICRO-HOOK: See selected model style.
.080" (2.03mm) TIP SOCKET: See Part No. 9211.

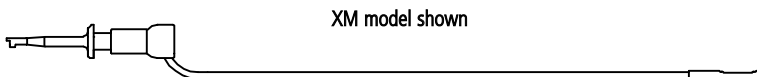
MICRO-HOOK TO .025" (.635mm) SQUARE SOCKET

22 AWG PVC WIRE

Hook Model	Part Number
XM	203XM-(length)-(color)
XK	203XK-(length)-(color)
XG (25,31,or 40)	203XG25-(length)-(color)
Coil cord, add C after part no. (Ex. 203XMC)	

28 AWG PVC WIRE

Hook Model	Part Number
XM	703XM-(length)-(color)
XK	703XK-(length)-(color)
XG (25,31,or 40)	703XG25-(length)-(color)




XM model shown

MICRO-HOOK: See selected model style.
.025" (.635mm) SQUARE SOCKET: See Part No. 9205.

MICRO-HOOK TO FEMALE 6-32 THREAD

22 AWG PVC WIRE

Hook Model	Part Number
XM	212XM-(length)-(color)
XK	212XK-(length)-(color)
XG (25,31,or 40)	212XG25-(length)-(color)
Coil cord, add C after part no. (Ex. 212XMC)	



XM model shown

MICRO-HOOK: See selected model style.
FEMALE 6-32 THREAD SOCKET: See Part No. 9212.

MICRO-HOOK TO STANDARD ALLIGATOR CLIP

22 AWG PVC WIRE

Hook Model	Part Number
XM	219XM-(length)-(color)
XK	219XK-(length)-(color)
XG (25,31,or 40)	219XG25-(length)-(color)
Coil cord, add C after part no. (Ex. 219XMC)	



XM model shown

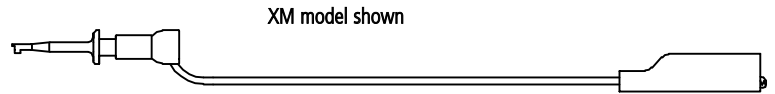
MICRO-HOOK: See selected model style.
STANDARD ALLIGATOR CLIP: See Part No. 9274.

E-Z-MICRO-HOOK TEST LEADS

MICRO-HOOK TO MINIATURE ALLIGATOR CLIP

22 AWG PVC WIRE

Hook Model	Part Number
XM	229XM -(length)-(color)
XK	229XK -(length)-(color)
XG (25,31,or 40)	229XG25 -(length)-(color)
Coil cord, add C after part no. (Ex. 229XMC)	

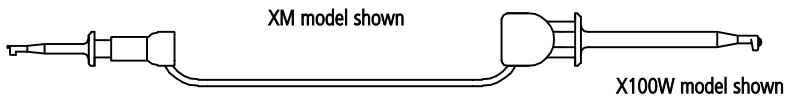


MICRO-HOOK: See selected model style.
MINIATURE ALLIGATOR CLIP: See Part No. 9275.

MICRO-HOOK TO MINI-HOOK X100W or XL1 JUMPER

22 AWG PVC WIRE

Hook Model	Part Number	Term. Connector
XM	220W -(length)-(color)	X100W
XM	220XL1 -(length)-(color)	XL1
Coil cord, add C after part no. (Ex. 220WC)		

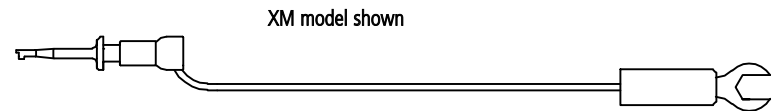


MICRO-HOOK: See Part No. XM.
MINI-HOOK: See Part No. X100W or XL1

MICRO-HOOK TO .250" (6.35mm) INSULATED SPADE LUG

22 AWG PVC WIRE

Hook Model	Part Number
XM	208XM -(length)-(color)
XK	208XK -(length)-(color)
XG (25,31,or 40)	208XG25 -(length)-(color)
Coil cord, add C after part no. (Ex. 208XMC)	

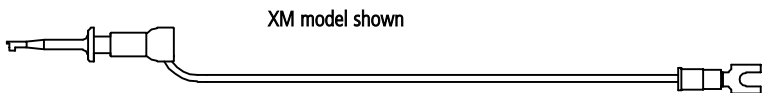


MICRO-HOOK: See selected model style.
.250" (6.35mm) INSULATED SPADE LUG: See Part No. 9208.

MICRO-HOOK TO .140" (3.57mm) INSULATED SPADE LUG

22 AWG PVC WIRE

Hook Model	Part Number
XM	209XM -(length)-(color)
XK	209XK -(length)-(color)
XG (25,31,or 40)	209XG25 -(length)-(color)
Coil cord, add C after part no. (Ex. 209XMC)	

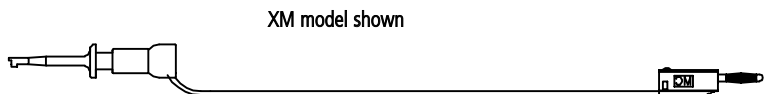


MICRO-HOOK: See selected model style.
.140" (3.57mm) INSULATED SPADE LUG: See Part No. 9209.

MICRO-HOOK TO 2mm STACKING BANANA PLUG

28 AWG PVC WIRE

Hook Model	Part Number
XM	718XM -(length)-(color)



MICRO-HOOK: See selected model style.
2mm STACKING BANANA PLUG:

E-Z-MINI-HOOK: X100W

Part Number	Description
X100W-(color)	Mini-Hook Test Connector

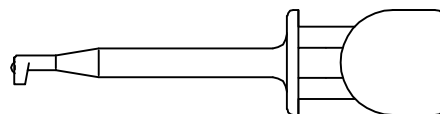
Standard Construction:

Durable nylon body and plunger. One-piece, gold-plated beryllium copper conductor and hook. Tip design permits hook up vertically or horizontally. Hook fits over component leads up to .040" (1.016mm) diameter. Stainless steel compression coil spring provides approximately 12 ounces (340 grams) contact pressure.

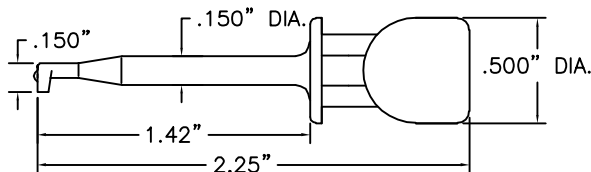
Part is field serviceable (see page 1).

Colors: Available in 10 colors. See inside back cover for details.

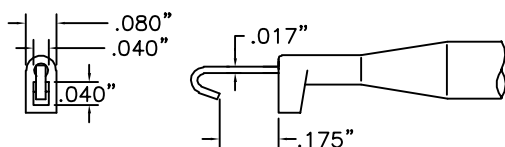
X100W



Actual Size

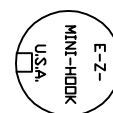
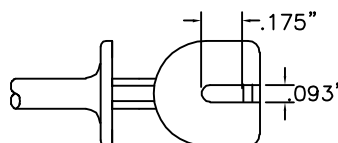


STANDARD SQUARE HOLE TIP

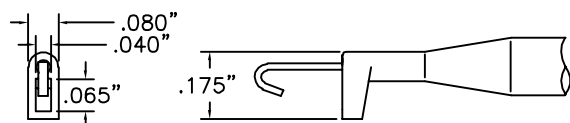
EXTENDED HOOK DETAIL
2X ACTUAL SIZE

STANDARD PLUNGER

Plunger with lead exit hole detail



X100W RECTANGULAR HOLE TIP

EXTENDED HOOK DETAIL
2X ACTUAL SIZE

Part Number	Description
X100W2-(color)	Rectangular Hole Tip Mini Hook

Construction: Identical to standard X100W model except tip has been extended to provide .065" x .040" hole for vertical connection over rectangular wire wrapped pins.



X100W NON-MAGNETIC

Part Number	Description
X100W-NM-(color)	Non-Magnetic

Construction: Identical to standard X100W model, except spring is non-magnetic.

Note: Add -NM after any X100W style part number to indicate non-magnetic X100W hook.

X100W HIGH TEMPERATURE MODELS

Part Number	Description
X100WX-(color)	High Temperature Mini-Hook

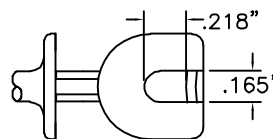
Construction: Identical to standard X100W model except body and plunger are molded of mineral reinforced nylon for maximum temperature of 150°C (300°F) over short time cycles. Over extended time periods, maximum temperature is 122°C (250°F). Resistant to a wide variety of oils, solvents and chemicals.

Part Number	Description
X100WXH-(color)	High Temperature Mini-Hook

Construction: Identical to standard X100W model except body and plunger are molded of glass reinforced nylon for maximum temperature of 175°C (350°F) over short time cycles. Over extended time periods, maximum temperature is 150°C (300°F). Resistant to a wide variety of oils, solvents and chemicals.

Colors: Black and white.

X100W PLUNGER FOR HEAVY LEAD WIRE



Part Number	Description
X100WA-(color)	Heavy Lead Plunger, Square Hole Tip
X100W2A-(color)	Heavy Lead Plunger, Rectangular Hole Tip

Construction: Identical to standard X100W model except lead exit hole in plunger has been increased to .165" (4.19mm) wide to accommodate heavier gauge lead wires.

E-Z-MINI-HOOK: XR

Part Number	Description
XR-(Color)	Mini-Hook XR Test Connector

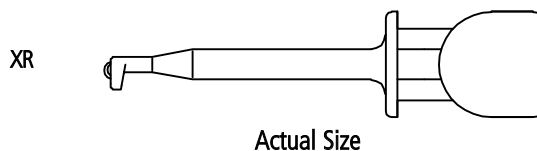
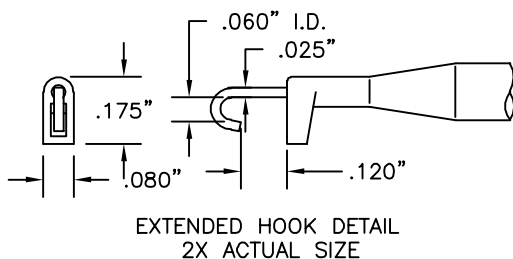
Standard Model Construction:

Body and plunger made of durable nylon. One-piece beryllium copper, Gold-plated conductor and hook. Contact thickness of hook is .025" (.635mm). Hook fits over component leads up to .059" (1.5mm) diameter. The hook is insulated to a single contact point to assure accurate readings. Stainless steel compression coil spring provides approximately 12 ounces (340 grams) contact pressure.

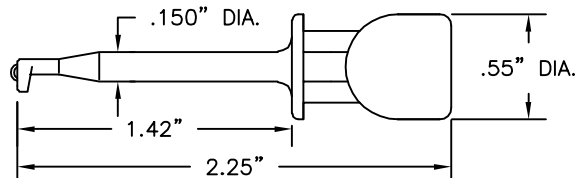
Part is field serviceable (See page 1).

Colors: Available in 10 colors. See inside back cover for details.

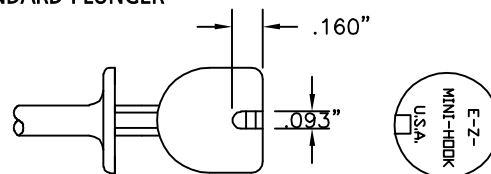
STANDARD RECTANGULAR HOLE TIP



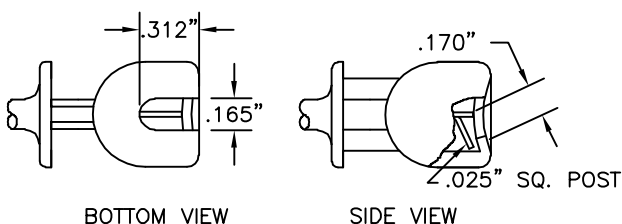
The mid-size XR hook bridges the gap between the general purpose X100W and the macro-hook XH model. The hook thickness has been increased for added strength and durability and widened to fit over larger components.



STANDARD PLUNGER



XR25 WITH .025" SQUARE PIN



Part Number	Description
XR25-(color)	Mini-Hook XR with .025" Square Pin

Construction: Identical to standard XR model except a square post is accessible through lead exit hole in plunger. Post is designed for easy snap-on connection to .025" (.635mm) square or .030" (.762mm) diameter patch cords.

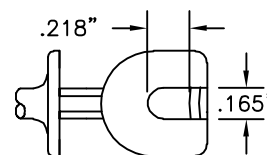
E-Z-Hook lead options: Use with .025" or .030" socket patch cords on pages 52-53.

XR WITH HEAVY SPRING

Part Number	Description
XRZ-(color)	Mini-Hook XR with Heavy Spring

Construction: Identical to standard XR model except stainless steel compression coil spring provides approximately 27 ounces (765 grams) contact pressure.

XR WITH PLUNGER FOR HEAVY LEAD WIRE



Part Number	Description
XRA-(color)	Mini-Hook XR for Heavy Lead Wire

Construction: Identical to standard XR model except lead exit hole in plunger has been increased to .165" (4.19mm) to accommodate heavier gauge lead wires.

XR NON-MAGNETIC

Part Number	Description
XR-NM-(color)	Non-Magnetic XR
XR25-NM-(color)	Non-Magnetic .025" Square Pin XR
XRA-NM-(color)	Non-Magnetic Heavy Lead XR

Construction: Identical to standard XR model except spring is non-magnetic.

Note: Add -NM after any XR style part number to indicate non-magnetic XR hook. (ex. XR -NM - color).

E-Z-MINI-HOOK: XL1

Part Number	Description
XL1-(color)	Mini-Hook Test Connector

XL1


Standard Model Construction:

Durable nylon body and plunger.

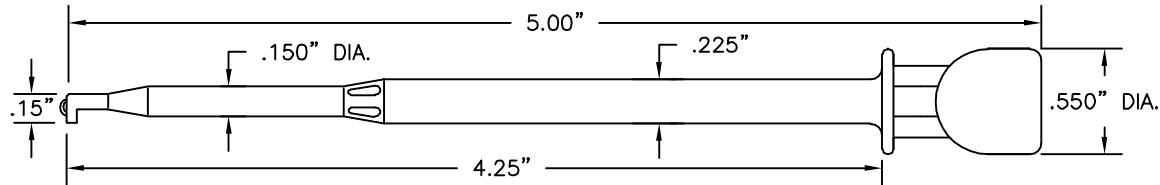
Body is 5" (127mm) long to reach through wiring nest up to 4" (101.6mm) deep. One-piece, gold-plated beryllium copper conductor and hook. Hook fits over component leads up to .040" (1.016mm) diameter. Square hole tip design permits easy hook up either vertically or horizontally. Stainless steel compression coil spring provides approximately 12 ounces (340 grams) contact pressure.

Part is field serviceable (see page 1).

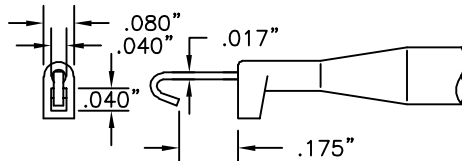
Colors: Available in 10 colors. See inside back cover for details.



Actual Size

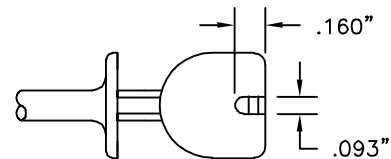


STANDARD SQUARE HOLE TIP



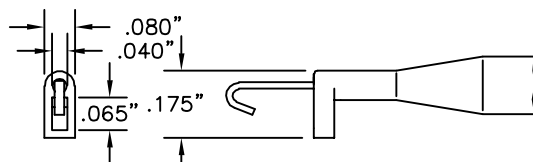
EXTENDED HOOK DETAIL
2X ACTUAL SIZE

STANDARD PLUNGER



XL1 RECTANGULAR HOLE TIP

Part Number	Description
XL2-(color)	Rectangular Hole Tip Mini-Hook



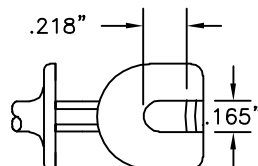
EXTENDED HOOK DETAIL
2X ACTUAL SIZE

Construction: Identical to standard XL1 model except tip has been extended to provide .065" x .040" hole for vertical connection over rectangular wire wrapped pins.



XL1 PLUNGER FOR HEAVY LEAD WIRE

Part Number	Description
XL1A-(color)	Heavy Lead, Sq. Hole Tip Mini-Hook
XL2A-(color)	Heavy Lead, Rect. Hole Tip Mini-Hook



Construction: Identical to standard XL1 model except lead exit hole in plunger has been increased to .165" (4.19mm) to accommodate heavier gauge lead wires.

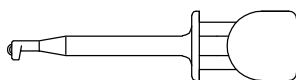
XL1 NON-MAGNETIC

Construction: Identical to standard XL1 model except spring is non-magnetic.

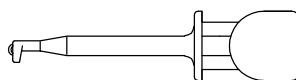
Note: Add -NM after any XL style part number to indicate non-magnetic XL hook. (ex. XL1 -NM - color).

Part Number	Description
XL1-NM-(color)	Non-Magnetic, Square Tip
XL2-NM-(color)	Non-Magnetic, Rectangular Tip
XL1A-NM-(color)	Non-Magnetic, Heavy Lead, Square Tip
XL2A-NM-(color)	Non-Magnetic, Heavy Lead, Rectangular Tip


E-Z-MINI-HOOK TEST LEADS: X100W, XR & XL1



MODEL X100W



MODEL XR



MODEL XL1

ALL MODELS AVAILABLE IN THE FOLLOWING TEST LEAD COMBINATIONS

Additional lead lengths, wire types, and custom leads are available upon request.

Standard wire for the following leads is 22 AWG PVC or 22 AWG coil cord, unless otherwise shown.

PLEASE SPECIFY LENGTH IN INCHES WHEN ORDERING

Standard lengths include:

3"	8cm	24"	60cm
6"	15cm	36"	90cm
12"	30cm	48"	120cm
18"	45cm	60"	150cm
48" Coil Cord			

COLOR CHART	
Black	Green
Brown	Blue
Red	Violet
Orange	Gray
Yellow	White

Test leads available in the above colors.

SETS & CUSTOM COLOR

Standard Sets:

R/B = 1 red, 1 black
 S = 1 each of 10 colors
 S(color) = 10 of one color
 S14 = Set of 10 solid, 4 kilo color*
 S16 = Set of 10 solid, 6 kilo color*
 (Ex. 204W-12-S or 204W-12-R/B)

Muti-color Unit:

*See Kilo-Color Info on inside back cover.

Ordering information:

PART NO. - WIRE LENGTH - COLOR (Example: 204XR-12-RED)

MINI-HOOK TO MINI-HOOK JUMPER

22 AWG PVC WIRE

Hook Model	Part Number
X100W	204W-(length)-(color)
XR	204XR-(length)-(color)
XL1	204XL1-(length)-(color)
Coil cord, add C after part no. (Ex. 204XRC)	

X100W model shown



24 AWG TEFLON WIRE

Hook Model	Part Number
X100W	304W-(length)-(color)
XR	304XR-(length)-(color)
XL1	304XL1-(length)-(color)

MINI-HOOK: See selected model style.

MINI-HOOK TO LEAD ONLY . . . NO INTERFACE

22 AWG PVC WIRE

Hook Model	Part Number
X100W	213W-(length)-(color)
XR	213XR-(length)-(color)
XL1	213XL1-(length)-(color)
Coil cord, add C after part no. (Ex. 213XL1C)	

X100W model shown



MINI-HOOK: See selected model style.

24 AWG TEFLON WIRE


Hook Model	Part Number
X100W	313W-(length)-(color)
XR	313XR-(length)-(color)
XL1	313XL1-(length)-(color)

MINI-HOOK TO STANDARD ALLIGATOR CLIP

22 AWG PVC WIRE

Hook Model	Part Number
X100W	219W-(length)-(color)
XR	219XR-(length)-(color)
XL1	219XL1-(length)-(color)
Coil cord, add C after part no. (Ex. 219XRC)	

X100W model shown



MINI-HOOK: See selected model style.

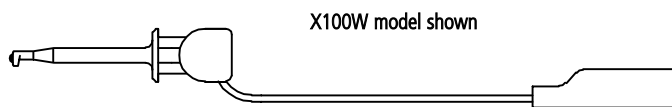
STANDARD ALLIGATOR CLIP: See Part No. 9274.

E-Z-MINI-HOOK TEST LEADS

MINI-HOOK TO MINIATURE ALLIGATOR CLIP

22 AWG PVC WIRE

Hook Model	Part Number
X100W	229W -(length)-(color)
XR	229XR -(length)-(color)
XL1	229XL1 -(length)-(color)
Coil cord, add C after part no. (Ex. 229XL1C)	

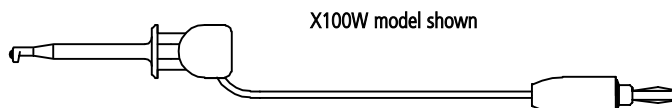


MINI-HOOK: See selected model style.
MINIATURE ALLIGATOR CLIP: See Part No. 9275.

MINI-HOOK TO STANDARD BANANA PLUG

22 AWG PVC WIRE

Hook Model	Part Number
X100W	BX1W -(length)-(color)
XR	BXR -(length)-(color)
XL1	BXL1 -(length)-(color)
Coil cord, add C after part no. (Ex. BXL1C)	

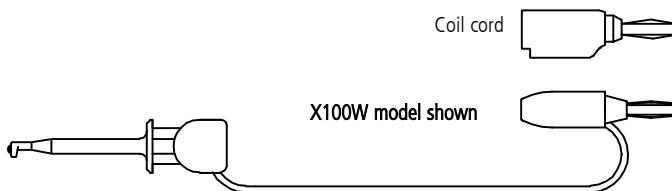


MINI-HOOK: See selected model style.
STANDARD BANANA PLUG: See Part No. 9202.

MINI-HOOK TO STACKING STANDARD BANANA PLUG

22 AWG PVC WIRE

Hook Model	Part Number
X100W	201W -(length)-(color)
XR	201XR -(length)-(color)
XL1	201XL1 -(length)-(color)
Coil cord, add C after part no. (Ex. 201WC)	

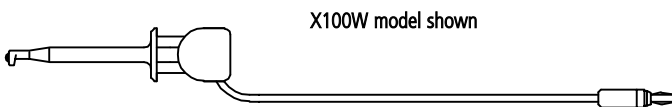


MINI-HOOK: See selected model style.
STACKING STANDARD BANANA PLUG: See Part No. 9203 for 22 awg wire and part no. 9260 for coil cord.

MINI-HOOK TO MINIATURE BANANA PLUG

22 AWG PVC WIRE

Hook Model	Part Number
X100W	CX1W -(length)-(color)
XR	CXR -(length)-(color)
XL1	CXL1 -(length)-(color)
Coil cord, add C after part no. (Ex. CXRC)	

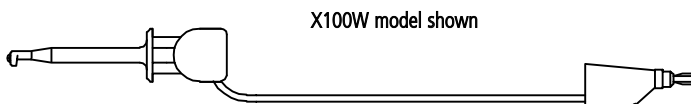


MINI-HOOK: See selected model style.
MINIATURE BANANA PLUG: See Part No. 9213.

MINI-HOOK TO STACKING MINIATURE BANANA PLUG

22 AWG PVC WIRE

Hook Model	Part Number
X100W	216W -(length)-(color)
XR	216XR -(length)-(color)
XL1	216XL1 -(length)-(color)
Coil cord, add C after part no. (Ex. 216WC)	

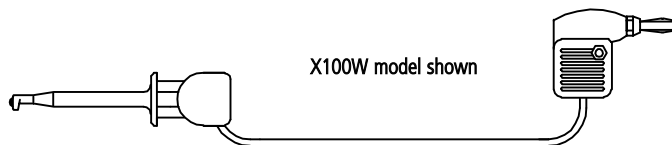


MINI-HOOK: See selected model style.
STACKING MINIATURE BANANA PLUG: See Part No. 9261.

MINI-HOOK TO METER BANANA PLUG

22 AWG PVC WIRE

Hook Model	Part Number
X100W	205W -(length)-(color)
XR	205XR -(length)-(color)
XL1	205XL1 -(length)-(color)
Coil cord, add C after part no. (Ex. 205XL1C)	

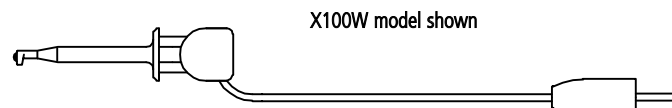


MINI-HOOK: See selected model style.
METER BANANA PLUG: See Part No. 9206.

MINI-HOOK TO .080" (2.03mm) PIN PLUG

22 AWG PVC WIRE

Hook Model	Part Number
X100W	AX1W -(length)-(color)
XR	AXR -(length)-(color)
XL1	AXL1 -(length)-(color)
Coil cord, add C after part no. (Ex. AXRC)	



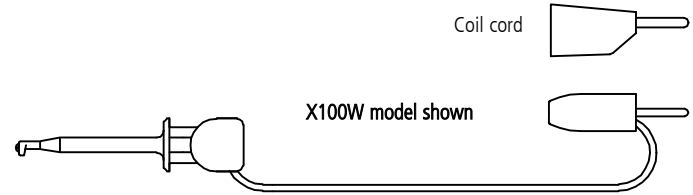
MINI-HOOK: See selected model style.
.080" PIN PLUG: See Part No. 9201.

E-Z-MINI-HOOK TEST LEADS

MINI-HOOK TO .080" (2.03mm) STACKING PIN PLUG

22 AWG PVC WIRE

Hook Model	Part Number
X100W	202W-(length)-(color)
XR	202XR-(length)-(color)
XL1	202XL1-(length)-(color)
Coil cord, add C after part no. (Ex. 202WC)	



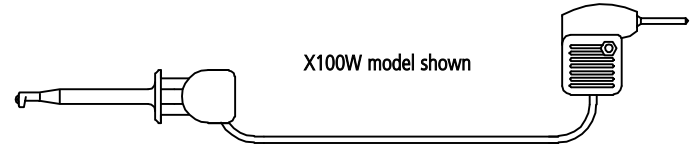
MINI-HOOK: See selected model style.

STACKING .080" PIN PLUG: See Part No. 9204 for 22 awg and part no. 9259 for coil cord

MINI-HOOK TO .080" (2.3mm) METER PIN PLUG

22 AWG PVC WIRE

Hook Model	Part Number
X100W	206W-(length)-(color)
XR	206XR-(length)-(color)
XL1	206XL1-(length)-(color)
Coil cord, add C after part no. (Ex. 206XL1C)	



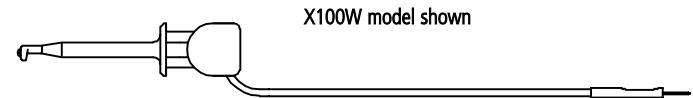
MINI-HOOK: See selected model style.

.080" METER PIN PLUG: See Part No. 9207

MINI-HOOK TO .025" (.635mm) SQUARE PIN PLUG

22 AWG PVC WIRE

Hook Model	Part Number
X100W	230W-(length)-(color)
XR	230XR-(length)-(color)
XL1	230XL1-(length)-(color)
Coil cord, add C after part no. (Ex. 230XL1C)	



MINI-HOOK: See selected model style.

.025" (.635mm) SQUARE PIN PLUG: See Part No. 9265.

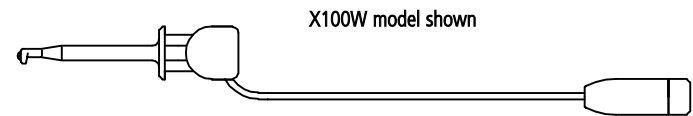
28 AWG PVC WIRE

Hook Model	Part Number
X100W	730W-(length)-(color)
XR	730XR-(length)-(color)
XL1	730XL1-(length)-(color)

MINI-HOOK TO STANDARD BANANA SOCKET

22 AWG PVC WIRE

Hook Model	Part Number
X100W	210W-(length)-(color)
XR	210XR-(length)-(color)
XL1	210XL1-(length)-(color)
Coil cord, add C after part no. (Ex. 210XRC)	



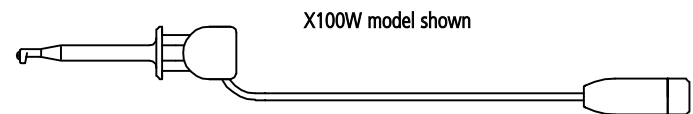
MINI-HOOK: See selected model style.

STANDARD BANANA SOCKET: See P/N 9210.

MINI-HOOK TO STANDARD .080" (2.03mm) TIP SOCKET

22 AWG PVC WIRE

Hook Model	Part Number
X100W	211W-(length)-(color)
XR	211XR-(length)-(color)
XL1	211XL1-(length)-(color)
Coil cord, add C after part no. (Ex. 211XL1C)	



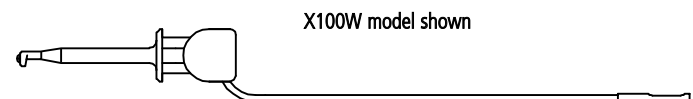
MINI-HOOK: See selected model style.

.080" (2.03mm) TIP SOCKET: See Part No. 9211.

MINI-HOOK TO .025" (.635mm) SQUARE SOCKET

22 AWG PVC WIRE

Hook Model	Part Number
X100W	203W-(length)-(color)
XR	203XR-(length)-(color)
XL1	203XL1-(length)-(color)
Coil cord, add C after part no. (Ex. 203XRC)	



MINI-HOOK: See selected model style.

.025" (.635mm) SQUARE SOCKET: See Part No. 9205.

24 AWG TEFLON WIRE

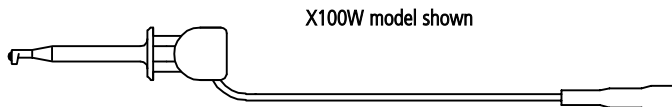
Hook Model	Part Number
X100W	703W-(length)-(color)
XR	703XR-(length)-(color)
XL1	703XL1-(length)-(color)

E-Z-MINI-HOOK TEST LEADS

MINI-HOOK TO FEMALE 6-32 THREAD

22 AWG PVC WIRE

Hook Model	Part Number
X100W	212W -(length)-(color)
XR	212XR -(length)-(color)
XL1	212XL1 -(length)-(color)
Coil cord, add C after part no. (Ex. 212XL1C)	



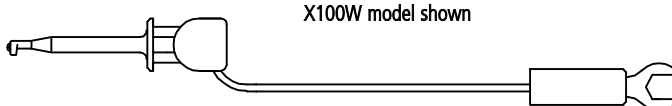
X100W model shown

MINI-HOOK: See selected model style.
FEMALE 6-32 THREAD SOCKET: See Part No. 9212.

MINI-HOOK TO .250" (6.35mm) INSULATED SPADE LUG

22 AWG PVC WIRE

Hook Model	Part Number
X100W	208W -(length)-(color)
XR	208XR -(length)-(color)
XL1	208XL1 -(length)-(color)
Coil cord, add C after part no. (Ex. 208WC)	



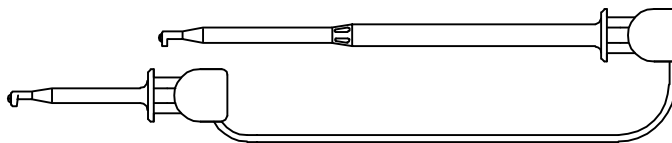
X100W model shown

MINI-HOOK: See selected model style.
.250" (6.35mm) INSULATED SPADE LUG: See Part No. 9208

MINI-HOOK X100W TO MINI-HOOK XL1 JUMPER

22 AWG PVC WIRE

Hook Model	Part Number
XL1 to X100W	221XL1 -(length)-(color)
Coil cord, add C after part no. (Ex. 221XL1C)	



MINI-HOOK X100W: See Part No. X100W.
MINI-HOOK XL1: See Part No. XL1

E-Z-MINI-HOOK HEAVY DUTY TEST LEADS

Standard lengths include:

Standard wire for the following leads is 18 AWG PVC or 20 AWG coil cord.

Additional lead lengths, wire types, and custom leads are available upon request.

Ordering information:

PART NO. - WIRE LENGTH - COLOR (Example: 604W-12-RED)

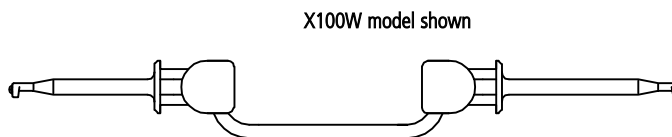
PLEASE SPECIFY LENGTH IN INCHES WHEN ORDERING

12"	30cm	36"	90cm
18"	45cm	48"	120cm
24"	60cm	60"	150cm
60" Coil Cord			

MINI-HOOK WITH HEAVY DUTY LEAD TO MINI-HOOK X100WA JUMPER

18 AWG PVC WIRE

Hook Model	Part Number
X100W	604W -(length)-(color)
XR	604XR -(length)-(color)
XL1	604XL1 -(length)-(color)
Coil cord, add C after part no. (Ex. 604XRC)	



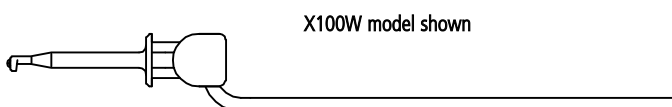
X100W model shown

MINI-HOOK: See selected model style.

MINI-HOOK WITH HEAVY DUTY LEAD ONLY . . . NO INTERFACE

18 AWG PVC WIRE

Hook Model	Part Number
X100W	613W -(length)-(color)
XR	613XR -(length)-(color)
XL1	613XL1 -(length)-(color)
Coil cord, add C after part no. (Ex. 613WC)	



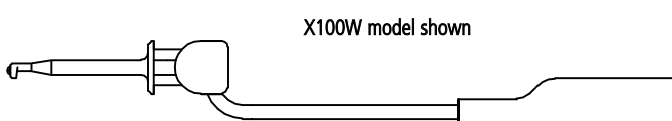
X100W model shown

MINI-HOOK: See selected model style.

MINI-HOOK WITH HEAVY DUTY LEAD TO STANDARD ALLIGATOR CLIP

18 AWG PVC WIRE

Hook Model	Part Number
X100W	619W -(length)-(color)
XR	619XR -(length)-(color)
XL1	619XL1 -(length)-(color)
Coil cord, add C after part no. (Ex. 619XRC)	



X100W model shown

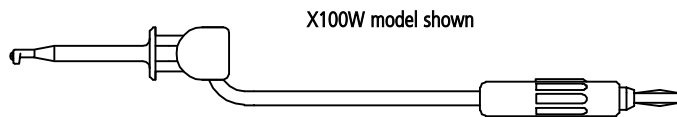
MINI-HOOK: See selected model style.
STANDARD ALLIGATOR CLIP: See Part No. 9274.

E-Z-MINI-HOOK HEAVY DUTY TEST LEADS

MINI-HOOK WITH HEAVY DUTY LEAD TO STANDARD BANANA PLUG

18 AWG PVC WIRE

Hook Model	Part Number
X100W	BX6W -(length)-(color)
XR	BX6XR -(length)-(color)
XL1	BX6XL1 -(length)-(color)
Coil cord, add C after part no. (Ex. BX1C)	



X100W model shown

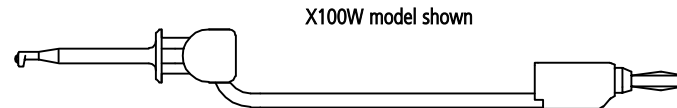
MINI-HOOK: See selected model style.

STANDARD BANANA PLUG: See Part No. 9214.

MINI-HOOK WITH HEAVY DUTY LEAD TO STACKING STANDARD BANANA PLUG

18 AWG PVC WIRE

Hook Model	Part Number
X100W	601W -(length)-(color)
XR	601XR -(length)-(color)
XL1	601XL1 -(length)-(color)
Coil cord, add C after part no. (Ex. 601WC)	



X100W model shown

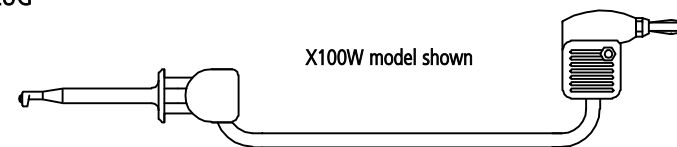
MINI-HOOK: See selected model style.

STACKING STANDARD BANANA PLUG: See Part No. 9260.

MINI-HOOK WITH HEAVY DUTY LEAD TO METER BANANA PLUG

18 AWG PVC WIRE

Hook Model	Part Number
X100W	605W -(length)-(color)
XR	605XR -(length)-(color)
XL1	605XL1 -(length)-(color)
Coil cord, add C after part no. (Ex. 605XRC)	



X100W model shown

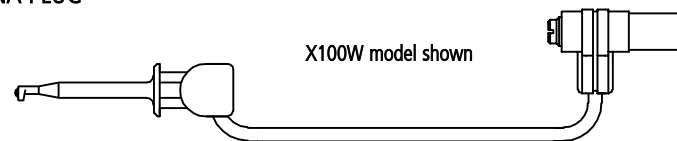
MINI-HOOK: See selected model style.

METER BANANA PLUG: See Part No. 9206.

MINI-HOOK TO SHROUDED RIGHT ANGLE STANDARD BANANA PLUG

18 AWG PVC WIRE

Hook Model	Part Number
X100W	632W -(length)-(color)
XR	632XR -(length)-(color)
XL1	632XL1 -(length)-(color)
Coil cord, add C after part no. (Ex. 632XL1C)	



X100W model shown

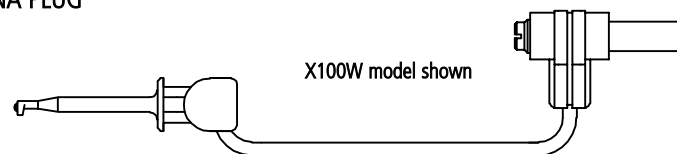
MINI-HOOK: See selected model style.

SHROUDED BANANA PLUG: See Part No. 9301.

MINI-HOOK TO SHROUDED RIGHT ANGLE STANDARD BANANA PLUG

18 AWG PVC WIRE

Hook Model	Part Number
X100W	633W -(length)-(color)
XR	633XR -(length)-(color)
XL1	633XL1 -(length)-(color)
Coil cord, add C after part no. (Ex. 633WC)	



X100W model shown

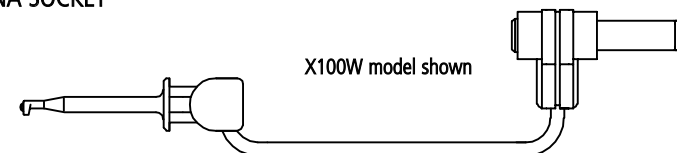
MINI-HOOK: See selected model style.

SHROUDED BANANA PLUG: See Part No. 9302.

MINI-HOOK TO SHROUDED RIGHT ANGLE STANDARD BANANA SOCKET

18 AWG PVC WIRE

Hook Model	Part Number
X100W	634W -(length)-(color)
XR	634XR -(length)-(color)
XL1	634XL1 -(length)-(color)
Coil cord, add C after part no. (Ex. 634XL1C)	



X100W model shown

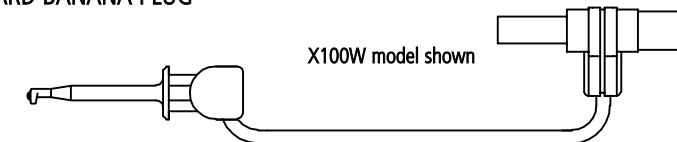
MINI-HOOK: See Part No. 632W.

SHROUDED BANANA SOCKET: See P/N 9309.

MINI-HOOK TO STACKING SHROUDED RIGHT ANGLE STANDARD BANANA PLUG

18 AWG PVC WIRE

Hook Model	Part Number
X100W	635W -(length)-(color)
XR	635XR -(length)-(color)
XL1	635XL1 -(length)-(color)
Coil cord, add C after part no. (Ex. 635XL1C)	



X100W model shown

MINI-HOOK: See selected model style.

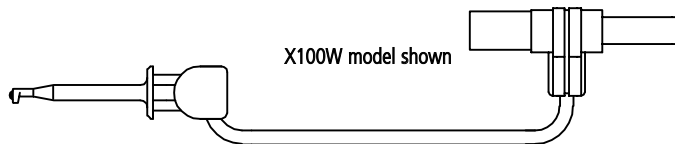
STACKING SHROUDED BANANA PLUG: See Part No. 9305.

E-Z-MINI-HOOK HEAVY DUTY TEST LEADS

MINI-HOOK TO STACKING SHROUDED RIGHT ANGLE STANDARD BANANA PLUG

18 AWG PVC WIRE

Hook Model	Part Number
X100W	636W -(length)-(color)
XR	636XR -(length)-(color)
XL1	636XL1 -(length)-(color)
Coil cord, add C after part no. (Ex. 636XRC)	



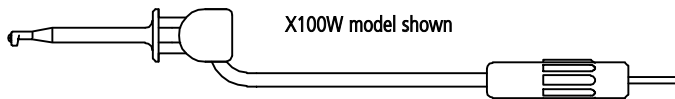
MINI-HOOK: See selected model style.

STACKING SHROUDED BANANA PLUG: See Part No. 9306

MINI-HOOK WITH HEAVY DUTY LEAD TO .080" (2.03mm) PIN PLUG

18 AWG PVC WIRE

Hook Model	Part Number
X100W	AX6W -(length)-(color)
XR	AX6XR -(length)-(color)
XL1	AX6XL1 -(length)-(color)
Coil cord, add C after part no. (Ex. AXL1C)	



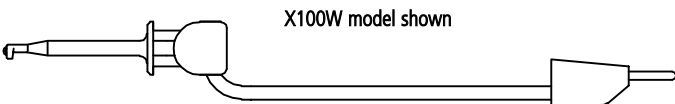
MINI-HOOK: See selected model style.

.080" (2.03mm) PIN PLUG: See Part No. 9250.

MINI-HOOK WITH HEAVY DUTY LEAD TO STACKING .080" (2.03mm) PIN PLUG

18 AWG PVC WIRE

Hook Model	Part Number
X100W	602W -(length)-(color)
XR	602XR -(length)-(color)
XL1	602XL1 -(length)-(color)
Coil cord, add C after part no. (Ex. 602WC)	



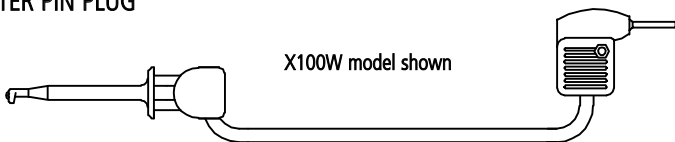
MINI-HOOK: See selected model style.

STACKING .080" (2.03mm) PIN PLUG: See Part No. 9259.

MINI-HOOK WITH HEAVY DUTY LEAD TO .080" (2.03mm) METER PIN PLUG

18 AWG PVC WIRE

Hook Model	Part Number
X100W	606W -(length)-(color)
XR	606XR -(length)-(color)
XL1	606XL1 -(length)-(color)
Coil cord, add C after part no. (Ex. 606XL1C)	



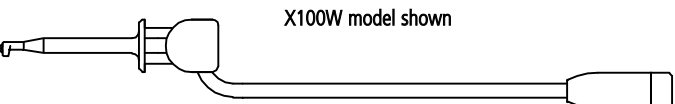
MINI-HOOK: See selected model style.

.080" METER PIN PLUG: See Part No. 9207.

MINI-HOOK WITH HEAVY DUTY LEAD TO STANDARD BANANA SOCKET

18 AWG PVC WIRE

Hook Model	Part Number
X100W	610W -(length)-(color)
XR	610XR -(length)-(color)
XL1	610XL1 -(length)-(color)
Coil cord, add C after part no. (Ex. 611XRC)	



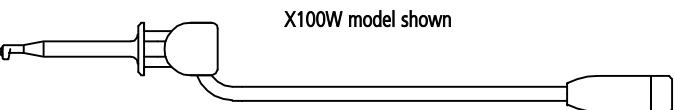
MINI-HOOK: See selected model style.

STANDARD BANANA SOCKET: See Part No. 9210.

MINI-HOOK WITH HEAVY DUTY LEAD TO STANDARD .080" (2.03mm) TIP SOCKET

18 AWG PVC WIRE

Hook Model	Part Number
X100W	611W -(length)-(color)
XR	611XR -(length)-(color)
XL1	611XL1 -(length)-(color)
Coil cord, add C after part no. (Ex. 611XRC)	



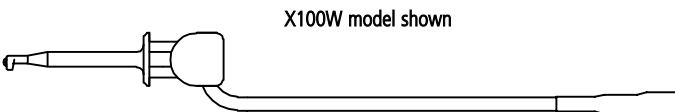
MINI-HOOK: See selected model style.

.080" (2.03mm) TIP SOCKET: See Part No. 9211.

MINI-HOOK WITH HEAVY DUTY LEAD TO FEMALE 6-32 THREAD

18 AWG PVC WIRE

Hook Model	Part Number
X100W	612W -(length)-(color)
XR	612XR -(length)-(color)
XL1	612XL1 -(length)-(color)
Coil cord, add C after part no. (Ex. 612WC)	



MINI-HOOK: See selected model style.

FEMALE 6-32 THREAD: See Part No. 9212.

E-Z-MINI-HOOK: XP & XPL

The XP pistol grip hook provides the mini-hook size and convenience with the capability of building in circuitry.

Construction:

Durable nylon body and pistol grip handle. One-piece beryllium copper, gold-plated conductor and hook. Designed for connections over components leads up to .040" (1.016mm) diameter. Stainless steel compression coil spring provides approximately 12 ounces (340 grams) contact pressure. Epoxy glass board for circuitry is enclosed in the handle. A strain relief coaxial cable clamp and ground lead exit hole is built into the bottom of the grip. This exit hole is designed for RG58C/U cable but may be adapted for other cable sizes.

Colors: Available in 10 standard colors.

NOTE: Handle available in BLACK only.

Part No.	Description
XP1	XP Hook, Square Hole Tip
XPL1	XPL Hook (long), Square Hole Tip

Refer to X100W hole tip.

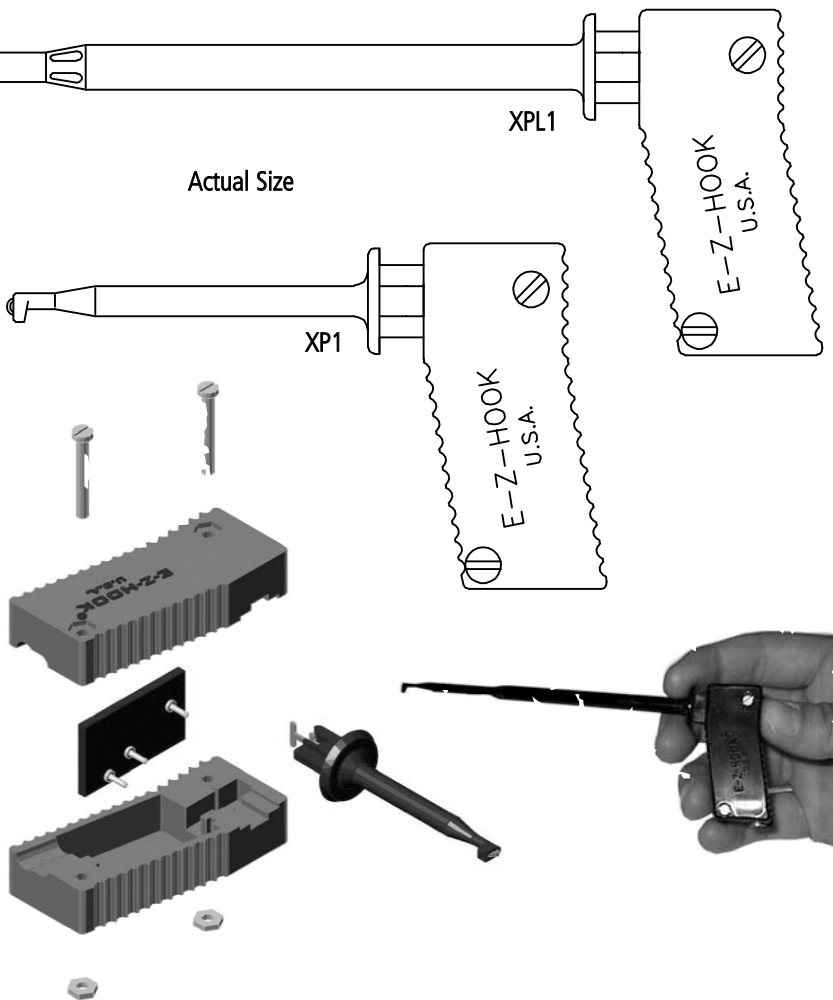
Part No.	Description
XP2	XP Hook, Rectangular Hole Tip
XPL2	XPL Hook, Rectangular Hole Tip

Refer to X100W2 hole tip.

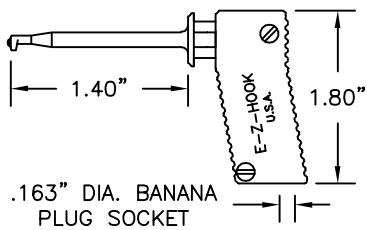
NON-MAGNETIC PISTOL GRIP HOOK

For Non-magnetic add -NM after any Pistol Grip XP style part number to indicate non-magnetic hook.

Construction: Identical to standard model, except spring is non-magnetic.



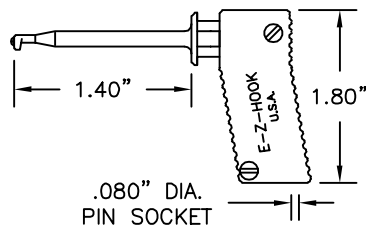
STANDARD BANANA SOCKET IN XP HOOK HANDLE



Part No.	Description
8003	XP1 Hook, Square Hole Tip
8004	XP2 Hook, Rectangular Hole Tip

See Part No. X100W & X100W2 for hook detail.

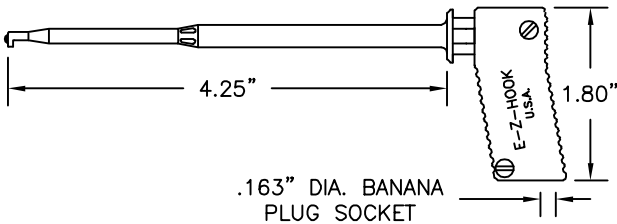
STANDARD TIP SOCKET IN XP HOOK HANDLE



Part No.	Description
8001	XP1 Hook, Square Hole Tip
8002	XP2 Hook, Rectangular Hole Tip

See Part No. X100W & X100W2 for hook detail.

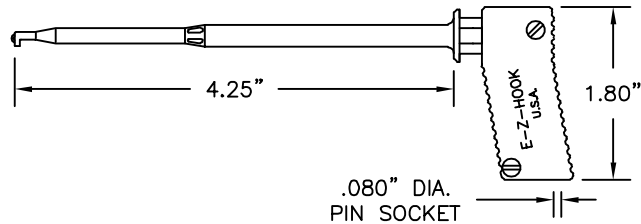
STANDARD BANANA SOCKET IN XPL HOOK HANDLE



Part No.	Description
8007	XPL1 Probe, Square Hole Tip
8008	XPL2 Probe, Rectangular Hole Tip

See Part No. XL1 & XL2 for hook detail.

STANDARD TIP SOCKET IN XPL HOOK HANDLE




Part No.	Description
8005	XPL1 Probe, Square Hole Tip
8006	XPL2 Probe, Rectangular Hole Tip

See Part No. XL1 & XL2 for hook detail.

E-Z-MINI-HOOK: XP1 & XPL1 TEST LEADS

XP1 & XPL1 PISTOL GRIP TEST LEADS WITH HEAVY WIRE



XP1 & XPL1 TO STACKING BANANA PLUG (PART NO. 9260)

Part No.	Description
601XP	XP Hook, Stacking Banana Plug, 18 AWG 65 x 36 PVC Insulated Lead, 48" (120mm) Long.
601XPC	XP Hook, Stacking Banana Plug, Coiled 20 AWG 42 x 36 PVC Insulated Lead. 60" Reach.
601XPL	XPL Hook, Stacking Banana Plug, 18 AWG 65 x 36 PVC Insulated Lead, 48" (120mm) Long.
601XPLC	XPL Hook, Stacking Banana Plug, Coiled 20 AWG 42 x 36 PVC Insulated Lead. 60" Reach.

XP1 & XPL1 TO LEAD ONLY

Part No.	Description
613XP	XP Hook, 18 AWG 65 x 36 PVC Insulated Lead. No Interface, Lead 48" (120mm) Long.
613XPC	XP Hook, Coiled 20 AWG 42 x 36 PVC Insulated Lead. No Interface.
613XPL	XPL Hook, 18 AWG 65 x 36 PVC Insulated Lead. No Interface, Lead 48" (120mm) Long.
613XPLC	XPL Hook, Coiled 20 AWG 42 x 36 PVC Insulated Lead. No Interface.

HYPO-ACTION HOOKS

For information and dimensions of hook styles used in each configuration refer to the given hook part number.

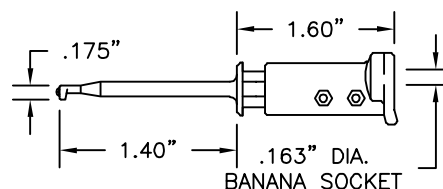
Colors: Body available in 10 standard colors.

NOTE: Plungers available in red and black only.

COLOR CHART	
Black	Green
Brown	Blue
Red	Violet
Orange	Gray
Yellow	White

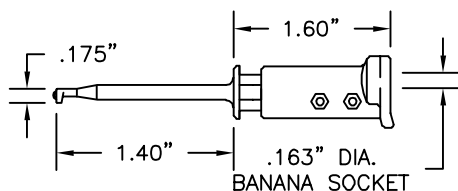


MINI-HOOK X100W WITH STANDARD BANANA SOCKET IN PLUNGER



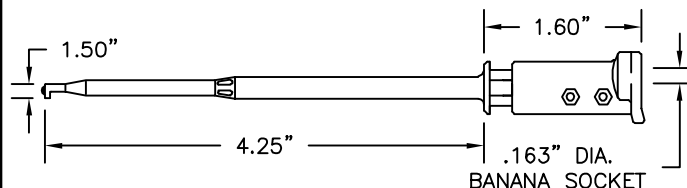
Part No.	Description
8036	Mini-Hook X100W with Standard Banana Socket

MINI-HOOK XR WITH STANDARD BANANA SOCKET IN PLUNGER



Part No.	Description
8037	Mini-Hook XR with Standard Banana Socket

MINI HOOK XL1 WITH STANDARD BANANA SOCKET IN PLUNGER



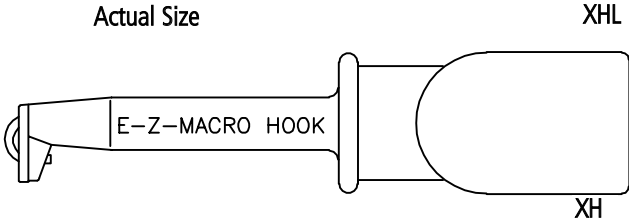
Part No.	Description
8038	Mini-Hook XL with Standard Banana Socket

E-Z-MACRO-HOOK: XH & XHL



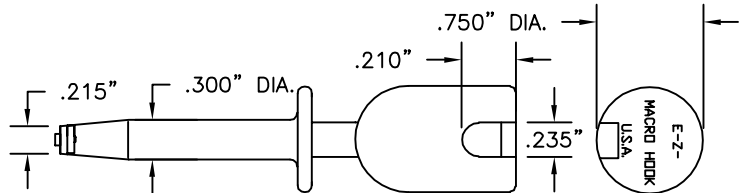
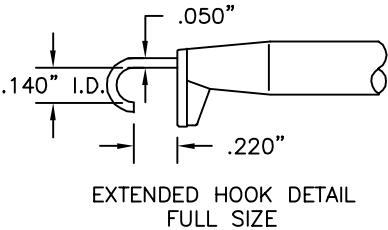
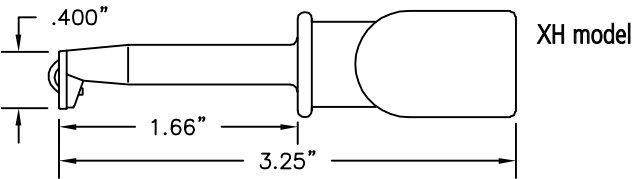
Heavy-duty test hook ideal for connections over large leads, lugs and terminals. Spring loaded and insulated to a single contact point to assure true readings.

Part Number	Description
XH-(color)	Macro-Hook Test Connector
XHL-(color)	Macro Hook Test Connector, Long

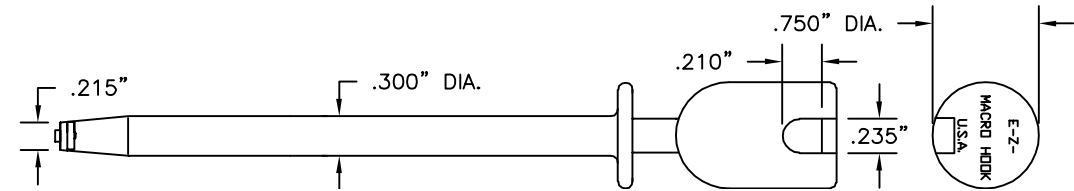
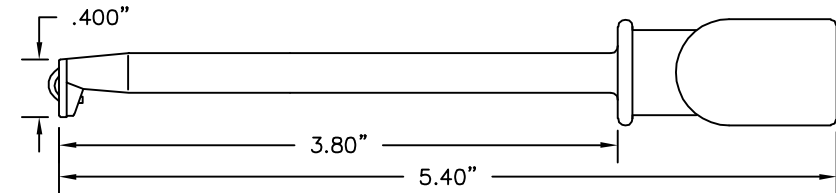


Standard Model Construction:
Body and plunger made of durable nylon. One piece nickel-silver conductor and hook, .050" (1.27mm) thick. Hook fits over component up to .140" (3.56mm) diameter. Stainless steel compression coil spring provides approximately 40 ounces (1134 grams) contact pressure. Part is field serviceable (see page 1).

Colors: Available in 10 colors. See inside back cover for details.

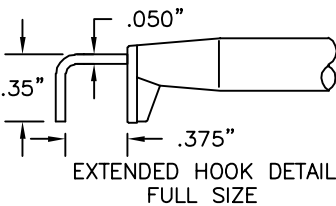


XHL model



RIGHT ANGLE CONTACT HOOK

Construction: Identical to basic XH/XHL models except contact blade has a right angle hook.

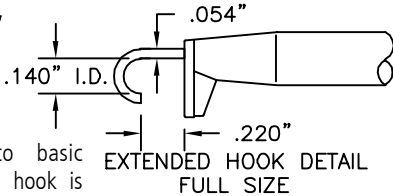


Part Number	Description
XD-(color)	Right Angle Macro Hook
XDL-(color)	Right Angle Macro Hook, Long

Note: XD and XDL parts may be substituted in any test lead or cable assembly utilizing the basic XH/XHL parts. See pages 24-25.

COPPER HOOK CONTACT, PROVIDES GREATER CURRENT CAPACITY

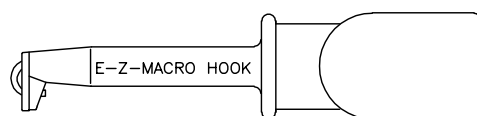
Construction: Identical to basic XH/XHL models except the hook is made of .054" (1.37mm) thick copper.



Part Number	Description
XCH-(color)	Copper Contact Macro Hook
XCHL-(color)	Copper Contact Macro Hook, Long

Note: XCH and XCHL parts may be substituted in any test lead or cable assembly utilizing the basic XH/XHL parts. See pages 24-25.

E-Z-MACRO-HOOK TEST LEADS: XH & XHL



MODEL XH



MODEL XHL

ALL MODELS AVAILABLE IN THE FOLLOWING TEST LEAD COMBINATIONS

Additional lead lengths, wire types, and custom leads are available upon request.

Standard wire for the following leads is 18 AWG PVC or 20 AWG coil cord.

PLEASE SPECIFY LENGTH IN INCHES WHEN ORDERING

Standard lengths include:

12"	30cm	36"	90cm
18"	45cm	48"	120cm
24"	60cm	60"	150cm
60" Coil Cord			

COLOR CHART	
Black	Green
Brown	Blue
Red	Violet
Orange	Gray
Yellow	White

Test leads available in the above colors.

SETS & CUSTOM COLOR

Standard Sets:

R/B = 1 red, 1 black
 S = 1 each of 10 colors
 S(color) = 10 of one color
 S14 = Set of 10 solid, 4 kilo color*
 S16 = Set of 10 solid, 6 kilo color*
 (Ex. 604XH-12-S or 604XH-12-R/B)

Multi-color Unit:

*See Kilo-Color Info on inside back cover.

Ordering information:

PART NO. - WIRE LENGTH - COLOR (Example: 604XHL-12-RED)

MACRO-HOOK TO MACRO-HOOK JUMPER

18 AWG PVC WIRE

Hook Model	Part Number
XH	604XH-(length)-(color)
XHL	604XHL-(length)-(color)
Coil cord, add C after part no. (Ex. 604XHC)	

XH model shown



MACRO-HOOK: See selected model style.

MACRO-HOOK TO LEAD ONLY . . . NO INTERFACE

18 AWG PVC WIRE

Hook Model	Part Number
XH	613XH-(length)-(color)
XHL	613XHL-(length)-(color)
Coil cord, add C after part no. (Ex. 613XHLC)	

XH model shown



MACRO-HOOK: See selected model style.

MACRO-HOOK TO STANDARD ALLIGATOR CLIP

18 AWG PVC WIRE

Hook Model	Part Number
XH	619XH-(length)-(color)
XHL	619XHL-(length)-(color)
Coil cord, add C after part no. (Ex. 619XHLC)	

XH model shown



MACRO-HOOK: See selected model style.
 STANDARD ALLIGATOR CLIP: See Part No. 9274

MACRO-HOOK TO STANDARD BANANA PLUG

18 AWG PVC WIRE

Hook Model	Part Number
XH	BXH-(length)-(color)
XHL	BXHL-(length)-(color)
Coil cord, add C after part no. (Ex. BXHC)	

XH model shown



MACRO-HOOK: See selected model style.
 STANDARD BANANA PLUG: See Part No. 9214.

MACRO-HOOK TO STACKING STANDARD BANANA PLUG

18 AWG PVC WIRE

Hook Model	Part Number
XH	601XH-(length)-(color)
XHL	601XHL-(length)-(color)
Coil cord, add C after part no. (Ex. 601XHLC)	

XH model shown



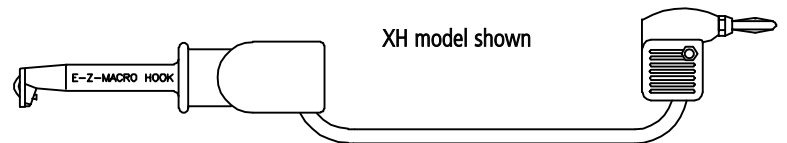
MACRO-HOOK: See selected model style.
 STACKING STANDARD BANANA PLUG: See Part No. 9260.

E-Z-MACRO-HOOK TEST LEADS

MACRO-HOOK TO METER BANANA PLUG

18 AWG PVC WIRE

Hook Model	Part Number
XH	605XH-(length)-(color)
XHL	605XHL-(length)-(color)
Coil cord, add C after part no. (Ex. 605XHLC)	

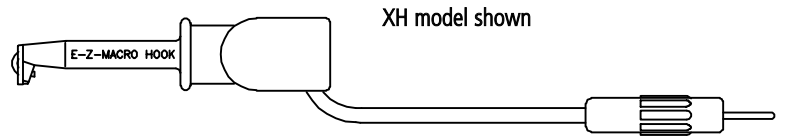


MACRO-HOOK: See selected model style.
METER BANANA PLUG: See Part No. 9206.

MACRO-HOOK TO .080" (2.03mm) PIN PLUG

18 AWG PVC WIRE

Hook Model	Part Number
XH	AXH-(length)-(color)
XHL	AXHL-(length)-(color)
Coil cord, add C after part no. (Ex. AXHC)	

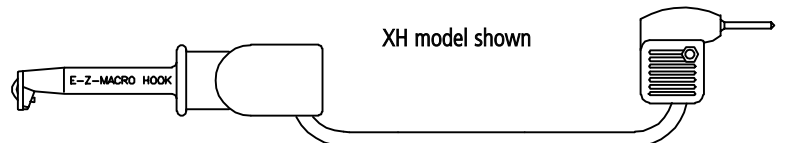


MACRO-HOOK: See selected model style.
.080" (2.03mm) PIN PLUG: See Part No. 9250.

MACRO-HOOK TO .080" (2.03mm) METER PIN PLUG

18 AWG PVC WIRE

Hook Model	Part Number
XH	606XH-(length)-(color)
XHL	606XHL-(length)-(color)
Coil cord, add C after part no. (Ex. 606XHLC)	

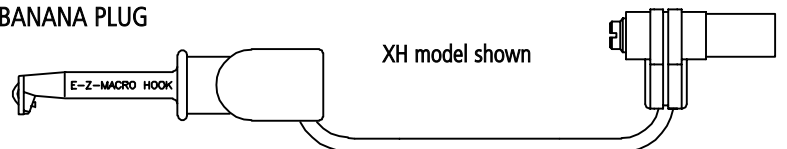


MACRO-HOOK: See selected model style.
.080" (2.03mm) METER PIN PLUG: See Part No. 9207.

MACRO-HOOK TO SHROUDED RIGHT ANGLE STANDARD BANANA PLUG

18 AWG PVC WIRE

Hook Model	Part Number
XH	632XH-(length)-(color)
XHL	632XHL-(length)-(color)
Coil cord, add C after part no. (Ex. 632XHC)	

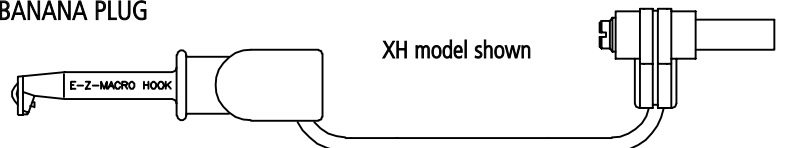


MACRO-HOOK: See selected model style.
SHROUDED BANANA PLUG: See Part No. 9301.

MACRO-HOOK TO SHROUDED RIGHT ANGLE STANDARD BANANA PLUG

18 AWG PVC WIRE

Hook Model	Part Number
XH	633XH-(length)-(color)
XHL	633XHL-(length)-(color)
Coil cord, add C after part no. (Ex. 633XHLC)	

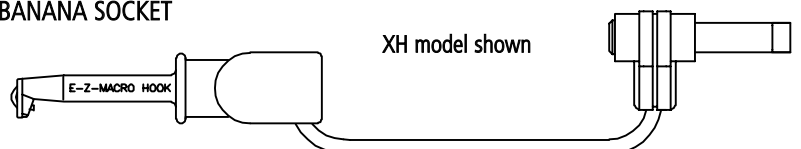


MACRO-HOOK: See selected model style.
SHROUDED BANANA PLUG: See Part No. 9302.

MACRO-HOOK TO SHROUDED RIGHT ANGLE STANDARD BANANA SOCKET

18 AWG PVC WIRE

Hook Model	Part Number
XH	634XH-(length)-(color)
XHL	634XHL-(length)-(color)
Coil cord, add C after part no. (Ex. 634XHLC)	

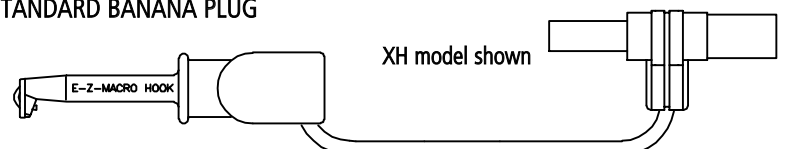


MACRO-HOOK: See selected model style.
SHROUDED BANANA JACK: See Part No. 9309.

MACRO-HOOK TO STACKING SHROUDED RIGHT ANGLE STANDARD BANANA PLUG

18 AWG PVC WIRE

Hook Model	Part Number
XH	635XH-(length)-(color)
XHL	635XHL-(length)-(color)
Coil cord, add C after part no. (Ex. 635XHC)	

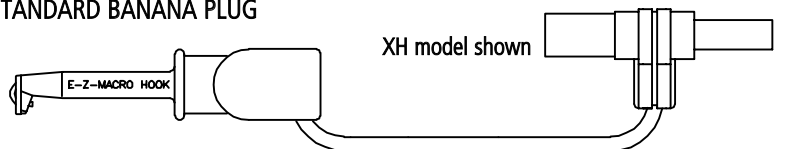


MACRO-HOOK: See selected model style.
STACKING SHROUDED BANANA PLUG: See Part No. 9305.

MACRO-HOOK TO STACKING SHROUDED RIGHT ANGLE STANDARD BANANA PLUG

18 AWG PVC WIRE

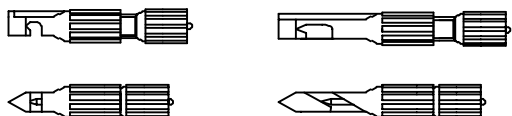
Hook Model	Part Number
XH	636XH-(length)-(color)
XHL	636XHL-(length)-(color)
Coil cord, add C after part no. (Ex. 636XHLC)	



MACRO-HOOK: See selected model style.
STACKING SHROUDED BANANA PLUG: See Part No. 9306.

E-Z-MICRO-HOOK, INSULATION-PIERCING: XEP & XEPA

XEP Actual Size XEPA



Part Number	Description
XEP	Insulation-Piercing Connector
XEPA	Angled Insulation-Piercing Connector

Construction: A single stainless steel needle to .030" diameter pin plug. Housing molded in nylon.

Color: Gray

Features:

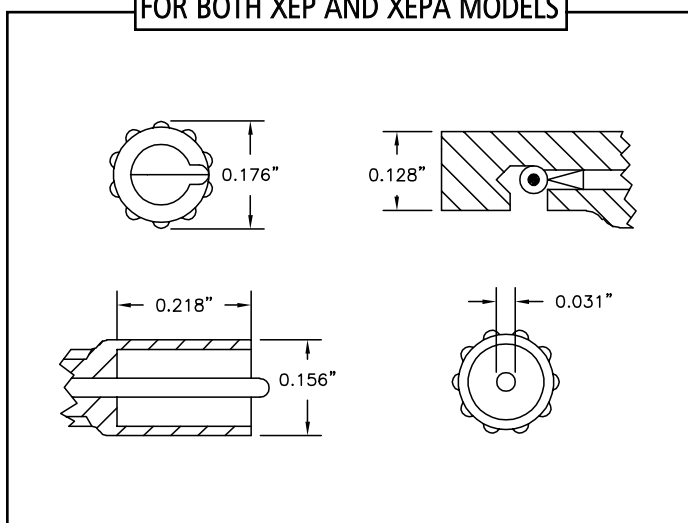
- Small compact size
- "V" shape tip easily separates bundled wires
- The insulation-piercing needle is raised and lowered in the "V" groove by turning the thumb screw
- Shrouded .030" diameter pin plug connects to any standard .030" diameter socket
- Quality construction of stainless steel and nylon allows for hostile environments
- Grooved "V" shape in front of needle centers varying diameter wires from .050" and smaller

Test leads: Use with E-Z-Hook .030" patch cords pages 52-53 for lead options.



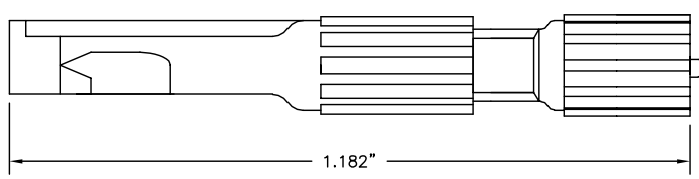
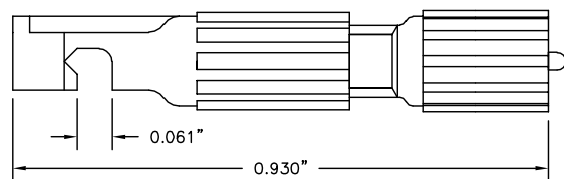
XEP & XEPA differences

FOR BOTH XEP AND XEPA MODELS

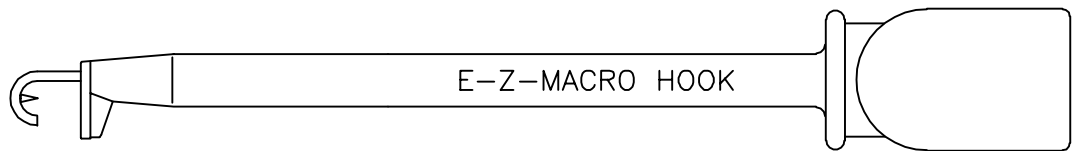


XEP MODEL

XEPA MODEL




E-Z-MACRO-HOOK, INSULATION-PIERCING: XJ & XJL



Heavy-duty insulation-piercing test hook. Spring loaded and insulated to a single contact point to assure true readings.

XJL MODEL

Actual Size



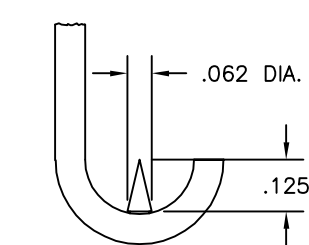
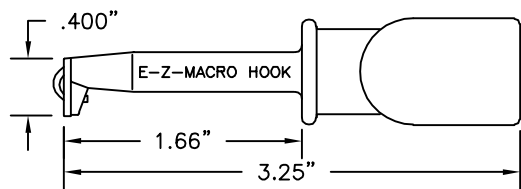
XJ MODEL

Part Number	Description
XJ (color)	Macro-Hook XJ Test Connector
XJL-(color)	Macro-Hook XJL Test Connector, Long

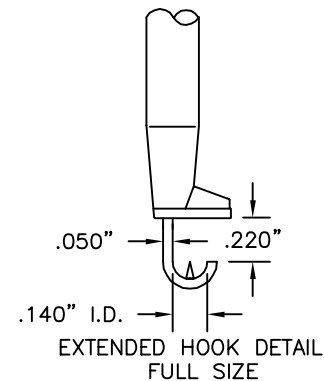
Construction: Nickel silver conductor and hook, .050" (1.27mm) thick. Hook fits over component leads up to .140" (3.56mm) diameter. Durable nylon body and plunger. Stainless steel compression coil spring provides approximately 40 ounces (1134 grams) contact pressure. Part is field serviceable (see page 1).

Colors: Available in 10 colors. See inside back cover for details.

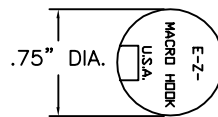
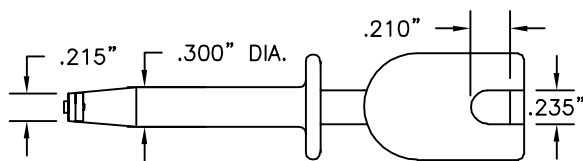
XJ MODEL



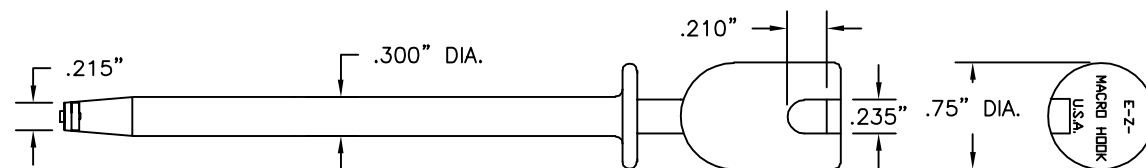
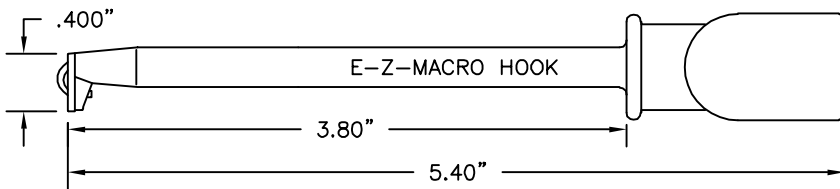
EXTENDED HOOK DETAIL
4X ACTUAL SIZE



EXTENDED HOOK DETAIL
FULL SIZE

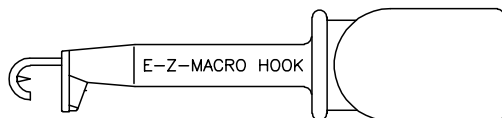


XJL MODEL

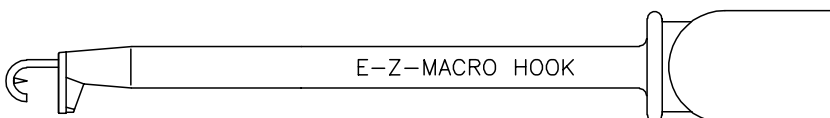


See our Automotive Kits featuring the XJL hook, page 114.

E-Z-MACRO-HOOK, INSULATION-PIERCING TEST LEADS: XJ & XJL



MODEL XJ



MODEL XJL

ALL MODELS AVAILABLE IN THE FOLLOWING TEST LEAD COMBINATIONS

Additional lead lengths, wire types, and custom leads are available upon request.

Standard wire for the following leads is 18 AWG PVC or 20 AWG coil cord.

PLEASE SPECIFY LENGTH IN INCHES WHEN ORDERING

Standard lengths include:

12"	30cm	36"	90cm
18"	45cm	48"	120cm
24"	60cm	60"	150cm
60" Coil Cord			

COLOR CHART	
Black	Green
Brown	Blue
Red	Violet
Orange	Gray
Yellow	White

Test leads available in the above colors.

SETS & CUSTOM COLOR

Standard Sets:

R/B = 1 red, 1 black

S = 1 each of 10 colors

S(color) = 10 of one color

S14 = Set of 10 solid, 4 kilo color*

S16 = Set of 10 solid, 6 kilo color*
(Ex. 204XJ-12-S or 604XJ-12-R/B)

Muti-color Unit:

*See Kilo-Color Info on inside back cover.

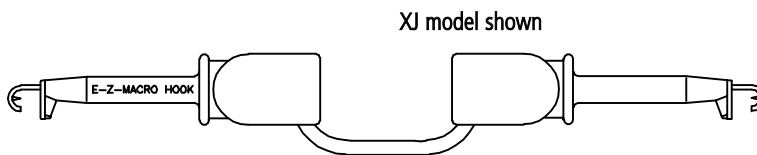
Ordering information:

PART NO. - WIRE LENGTH - COLOR (Example: 604XJ-12-RED)

MACRO-HOOK XJ/XJL TO MACRO-HOOK XJ/XJL JUMPER

18 AWG PVC WIRE

Hook Model	Part Number
XJ	604XJ-(length)-(color)
XJL	604XJL-(length)-(color)
Coil cord, add C after part no. (Ex. 604XJC)	



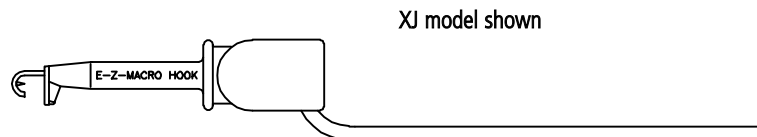
XJ model shown

MACRO-HOOK: See selected model style.

MACRO-HOOK XJ/XJL TO LEAD ONLY . . . NO INTERFACE

18 AWG PVC WIRE

Hook Model	Part Number
XJ	613XJ-(length)-(color)
XJL	613XJL-(length)-(color)
Coil cord, add C after part no. (Ex. 613XJLC)	



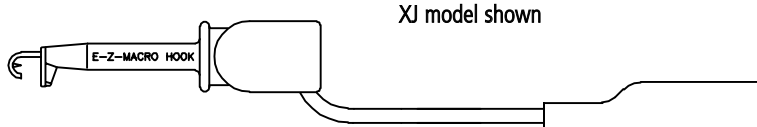
XJ model shown

MACRO-HOOK: See selected model style.

MACRO-HOOK XJ/XJL TO STANDARD ALLIGATOR CLIP

18 AWG PVC WIRE

Hook Model	Part Number
XJ	619XJ-(length)-(color)
XJL	619XJL-(length)-(color)
Coil cord, add C after part no. (Ex. 619XJLC)	



XJ model shown

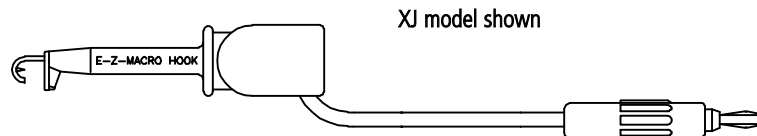
MACRO-HOOK: See selected model style.

ALLIGATOR CLIP: See Part No. 9274.

MACRO-HOOK XJ/XJL TO STANDARD BANANA PLUG

18 AWG PVC WIRE

Hook Model	Part Number
XJ	BXJ-(length)-(color)
XJL	BXJL-(length)-(color)
Coil cord, add C after part no. (Ex. BXJC)	



XJ model shown

MACRO-HOOK: See selected model style.

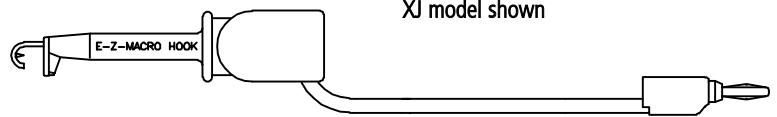
STANDARD BANANA PLUG: See Part No. 9214.

E-Z-MACRO-HOOK, INSULATION-PIERCING TEST LEADS: XJ & XJL

MACRO-HOOK XJ/XJL TO STACKING STANDARD BANANA PLUG

18 AWG PVC WIRE

Hook Model	Part Number
XJ	601XJ-(length)-(color)
XJL	601XJL-(length)-(color)
Coil cord, add C after part no. (Ex. 601XJLC)	

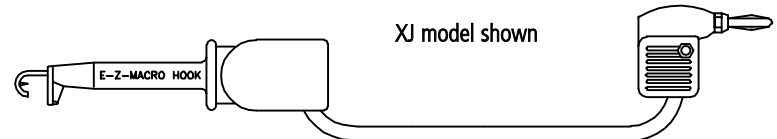


MACRO-HOOK: See selected model style.
STACKING STANDARD BANANA PLUG: See Part No. 9260.

MACRO-HOOK XJ/XJL TO METER BANANA PLUG

18 AWG PVC WIRE

Hook Model	Part Number
XJ	605XJ-(length)-(color)
XJL	605XJL-(length)-(color)
Coil cord, add C after part no. (Ex. 605XJC)	

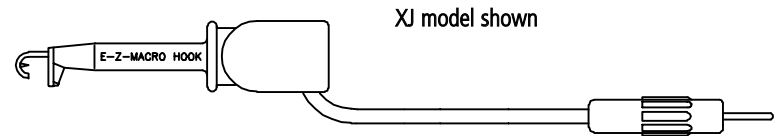


MACRO-HOOK: See selected model style.
METER BANANA PLUG: See Part No. 9206.

MACRO-HOOK XJ/XJL TO .080" (2.03mm) PIN PLUG

18 AWG PVC WIRE

Hook Model	Part Number
XJ	AXJ-(length)-(color)
XJL	AXJL-(length)-(color)
Coil cord, add C after part no. (Ex. AXJLC)	

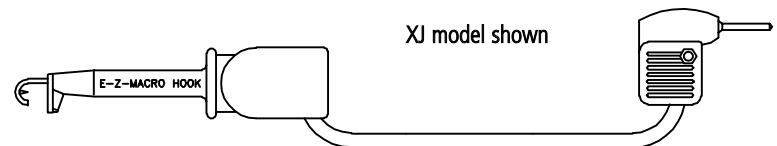


MACRO-HOOK: See selected model style.
.080" (2.03) PIN PLUG: See Part No. 9250.

MACRO-HOOK XJ/XJL TO .080" (2.03mm) METER PIN PLUG

18 AWG PVC WIRE

Hook Model	Part Number
XJ	606XJ-(length)-(color)
XJL	606XJL-(length)-(color)
Coil cord, add C after part no. (Ex. 606XJC)	

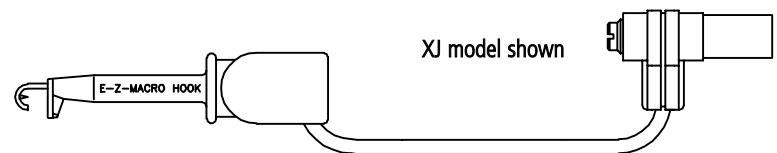


MACRO-HOOK: See selected model style.
.080" (2.03) METER PIN PLUG: See Part No. 9207.

MACRO-HOOK XJ/XJL TO SHROUDED RIGHT ANGLE STANDARD BANANA PLUG

18 AWG PVC WIRE

Hook Model	Part Number
XJ	632XJ-(length)-(color)
XJL	632XJL-(length)-(color)
Coil cord, add C after part no. (Ex. 632XJC)	

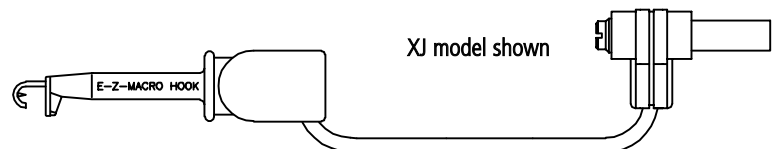


MACRO-HOOK: See selected model style.
SHROUDED BANANA PLUG: See Part No. 9301.

MACRO-HOOK XJ/XJL TO SHROUDED RIGHT ANGLE STANDARD BANANA PLUG

18 AWG PVC WIRE

Hook Model	Part Number
XJ	633XJ-(length)-(color)
XJL	633XJL-(length)-(color)
Coil cord, add C after part no. (Ex. 633XJLC)	



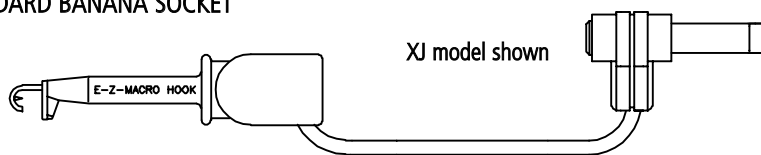
MACRO-HOOK: See selected model style.
SHROUDED BANANA PLUG: See Part No. 9302.

E-Z-MACRO-HOOK, INSULATION-PIERCING TEST LEADS: XJ & XJL

MACRO-HOOK XJ/XJL TO SHROUDED RIGHT ANGLE STANDARD BANANA SOCKET

18 AWG PVC WIRE

Hook Model	Part Number
XJ	634XJ -(length)-(color)
XJL	634XJL -(length)-(color)
Coil cord, add C after part no. (Ex. 634XJLC)	

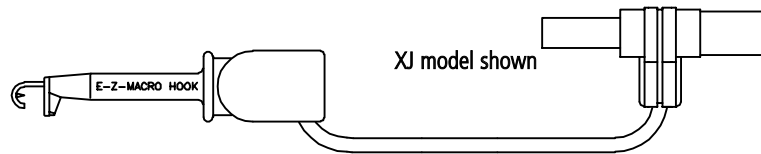


MACRO-HOOK: See selected model style.
SHROUDED BANANA SOCKET: See Part No. 9309.

MACRO-HOOK XJ/XJL TO STACKING SHROUDED RIGHT ANGLE STANDARD BANANA PLUG

18 AWG PVC WIRE

Hook Model	Part Number
XJ	635XJ -(length)-(color)
XJL	635XJL -(length)-(color)
Coil cord, add C after part no. (Ex. 635XJC)	

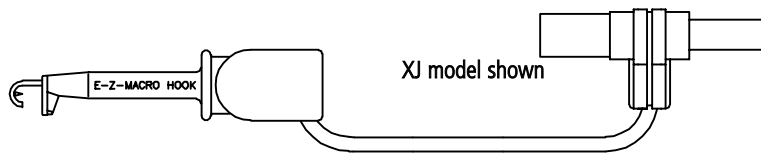


MACRO-HOOK: See selected model style.
STACKING SHROUDED BANANA PLUG: See Part No. 9305.

MACRO-HOOK XJ/XJL TO STACKING SHROUDED RIGHT ANGLE STANDARD BANANA PLUG

18 AWG PVC WIRE

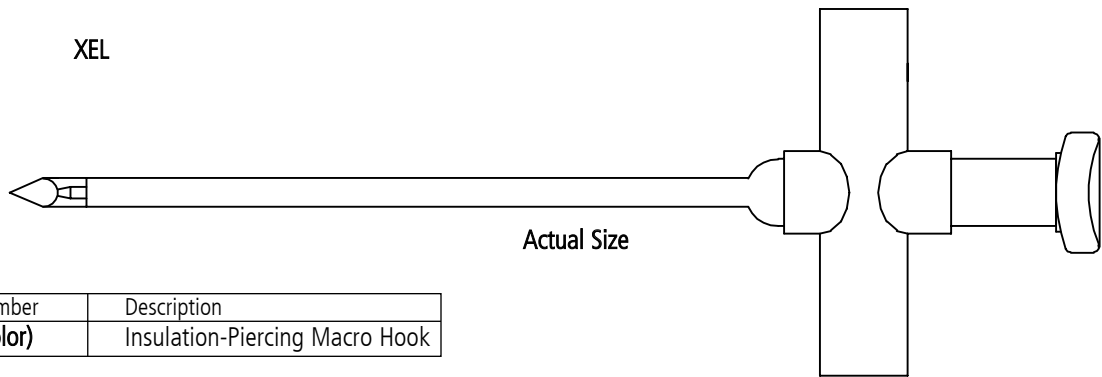
Hook Model	Part Number
XJ	636XJ -(length)-(color)
XJL	636XJL -(length)-(color)
Coil cord, add C after part no. (Ex. 636XJLC)	



MACRO-HOOK: See selected model style.
STACKING SHROUDED BANANA PLUG: See Part No. 9306.

E-Z-MACRO-HOOK, INSULATION-PIERCING: XEL

XEL



Part Number	Description
XEL-(color)	Insulation-Piercing Macro Hook

Standard Model Construction:

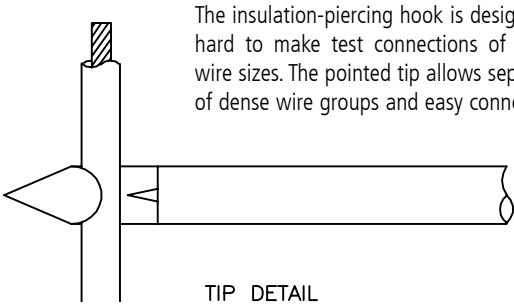
The hypo-action plunger and tip housing are molded in durable nylon. Contact point is a single piece of stainless steel with insulated shaft and tip, permitting connection for .050" to .150" diameter wire. A single stainless steel compression spring controls the piercing action.

Colors: Available in 10 standard colors. See inside back cover for details.

E-Z-Hook lead options: See pages 54-55. Part is also available with factory installed leads, see following page.

Features:

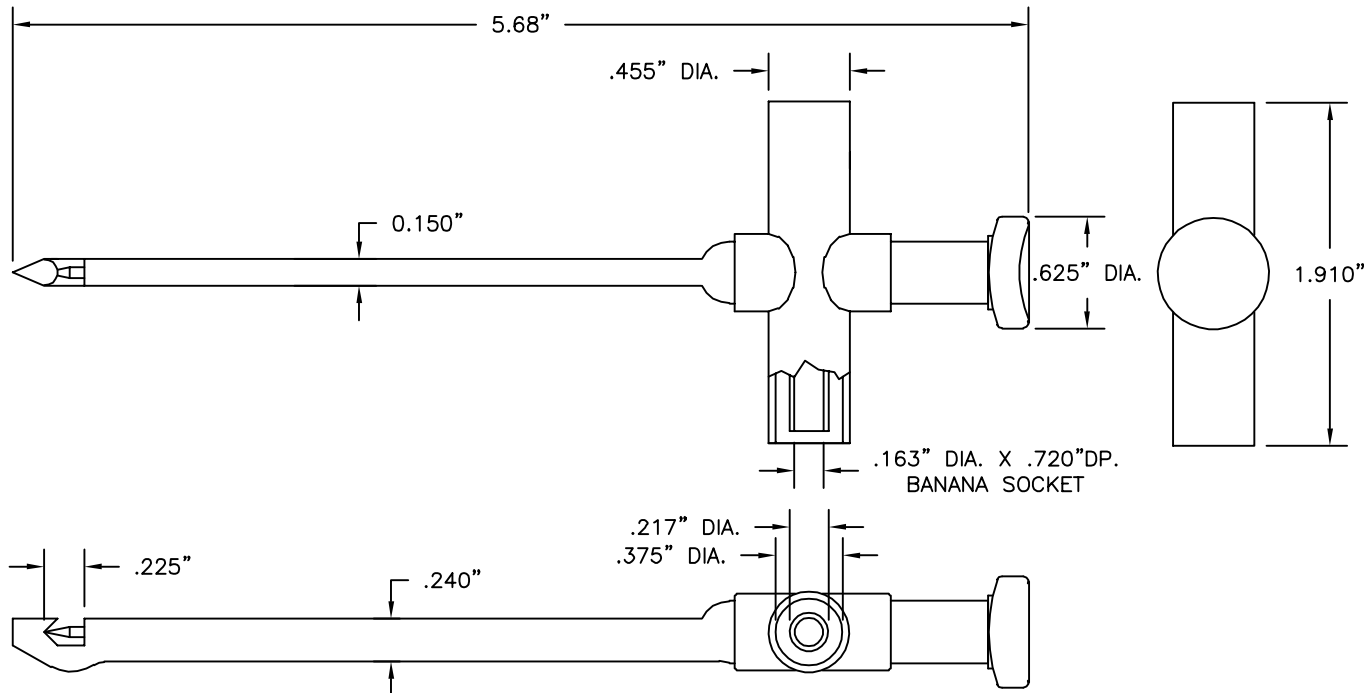
- Nylon exterior is impervious to most cleaning solvents and fuels
- Fully insulated shaft and tip prevents shorts
- Spring loaded design is easy to use and v-shaped tip separates wire bundles for ease of connection to individual wires
- Insulated banana socket in T-shape handle allows for quick lead change and multiple interface capabilities
- Accepts standard and shrouded banana plugs



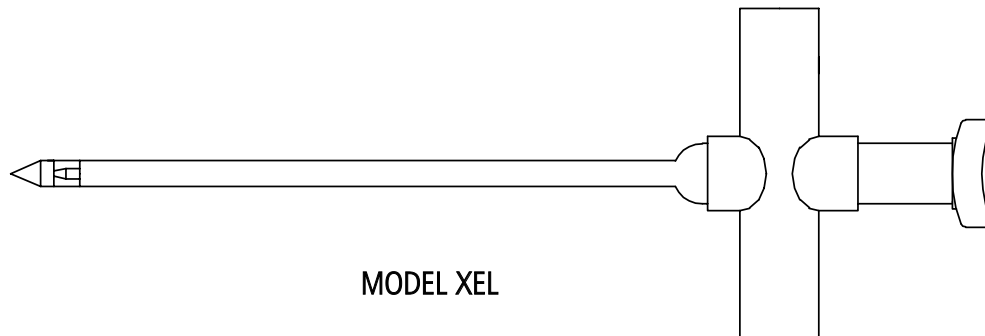
The insulation-piercing hook is designed for hard to make test connections of varying wire sizes. The pointed tip allows separation of dense wire groups and easy connection.

EXCELLENT FOR AUTOMOTIVE TESTING

Be sure to look at E-Z-Hook's Automotive Kits featuring the XEL hook. Page 114.



E-Z-MACRO-HOOK, INSULATION-PIERCING TEST LEADS: XEL



MODEL XEL

AVAILABLE IN THE FOLLOWING TEST LEAD COMBINATIONS

Additional lead lengths, wire types, and custom leads are available upon request.

Standard wire for the following leads is 18 AWG PVC or 20 AWG coil cord, unless otherwise noted.

Standard lengths include:

12"	30cm	36"	90cm
18"	45cm	48"	120cm
24"	60cm	60"	150cm
60" Coil Cord			

COLOR CHART	
Black	Green
Brown	Blue
Red	Violet
Orange	Gray
Yellow	White

Test leads available in the above colors.

SETS & CUSTOM COLOR

Standard Sets:

R/B = 1 red, 1 black
 S = 1 each of 10 colors
 S(color) = 10 of one color
 S14 = Set of 10 solid, 4 kilo color*
 S16 = Set of 10 solid, 6 kilo color*
 (Ex. 604XEL-12-S or 604XEL-12-R/B)

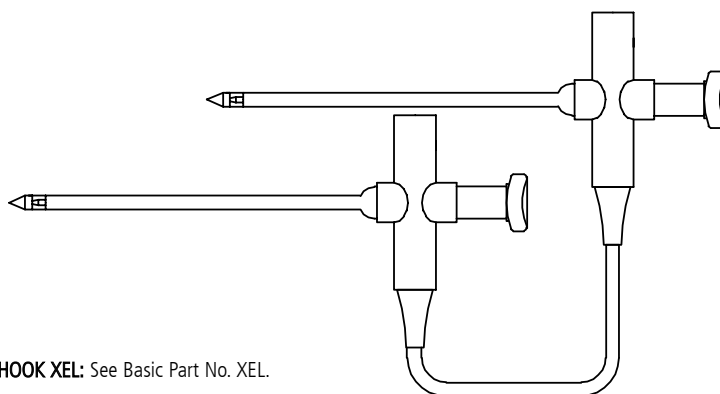
Muti-color Unit:

*See Kilo-Color Info on inside back cover.

PLEASE SPECIFY LENGTH IN INCHES WHEN ORDERING

E-Z-HOOK XEL TO E-Z-HOOK XEL JUMPER

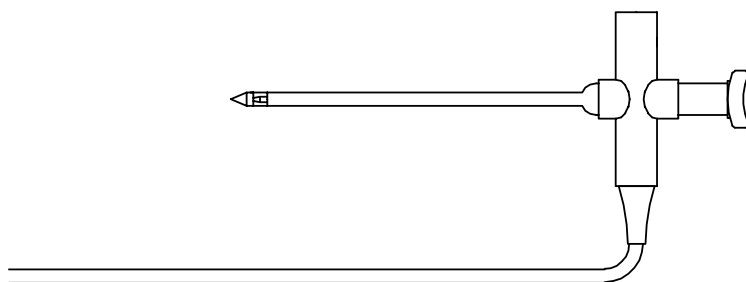
Hook Model	Part Number
PVC 18 AWG	604XEL-(length)-(color)
Coil Cord, 20 AWG	604XELC-(length)-(color)
Silicone, 18 AWG	404XEL-(length)-(color)



E-Z-HOOK XEL: See Basic Part No. XEL.

E-Z-HOOK XEL TO LEAD ONLY . . . NO INTERFACE


Hook Model	Part Number
PVC, 18 AWG	613XEL-(length)-(color)
Coil Cord, 20 AWG	613XELC-(length)-(color)
Silicone, 18 AWG	413XEL-(length)-(color)



E-Z-HOOK XEL: See Basic Part No. XEL.

E-Z-HOOK XEL TO STANDARD BANANA PLUG

Hook Model	Part Number
PVC, 18 AWG	BXEL-(length)-(color)
Coil Cord, 20 AWG	BXELC-(length)-(color)
Silicone, 18 AWG	BXEL4-(length)-(color)

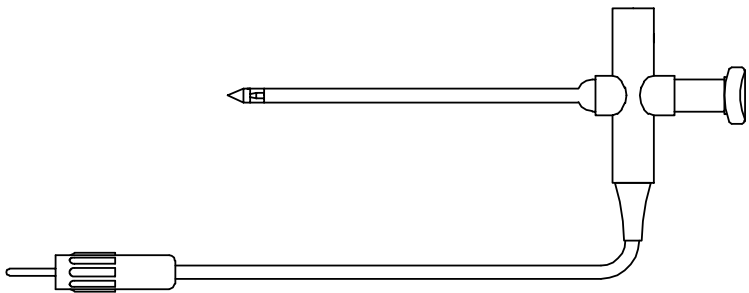


E-Z-HOOK XEL: See Basic Part No. XEL.
 STANDARD BANANA PLUG: See Part No. 9214.

E-Z-MACRO-HOOK, INSULATION-PIERCING TEST LEADS: XEL

E-Z-HOOK XEL TO .080" (2.03mm) PIN PLUG

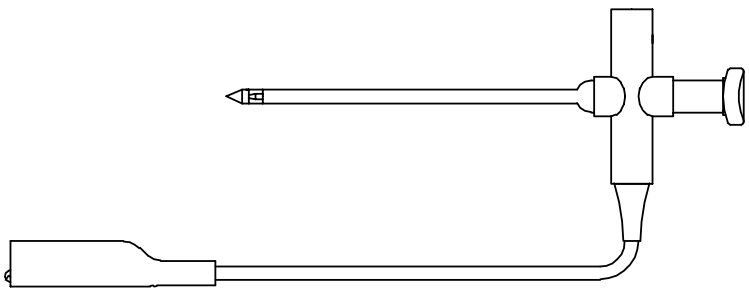
Hook Model	Part Number
PVC, 18 AWG	AXEL -(length)-(color)
Coil Cord, 20 AWG	AXELC -(length)-(color)
Silicone, 18 AWG	AXEL4 -(length)-(color)



E-Z-HOOK XEL: See Basic Part No. XEL.
.080" (2.03) PIN PLUG: See Part No. 9250.

E-Z-HOOK XEL TO STANDARD ALLIGATOR CLIP

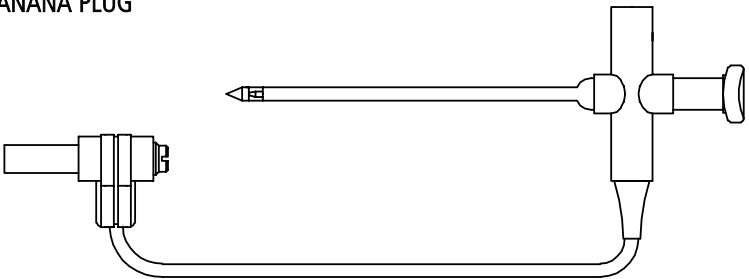
Hook Model	Part Number
PVC, 18 AWG	619XEL -(length)-(color)
Coil Cord, 20 AWG	619XELC -(length)-(color)
Silicone, 18 AWG	419XEL -(length)-(color)



E-Z-HOOK XEL: See Basic Part No. XEL.
ALLIGATOR CLIP: See Part No. 9274.

E-Z-HOOK XEL TO SHROUDED RIGHT ANGLE STANDARD BANANA PLUG

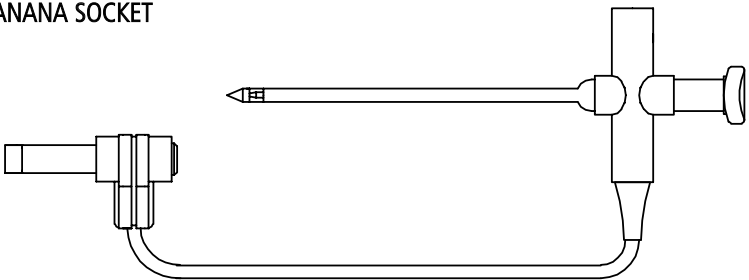
Hook Model	Part Number
PVC, 18 AWG	633XEL -(length)-(color)
Coil Cord, 20 AWG	633XELC -(length)-(color)
Silicone, 18 AWG	433XEL -(length)-(color)



E-Z-HOOK XEL: See Basic Part No. XEL.
SHROUDED BANANA PLUG: See Part No. 9302.

E-Z-HOOK XEL TO SHROUDED RIGHT ANGLE STANDARD BANANA SOCKET

Hook Model	Part Number
PVC, 18 AWG	634XEL -(length)-(color)
Coil Cord, 20 AWG	634XELC -(length)-(color)
Silicone, 18 AWG	434XEL -(length)-(color)

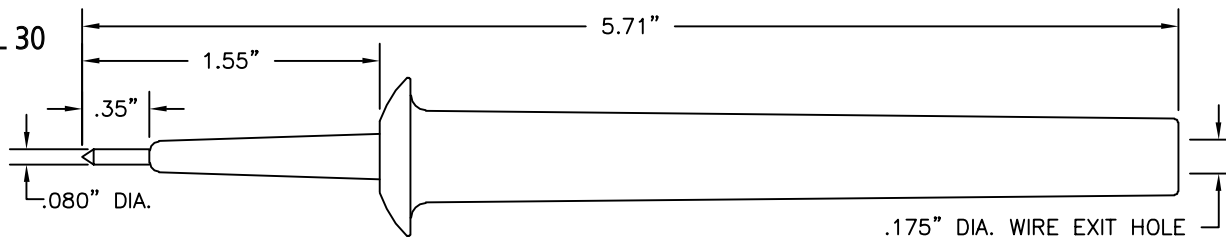


E-Z-HOOK XEL: See Basic Part No. XEL.
SHROUDED BANANA SOCKET: See Part No. 9309.

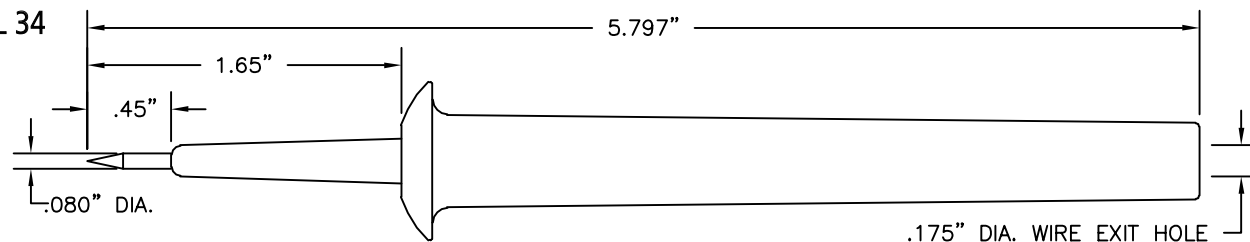
PROBES

HAND-HELD TEST PROBE

PROBE
MODEL 30



PROBE
MODEL 34



Part No.	Description
30-(color)	Standard Pin Tip Probe
31-(color)	Std. Pin Tip Probe w/ Std. Banana Socket
34-(color)	Standard Needle Tip Probe
35-(color)	Std. Needle Tip Probe w/ Std. Banana Socket

TEST PROBE Only (No Lead):

Model 30/31

.080" (2mm) x .350" (8.9mm) pin tip mounted in removable press fit plastic front section. Tapered plastic E-Z-Grip handle with finger rest flange.

Model 34/35

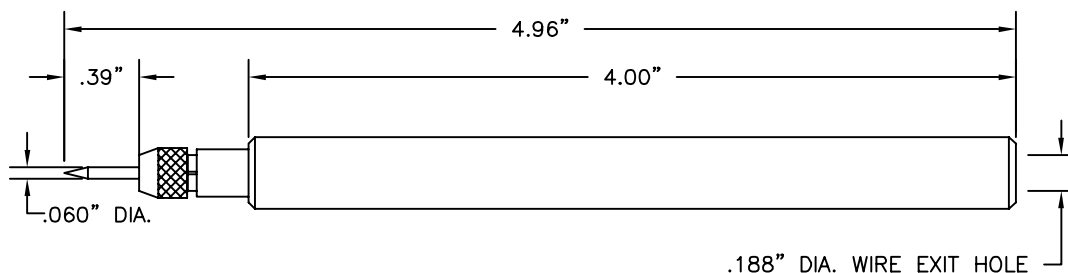
.080" (2mm) x .450" (11.4mm) needle tip mounted in removable press fit plastic front section. Tapered plastic E-Z-Grip handle with finger rest flange.

CRIMP TYPE LEAD WIRE STRAIN RELIEF SUPPLIED WITH WIRED ASSEMBLIES.

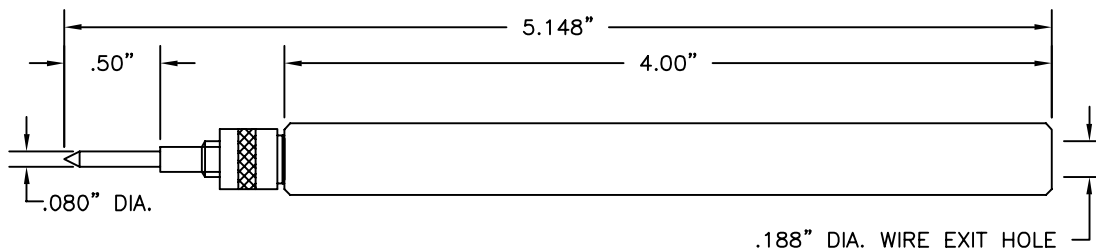
COLORS: Red, black, blue & green.

HAND-HELD TEST PROBE

PROBE
MODEL 32



PROBE
MODEL 33



Part No.	Description
32-(color)	.060" Standard Needle Probe
33-(color)	.080" Standard Tip Probe
36-(color)	.060" Std. Needle Tip Probe w/ Std. Banana Socket
37-(color)	.080" Std. Tip Probe w/ Std. Banana Socket

TEST PROBE ONLY (No Lead)

Model 32/36

.060" (1.524mm) phono needle tip, 1/4-32 thd. assembly, solder connection. Probe model numbers 32 and 36 have a removable tip.

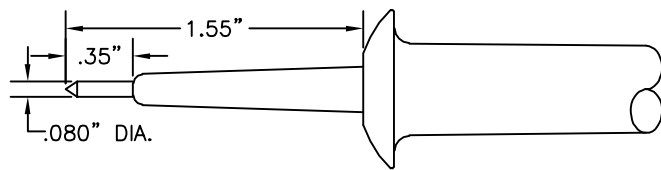
.060" replacement tip part number is **8208**.

Model 33/37

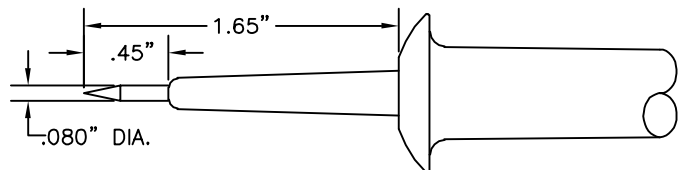
.080" (2.03mm) pin tip, 1/4-32 thd. assembly, solderless connection.

COLORS: Red or black.


TEST PROBE LEADS



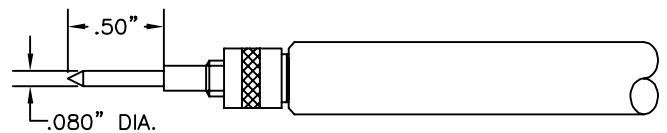
PROBE 30



PROBE 34



PROBE 32



PROBE 33

ALL PROBE MODELS AVAILABLE IN THE FOLLOWING TEST LEAD COMBINATIONS

Standard wire for the following leads is 18 AWG PVC.

20 AWG coil cord (10" coil length, 6" pigtails) is also available.

Additional lead lengths, wire types, and custom leads are available upon request.

PLEASE SPECIFY LENGTH IN INCHES WHEN ORDERING

Ordering information:

PART NO. - WIRE LENGTH - COLOR (ex. 658-12-RED)

Standard lengths include:

36"	90cm
48"	120cm
60"	150cm

COLOR CHART

30 & 34	Red, black, blue, green
32 & 33	Red, black

SETS & CUSTOM COLOR

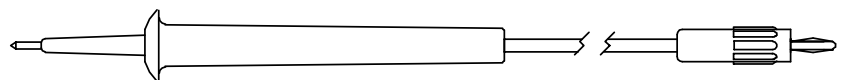
Standard Sets:

R/B = 1 red, 1 black

TEST PROBE TO STANDARD BANANA PLUG

Probe No.	Part No.
Probe 30	658-(length)-(color)
Probe 32	BX632-(length)-(color)
Probe 33	BX633-(length)-(color)
Probe 34	BX634-(length)-(color)

Coil cord, add C after part no. (for ex. BX633C)



TEST PROBE: Select probe model.

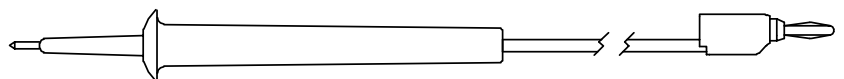
STANDARD BANANA PLUG: See Part No. 9214.

LEAD WIRE: 18 AWG PVC

TEST PROBE TO STACKING STANDARD BANANA PLUG

Probe No.	Part No.
Probe 30	659-(length)-(color)
Probe 32	60132-(length)-(color)
Probe 33	60133-(length)-(color)
Probe 34	60134-(length)-(color)

Coil cord, add C after part no. (for ex. 659C)



TEST PROBE: Select probe model.

STACKING STANDARD BANANA PLUG: See Part No. 9260.

LEAD WIRE: 18 AWG PVC

TEST PROBE TO METER BANANA PLUG

Probe No.	Part No.
Probe 30	662-(length)-(color)
Probe 32	60532-(length)-(color)
Probe 33	60533-(length)-(color)
Probe 34	60534-(length)-(color)

Coil cord, add C after part no. (for ex. 60534C)



TEST PROBE: See probe model style.

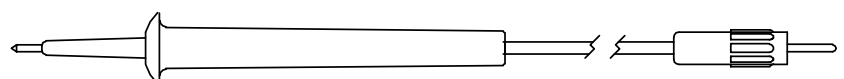
METER BANANA PLUG: See Part No. 9206.

LEAD WIRE: 18 AWG PVC

TEST PROBE TO .080" (2.03mm) PIN PLUG

Probe No.	Part No.
Probe 30	660-(length)-(color)
Probe 32	AX632-(length)-(color)
Probe 33	AX633-(length)-(color)
Probe 34	AX634-(length)-(color)

Coil cord, add C after part no. (for ex. AX633C)



TEST PROBE: Select probe model.

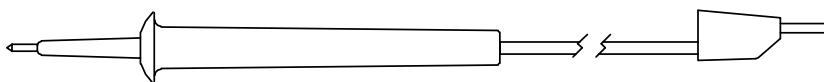
.080" (2.03mm) PIN PLUG: See Part No. 9250.

LEAD WIRE: 18 AWG PVC

TEST PROBE LEADS

TEST PROBE TO .080" (2.03mm) STACKING PIN PLUG

Probe No.	Part No.
Probe 30	661-(length)-(color)
Probe 32	60232-(length)-(color)
Probe 33	60233-(length)-(color)
Probe 34	60234-(length)-(color)
Coil cord, add C after part no. (for ex. 60232C)	



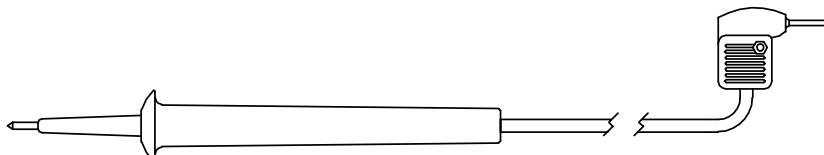
TEST PROBE: Select probe model.

STACKING .080" (2.03mm) PIN PLUG: See Part No. 9259.

LEAD WIRE: 18 AWG PVC

TEST PROBE TO METER PIN PLUG

Probe No.	Part No.
Probe 30	663-(length)-(color)
Probe 32	60632-(length)-(color)
Probe 33	60633-(length)-(color)
Probe 34	60634-(length)-(color)
Coil cord, add C after part no. (for ex. 60634C)	



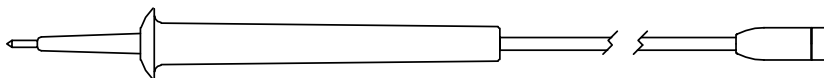
TEST PROBE: Select probe model.

.080" METER PIN PLUG: See Part No. 9207.

LEAD WIRE: 18 AWG PVC

TEST PROBE TO STANDARD BANANA SOCKET

Probe No.	Part No.
Probe 30	664-(length)-(color)
Probe 32	61032-(length)-(color)
Probe 33	61033-(length)-(color)
Probe 34	61034-(length)-(color)
Coil cord, add C after part no. (for ex. 664C)	



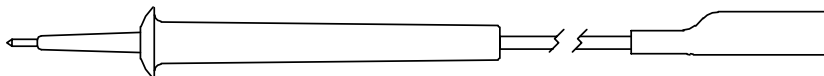
TEST PROBE: Select probe model.

STANDARD BANANA SOCKET: See Part No. 9210.

LEAD WIRE: 18 AWG PVC

TEST PROBE TO STANDARD ALLIGATOR CLIP

Probe No.	Part No.
Probe 30	669-(length)-(color)
Probe 32	61932-(length)-(color)
Probe 33	61933-(length)-(color)
Probe 34	61934-(length)-(color)
Coil cord, add C after part no. (for ex. 61932C)	



TEST PROBE: Select probe model.

STANDARD ALLIGATOR CLIP: See Part No. 9274.

LEAD WIRE: 18 AWG PVC

TEST PROBE TO SHROUDED RIGHT ANGLE STANDARD BANANA PLUG

Probe No.	Part No.
Probe 30	666-(length)-(color)
Probe 32	63332-(length)-(color)
Probe 33	63333-(length)-(color)
Probe 34	63334-(length)-(color)
Coil cord, add C after part no. (for ex. 63334C)	



TEST PROBE: Select probe model.

SHROUDED RIGHT ANGLE STANDARD PLUG: See Part No. 9302.

LEAD WIRE: 18 AWG PVC

TEST PROBE TO SHROUDED RIGHT ANGLE STANDARD BANANA PLUG

Probe No.	Part No.
Probe 30	667-(length)-(color)
Probe 32	63232-(length)-(color)
Probe 33	63233-(length)-(color)
Probe 34	63234-(length)-(color)
Coil cord, add C after part no. (for ex. 63233C)	



TEST PROBE: Select probe model.

SHROUDED RIGHT ANGLE STANDARD PLUG: See Part No. 9301.

LEAD WIRE: 18 AWG PVC

TEST PROBE TO RIGHT ANGLE STANDARD BANANA PLUG

Probe No.	Part No.
Probe 30	668-(length)-(color)
Probe 32	63132-(length)-(color)
Probe 33	63133-(length)-(color)
Probe 34	63134-(length)-(color)
Coil cord, add C after part no. (for ex. 63133C)	



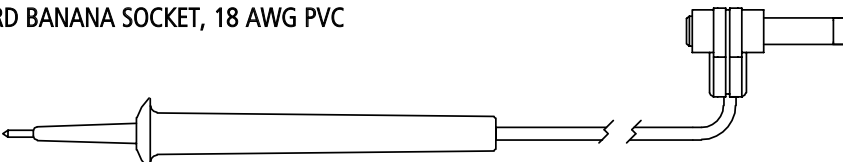
TEST PROBE: Select probe model.

STANDARD BANANA PLUG: See Part No. 9304.

LEAD WIRE: 18 AWG PVC

TEST PROBE TO SHROUDED RIGHT ANGLE STANDARD BANANA SOCKET, 18 AWG PVC

Probe No.	Part No.
Probe 30	665-(length)-(color)
Probe 32	63432-(length)-(color)
Probe 33	63433-(length)-(color)
Probe 34	63434-(length)-(color)
Coil cord, add C after part no. (for ex. 63433C)	



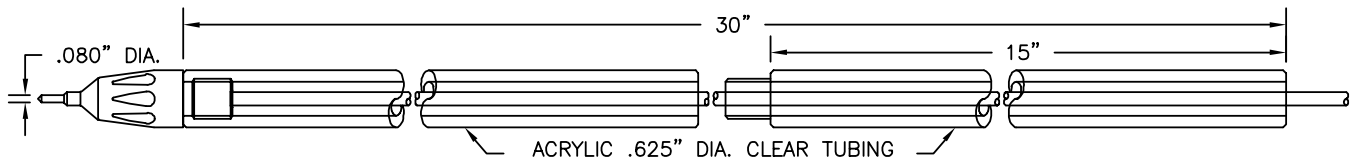
TEST PROBE: Select probe model.

SHROUDED RIGHT ANGLE STANDARD BANANA SOCKET: See Part No. 9309.

LEAD WIRE: 18 AWG PVC

LONG HANDLE TEST PROBE AND LEADS

PROBE MODEL 40

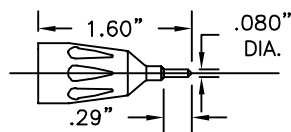


CONSTRUCTION: .080" (2.03mm) 1/4-32 threaded assembly, solderless connection. Plated brass tip. Clear acrylic probe unscrews into two 15" (381 mm) pieces for convenient storage. Available with factory assembled leads only. 18 AWG PVC wire.

NOTE: Model 40 Probe comes standard with model 9398 tip. You may purchase additional tips separately.

Your probe will come with this tip

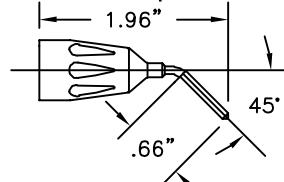
Probe Tip 9398



Part No.	Description
9398	.080" Pin Tip for Long Handle Probe

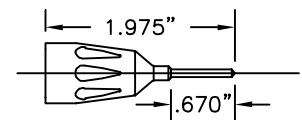
Additional Long Handle Probe Tips:

Probe Tip 9399



Part No.	Description
9399	45° .080" Pin Tip for Long Handle Probe

Probe Tip 9400



Part No.	Description
9400	Extended .080" Pin Tip for Long Handle Probe

LONG HANDLE PROBE AVAILABLE IN THE FOLLOWING TEST LEAD COMBINATIONS

All probes come standard with 9398 tip.
Standard wire for the following leads is 18 AWG PVC.

Additional lead lengths, wire types, and custom leads are available upon request.

PLEASE SPECIFY LENGTH IN INCHES WHEN ORDERING

Standard lengths include:

36"	90cm
48"	120cm
60"	150cm

Lead length measurement does not include handle.

COLOR CHART

Red, black

SETS & CUSTOM COLOR

Standard Sets:

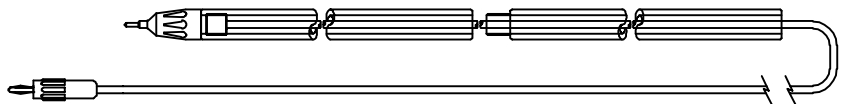
R/B = 1 red, 1 black

LONG HANDLE TEST PROBE TO STANDARD BANANA PLUG, 18 AWG PVC

Probe No.	Part No.
Probe 40	BX640-(length)-(color)

TEST PROBE See probe model 40.

STANDARD BANANA PLUG: See Part No. 9214.




LONG HANDLE TEST PROBE TO STACKING STANDARD BANANA PLUG, 18 AWG PVC

Probe No.	Part No.
Probe 40	60140-(length)-(color)

TEST PROBE See probe model 40.

STACKING STANDARD BANANA PLUG: See Part No. 9260.




TEST PROBE TO METER BANANA PLUG, 18 AWG PVC

Probe No.	Part No.
Probe 40	60540-(length)-(color)

TEST PROBE See probe model 40.

METER BANANA PLUG: See Part No. 9206.

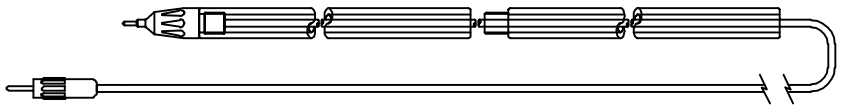


TEST PROBE TO .080" (2.03mm) PIN PLUG, 18 AWG PVC

Probe No.	Part No.
Probe 40	AX640-(length)-(color)

TEST PROBE See probe model 40.

.080" (2.03mm) PIN PLUG: See Part No. 9250.

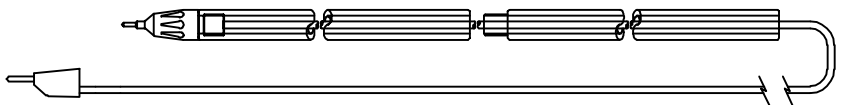


TEST PROBE TO .080" (2.03mm) STACKING PIN PLUG, 18 AWG PVC

Probe No.	Part No.
Probe 40	60240-(length)-(color)

TEST PROBE See probe model 40.

STACKING .080" (2.03mm) PIN PLUG: See Part No. 9259.




LONG HANDLE TEST PROBE LEADS

LONG HANDLE TEST PROBE TO METER PIN PLUG, 18 AWG PVC

Probe No.	Part No.
Probe 40	60640 -(length)-(color)


TEST PROBE See probe model 40.
.080" METER PIN PLUG: See Part No. 9207.



LONG HANDLE TEST PROBE TO STANDARD BANANA SOCKET, 18 AWG PVC

Probe No.	Part No.
Probe 40	61040 -(length)-(color)


TEST PROBE See probe model 40.
STANDARD BANANA SOCKET: See Part No. 9210.



LONG HANDLE TEST PROBE TO STANDARD ALLIGATOR CLIP, 18 AWG PVC

Probe No.	Part No.
Probe 40	61940 -(length)-(color)


TEST PROBE See probe model 40.
STANDARD ALLIGATOR CLIP: See Part No. 9274.



LONG HANDLE TEST PROBE TO SHROUDED RIGHT ANGLE STANDARD BANANA PLUG, 18 AWG PVC

Probe No.	Part No.
Probe 40	63340 -(length)-(color)

TEST PROBE See probe model 40.
SHROUDED RIGHT ANGLE STANDARD PLUG: See Part No. 9302.



LONG HANDLE TEST PROBE TO SHROUDED RIGHT ANGLE STANDARD BANANA PLUG, 18 AWG PVC

Probe No.	Part No.
Probe 40	63240 -(length)-(color)

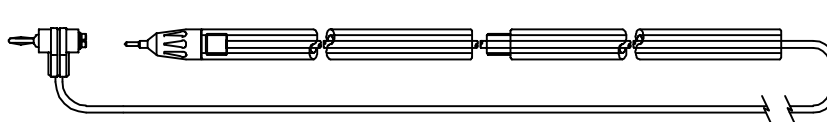
TEST PROBE See probe model 40.
SHROUDED RIGHT ANGLE STANDARD PLUG: See Part No. 9301.



LONG HANDLE TEST PROBE TO RIGHT ANGLE STANDARD BANANA PLUG, 18 AWG PVC

Probe No.	Part No.
Probe 40	63140 -(length)-(color)


TEST PROBE See probe model 40.
STANDARD BANANA PLUG: See Part No. 9304.



LONG HANDLE TEST PROBE TO SHROUDED RIGHT ANGLE STANDARD BANANA SOCKET, 18 AWG PVC

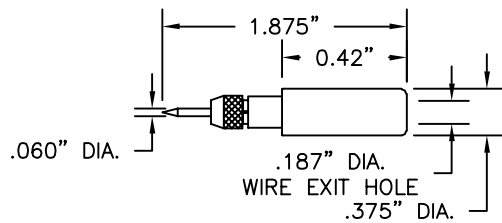
Probe No.	Part No.
Probe 40	63440 -(length)-(color)

TEST PROBE See probe model 40.
SHROUDED RIGHT ANGLE STANDARD BANANA SOCKET: See Part No. 9309.



PROBES & ACCESSORIES

.060" (1.524mm) NEEDLE TIP PROBE

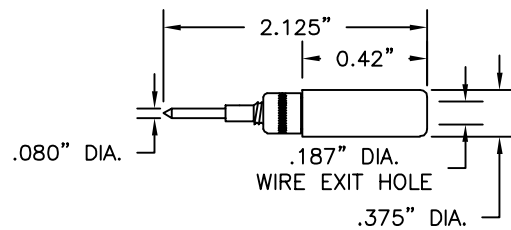


Part No.	Description
9286	Needle Tip Probe

Construction: Plastic handle. 1/4-32 threaded assembly. Solder connection. Nickel plated brass collet. Phono needle point.

Colors: Red and black.

STANDARD .080" (2.03mm) PIN TIP PROBE

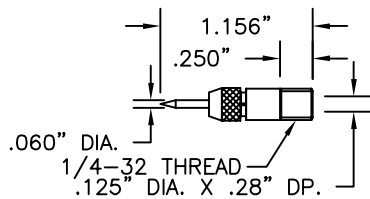


Part No.	Description
9287	Pin Tip Probe; 18 AWG Wire Max

Construction: Plastic handle. 1/4-32 threaded assembly. Solderless connection. Nickel plated brass tip.

Colors: Red and black.

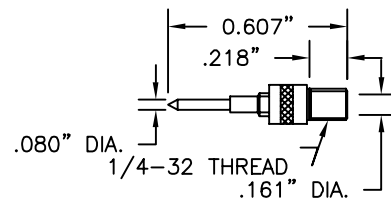
.060" (1.524mm) NEEDLE TIP



Part No.	Description
8202	Replacement Tip for P/N 9286 and 32 Probes
8208	Phono Needle Tip

Construction: Nickel plated brass body. Solder assembly. 1/4-32 thread.

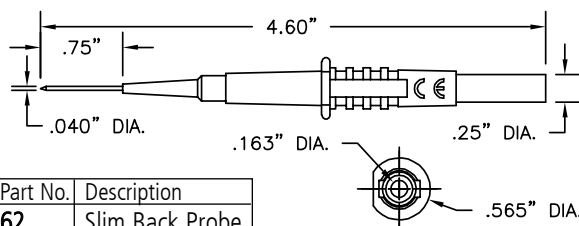
STANDARD .080" (2.03mm) PIN TIP



Part No.	Description
8203	Replacement Tip for P/N 9287 and No. 33 Probes

Construction: Nickel plated brass body and tip. Solderless assembly. 1/4-32 thread. 18 AWG wire max.

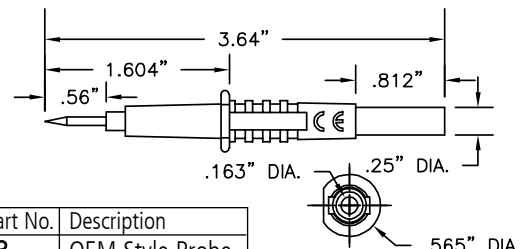
SLIM BACK PROBE WITH BANANA SOCKET



Part No.	Description
62	Slim Back Probe

Construction: Housing is molded glass filled nylon. Banana socket is nickel plated brass. .040" diameter probe is stainless steel wire. Accepts standard and shrouded banana plugs.

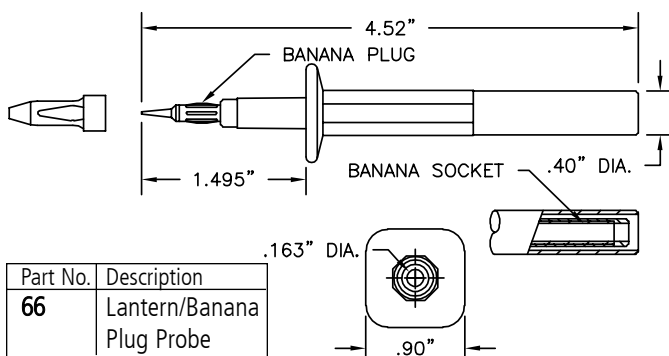
OEM STYLE PROBE WITH BANANA SOCKET



Part No.	Description
63	OEM Style Probe

Construction: Housing is molded glass filled nylon. Banana socket is nickel plated brass. Accepts standard & shrouded banana plugs. Probe tip is stainless steel.

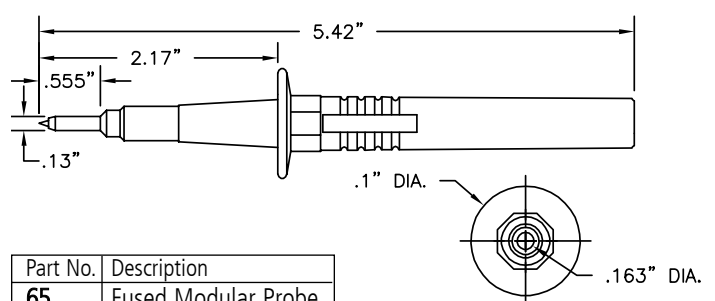
LANTERN/BANANA PLUG PROBE WITH BANANA SOCKET



Part No.	Description
66	Lantern/Banana Plug Probe

Construction: Housing is molded glass filled nylon. Banana socket is nickel plated brass. .040" diameter probe stainless steel spring wire. Accepts standard and shrouded banana plugs.

FUSED MODULAR PROBE WITH BANANA SOCKET

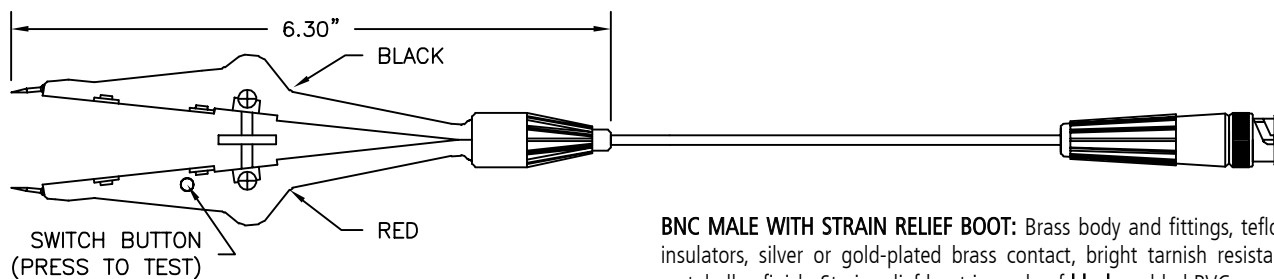


Part No.	Description
65	Fused Modular Probe

Construction: Housing is molded glass filled nylon. Banana socket and probe tip are nickel plated brass. Rating 500mA/1000V/50kA. IEC 1010 rating: 1000V CAT. Accepts standard and shrouded banana plugs.

VARIABLE SPACING PROBE

VARIABLE SPACING TEST PROBE WITH OR WITHOUT ACTIVATION SWITCH FOR CENTER CONTACT TO MALE BNC

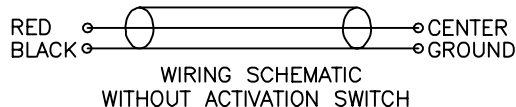



BNC MALE WITH STRAIN RELIEF BOOT: Brass body and fittings, teflon insulators, silver or gold-plated brass contact, bright tarnish resistant metal alloy finish. Strain relief boot is made of **black** molded PVC.

TEST PROBE: Body of probe is made of molded nylon, contacts are hardened steel. Variable spacing probe can be opened to a maximum of one inch (25.4mm). Ideal for single handed probing. Probe No. 4081 style is equipped with an activation switch that lets your meter receive a reading only when switch is depressed. Probe No. 4080 is without activation switch. See wiring schematics.

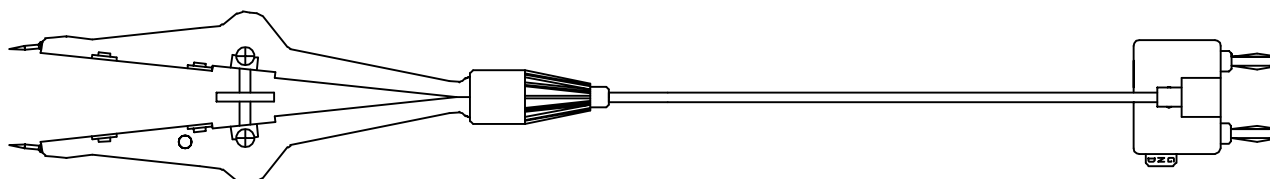
COLOR CHOICES: Center contact side is **red**, ground side is **black**.

CABLE: RG174/U, 50 Ohm, 26 AWG. **COLOR:** Black.



Part No.	Description
4081 -(length)-(color)	Variable Spacing Probe WITH Activation Switch
4080 -(length)-(color)	Variable Spacing Probe WITHOUT Activation Switch

VARIABLE SPACING TEST PROBE WITH OR WITHOUT ACTIVATION SWITCH TO DOUBLE STACKING BANANA PLUG



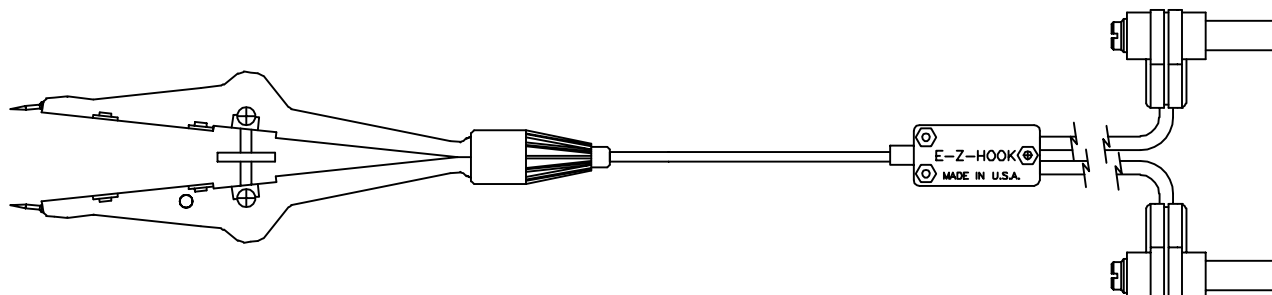
TEST PROBE See selected probe style.

DOUBLE STACKING BANANA PLUG: Nylon handle. Nickel-silver springs. Nickel-plated brass socket. Solderless assembly. See Part No. DB750.

COLOR: Black.

Part No.	Description
4083 -(length)-(color)	Variable Spacing Probe WITH Activation Switch to Double Stacking Banana Plug
4082 -(length)-(color)	Variable Spacing Probe WITHOUT Activation Switch to Double Stacking Banana Plug

VARIABLE SPACING TEST PROBE WITH OR WITHOUT ACTIVATION SWITCH TO SHROUDED RIGHT ANGLE BANANA PLUGS



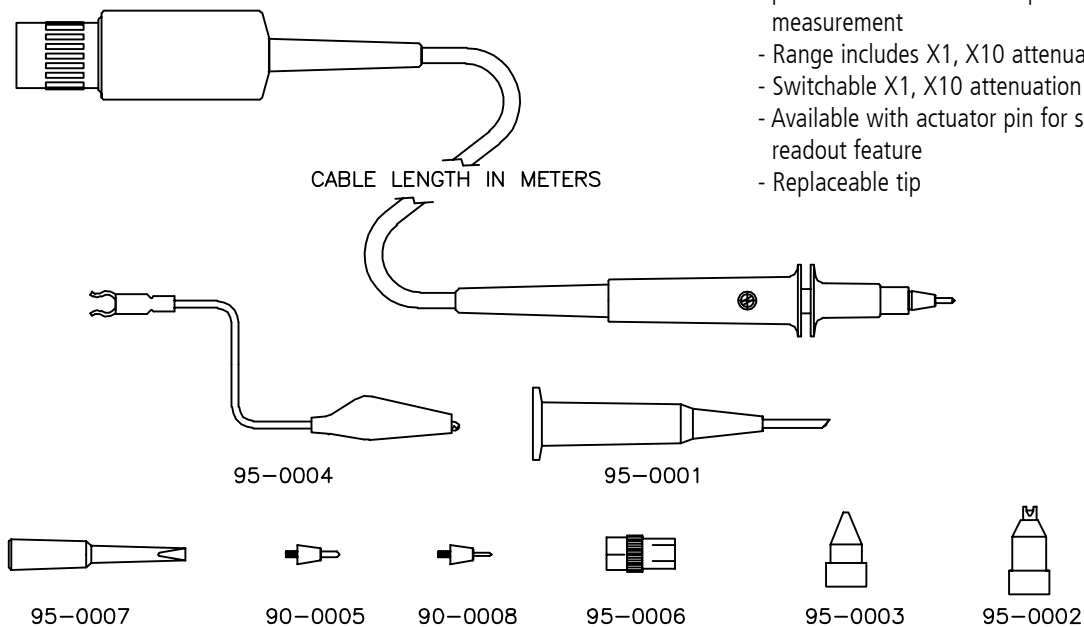
TEST PROBE See selected probe style.

RIGHT ANGLE BANANA PLUGS: Nickel-plated brass body. Nickel-plated phosphor bronze springs. Plastic handle. Solderless assembly. See Part No. 9302.

COLOR: 1 red and 1 black.

Part No.	Description
4085 -(length)-(color)	Variable Spacing Probe WITH Activation Switch to Shrouded Right Angle Banana Plugs
4084 -(length)-(color)	Variable Spacing Probe WITHOUT Activation Switch to Shrouded Right Angle Banana Plugs

MODULAR OSCILLOSCOPE PROBES



- Use with any scope
- Bandwidth D.C. to 300 MHz
- 1.2 Nano second rise time and less than 3 percent overshoot insures precise measurement
- Range includes X1, X10 attenuation
- Switchable X1, X10 attenuation
- Available with actuator pin for scopes with readout feature
- Replaceable tip

MODEL	ATTEN ± 3%	CABLE METERS	INPUT RES M	INPUT *1 CAP pF	BW MHz	MAX INPUT V	COMP RANGE pF	READOUT
90-1-1	X1	1.5	1	<43.0	20	600		
90-1-2	X1	2.0	1	<60.0	12	600		
90-1-3	X1	3.0	1	<80.0	8	600		
90-10-1	X10	1.5	10	<13.0	250	600	10-60	NO
90-10-2	X10	2.0	10	<14.0	200	600	10-60	NO
90-10-3	X10	3.0	10	<17.5	100	600	10-60	NO
90-10-1-R	X10	1.5	10	<13.0	250	600	10-60	YES
90-10-2-R	X10	2.0	10	<14.0	200	600	10-60	YES
90-10-3-R	X10	3.0	10	<17.5	100	600	10-60	YES
90-10-1-H	X10	1.5	10	<13.0	300	600	10-60	NO
90-10-2-H	X10	2.0	10	<14.0	250	600	10-60	NO
90-10-3-H	X10	3.0	10	<17.5	150	600	10-60	NO
90-10-1-HR	X10	1.5	10	<13.0	300	600	10-60	YES
90-10-2-HR	X10	2.0	10	<14.0	250	600	10-60	YES
90 -SW- 1	X10	1.5	10	<13.5	250	600	10-60	NO
	X1		1	<59.0	8			
90 -SW- 2	X10	2.0	10	<14.5	200	600	10-60	NO
	X1		1	<72.0	6			
90 -SW- 3	X10	3.0	10	<18.5	100	600	10-60	NO
	X1		1	<95.0	5			
90-100-2	X100	2.0	10	<5.0	250	600	15-40	NO
90-100-2-A	X100	2.0	10	<5.0	250	600	15-40	YES

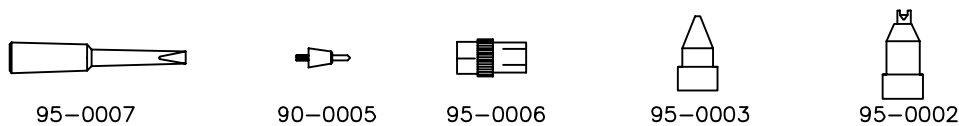
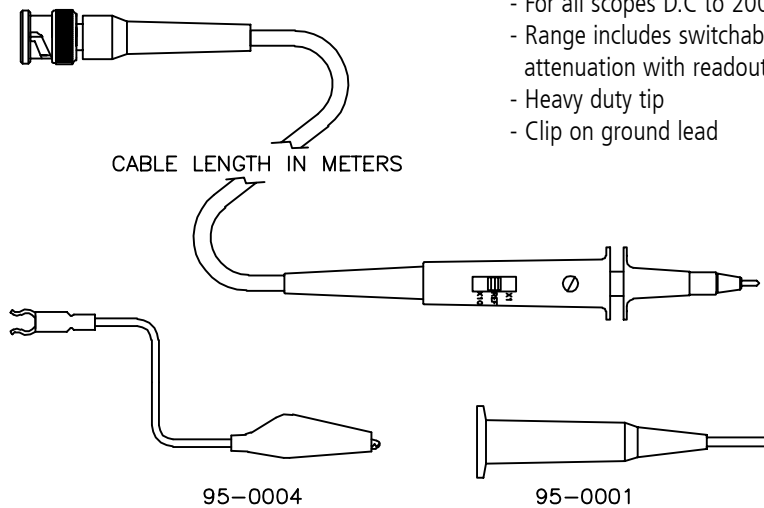
The above supplied with **Accessory Kit 90-0010** consisting of:

Sprung hook	95-0001	BNC adapter	95-0006	I.C. tip	95-0002
Insulating tip	95-0003	Trimmer tool	95-0007	6" Ground lead	95-0004
Probe tip .055"	90-0005	Probe tip .030"	90-0008		

Note: A) 12" Ground lead 95-0005 is available as a spare. B) When ordering spares for the above probes please reference the part number and whether you require the probe head, compensation box, or cable assembly.

MONOLITHIC OSCILLOSCOPE PROBES

- Low cost quality probes
- For all scopes D.C to 200 MHz
- Range includes switchable X1, X10 attenuation with readout feature
- Heavy duty tip
- Clip on ground lead



MODEL	ATTEN ± 3%	CABLE METERS	INPU RES M	INPUT *1 CAP pF	BW MHz	MAX INPUT V	COMP RANGE pF	READOUT
95-1-1	X1	1.5	1	<43.0	20	600		
95-10-1	X10	1.5	10	<10.0	100	600	10-60	NO
95-10-1-R	X10	1.5	10	<10.0	100	600	10-60	YES
95-10-2	X10	2.0	10	<10.5	100	600	10-60	NO
95-10-3	X10	3.0	10	<12.0	100	600	10-60	NO
95-SW-1	X10	1.5	10	<10.5	100	600	10-60	NO
95-SW-2	X1	2.0	1	<45.0	8	600	10-60	NO
	X10		10	<11.0	100			
95-SW-3	X1	3.0	1	<56.0	6	600	10-60	NO
	X10		10	<12.5	100			
	X1		1	<80.0	5			

The above supplied with **Accessory Kit 95-0010** consisting of:

Sprung hook	95-0001	BNC adapter	95-0006	I.C. tip	95-0002
Insulated tip	95-0003	Trimmer tool	95-0007	6" Ground lead	95-0004

Note: 12" Ground lead 95-0005 is available as a spare.

95-SW-2-R	X10	2.0	10	<14.0	100	600	15-47	YES
	X1		1	<56.0	6.7			
95-SW-2-HR	X10	2.0	10	<14.0	200	600	15-47	YES
	X1		1	<56.0	6.7			

The above supplied with **Accessory Kit 95-0012** consisting of:

Sprung hook	95-0001	BNC adapter	95-0006	I.C. tip	95-0002
Insulated tip	95-0003	Trimmer tool	95-0007	6" Ground lead	95-0004
12" GROUND LEAD	95-0005	6-32 adapter	95-0009	*Banana plug tip	95-0011
*Alligator clip	95-0008	Dual probe holder	95-0013		

*Used with 6-32 Adapter 95-0009

E-Z-HOOK CROSS REFERENCE CHART

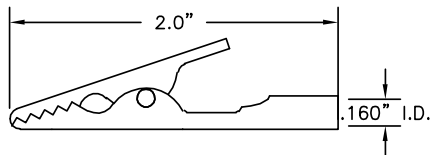
The chart below shows which E-Z-HOOK probe is recommended to give equal performance to other manufacturers' probes. The user may want to select an E-Z-HOOK monolithic for greater economy, or an E-Z-HOOK modular for wider bandwidth and repairability.

MFR. NAME	MODEL#	E-Z-HOOK MONOLITHIC	E-Z-HOOK MODULAR	MFR. NAME	MODEL#	E-Z-HOOK MONOLITHIC	E-Z-HOOK MODULAR	MFR. NAME	MODEL#	E-Z-HOOK MONOLITHIC	E-Z-HOOK MODULAR
TEKTRONIX	P6006	95-1-1	90-1-1	HEWLETT- PACKARD	10007B	95-1-1	90-1-1	KIKUSI	P100-S	95-SW-1	90-SW-1
	P6007	95-100-2	90-100-2		10008B	95-1-2	90-1-2		9081	95-SW-1	90-SW-1
	P6009	95-100-2A	90-100-2A		10013A	95-10-2	90-10-2		9101	95-SW-1	90-SW-1
	P6053B		90-10-1-R		10014A		90-10-1-H		P250-2	95-10-1	90-10-1
	P6101A 01	95-1-1	90-1-1		10016B		90-10-1-H		9101-AM	95-SW-1	90-SW-1
	P6101A	95-1-2	90-1-2		10017A		90-10-1-H		9052-AM	95-100-2	90-100-2
	P6101A 03	95-1-3	90-1-3		10018A	95-10-2	90-10-2	GOULD	PB12	95-SW-1	90-SW-1
	P6103	95-1-1	90-1-1		10021A	95-1-1	90-1-1		PB13	95-10-1	90-10-1
	P6105A 01		90-10-1-R		10022A	95-1-1	90-1-2		PB17	95-100-2	90-100-2
	P6015A 01		90-10-2-R		10040A	95-10-1	90-10-1		PB19	95-10-1	90-10-1
	P6105A		90-10-3-R		10041A	95-10-2	90-10-2		PB20	95-SW-1	90-SW-1
	P6106A 01		90-10-1-HR		10042A	95-10-3	90-10-3		PB36		90-10-1-HR
	P6106A		90-10-2-HR		10432A		90-10-1-H	HAMEG	HZ30	95-10-1	90-10-1
	P6108A	95-1-1	90-1-1		10433A		90-10-2-H		HZ35	95-1-1	90-1-1
	P6109		90-10-1-R		10434A	95-10-1	90-10-1		HZ36	95-SW-1	90-SW-1
	P6119	95-SW-1	90-SW-1		10435A		90-10-1-H		HZ509	95-1-1	90-1-1
	P6121		90-10-1-R		10436A	95-10-2	90-10-2		HZ51	95-10-1	90-10-1
	P6122	95-10-1	90-10-1		10438A	95-1-1	90-1-1		HZ52	95-10-1	90-10-1
	P6122 02	95-10-2	90-10-2		10439A	95-1-2	90-1-2	BECKMAN	HZ53	95-100-2	90-100-2
	P6122 03	95-10-3	90-10-3		10441A	95-100-2	90-100-2		HZ54	95-SW-1	90-SW-1
	P6130 01		90-10-1-R	B & K	PR-33	95-SW-60	90-SW-60		SP20	95-SW-1	90-SW-1
	P6130		90-10-2-R		PR-37	95-SW-1	90-SW-1		SP60	95-SW-1	90-SW-1
	P6130 03		90-10-3-R		PR-40	95-SW-1	90-SW-1		SP100	95-SW-1	90-SW-1
	P6131		90-10-1-HR		PR-45	95-10-1	90-10-1	POMONA	4550	95-SW-1	90-SW-1
	P6131 02		90-10-2-HR		PR-46	95-10-1	90-10-1		5586	95-1-1	90-1-1
	P6133 01		90-10-1-R		PR-47	95-10-1	90-10-1		5587	95-10-1	90-10-1
TEST PROBES, INC.	P6133		90-10-2-R	LEADER	PR-100	95-100-2	90-100-2		5590		90-10-1-R
	P6133 03		90-10-3-R		LP-16BX	95-SW-1	90-SW-1		5621	95-1-1	90-1-1
	P6062B	95-SW-2-R	90-SW-2-R		LP-060X	95-SW-1	90-SW-1		5622	95-10-1	90-10-1
	P6063B	95-SW-2-HR	90-SW-2-HR		LP-100X	95-SW-2	90-SW-2		5707	95-10-2	90-10-2
						95-SW-3	90-SW-3		5708	95-SW-2	90-SW-2
						95-SW-3	90-SW-3		5709		90-10-2-R
	M12SW		90-SW-1	PHILIPS	8924/00	95-1-1	90-1-1	KENWOOD	PC-22	95-SW-1	90-SW-1
	M20SW		90-SW-2		8927A5	95-10-1	90-10-1		PC-29	95-10-1	90-10-1
	M12X1		90-1-1		8933	95-SW-1	90-SW-1		PC-30	95-SW-1	90-SW-1
	M12X10		90-10-1		8935	95-10-1	90-10-1		PC-31		90-10-1-R
	M12X10AP		90-10-1-R		9326	95-SW-1	90-SW-1	LECROY	P9010	95-10-1	90-10-1
	M15X10HF		90-10-1-H		9327	95-SW-1	90-SW-1		P9010/2	95-10-2	90-10-2
	M15X10HFAP		90-10-1-HR		9328	95-SW-1	90-SW-1		P9011	95-SW-1	90-SW-1
	M15X100		90-100-2		9336	95-10-1	90-10-1		P9020		90-10-1-HR
	M20X10		90-10-2		PM8921	95-1-1	90-1-1		P9100	95-100-2	90-100-2
	M20X10AP		90-10-2-R		PM8922/00	95-SW-1	90-SW-1	NICOLET	085-718300	95-1-1	90-1-1
	M20X10HF		90-10-2-H		PM8923	95-SW-1	90-SW-1		085-718400	95-10-1	90-10-1
	M20X10HFAP		90-10-2-HR		PM8924/20	95-1-2	90-1-2		085-718500		90-10-1-R
HITACHI	AT-10AE1.5	95-10-1	90-10-1		PM8926/00	95-10-1	90-10-1		085-722100	95-100-2	90-100-2
	AT-10AD1.5	95-10-1	90-10-1		PM8926/09		90-10-2-R				
	AT-10AH1.5	95-SW-1	90-SW-1		PM8927A	95-10-1	90-10-1				
	AT-10AK1.5	95-SW-1	90-SW-1		PM8928	95-10-1	90-10-1				
	AT-10AP1.5	95-SW-1	90-SW-1		PM8928/09		90-10-1-HR*				
	AT-10AN1.5	95-10-1	90-10-1		PM8929/29		90-10-2-HR*				
	AT-AL1.5	95-SW-60	90-SW-60		PM8931/00	95-100-2	90-100-2				
	AT-10AJ1.5	95-10-1	90-10-1		PM8931/09	95-100-2-A*	90-100-2-A*				
	AT-100AM1.5	95-100-2	90-100-2		PM8936/09		90-10-1-R*				
HEWLETT- PACKARD	1001A	95-10-1	90-10-1	*E-Z-HOOK PROBES DO NOT ACTIVATE READOUT ON PHILIPS SCOPES				KIKUSUI	P060-2	95-10-1	90-10-1
	1003A	95-10-1	90-10-1						9080	95-10-1	90-10-1
	1004D	95-10-1	90-10-1						9200A	95-10-1	90-10-1
	10001B	95-10-3	90-10-3						P060-S	95-SW-1	90-SW-1
	10005D	95-10-3	90-10-3								
	10006D	95-10-2	90-10-2								

ALLIGATOR CLIPS

For alligator clip test leads please see page 46.

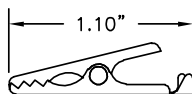
STANDARD ALLIGATOR CLIP (UNINSULATED)



Part No.	Description
9270	Standard Alligator Clip

Construction: Nickel-plated steel. Solder assembly.

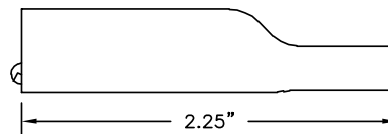
MINIATURE ALLIGATOR CLIP (UNINSULATED)



Part No.	Description
9271	Miniature Alligator Clip

Construction: Nickel-plated steel. Solder assembly.

INSULATED STANDARD ALLIGATOR CLIP

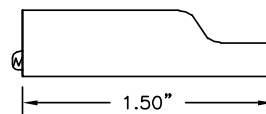


Part No.	Description
9274	Standard Alligator Clip with Vinyl Insulator

Construction: Insulator is molded PVC. Alligator is nickel-plated steel.

Colors: Available in 10 colors.

INSULATED MINIATURE ALLIGATOR CLIP

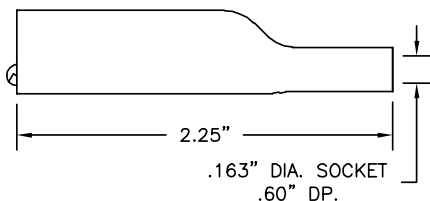


Part No.	Description
9275	Miniature Alligator Clip with Vinyl Insulator

Construction: Insulator is molded PVC. Alligator is nickel-plated steel.

Colors: Available in 10 colors.

STANDARD BANANA SOCKET TO STANDARD ALLIGATOR CLIP

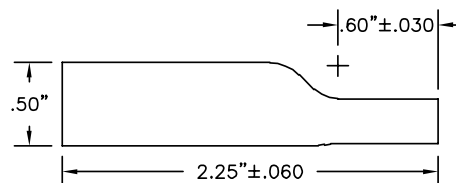


Part No.	Description
8016	Standard Banana Socket to Standard Alligator Clip

Construction: Insulator is molded PVC. Alligator jaws are nickel-plated steel. Banana socket is nickel-plated brass.

Colors: Available in 10 colors.

FLEXIBLE VINYL STANDARD ALLIGATOR INSULATOR

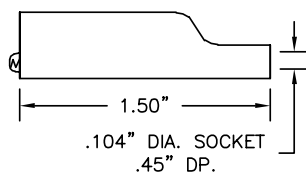


Part No.	Description
9272	Flexible Vinyl Insulator for Standard Alligator Clip

Construction: Insulator is molded PVC.

Colors: Available in 10 colors.

MINIATURE BANANA SOCKET TO MINIATURE ALLIGATOR CLIP

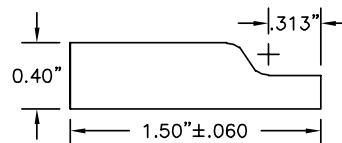


Part No.	Description
8048	Miniature Banana Socket to Miniature Alligator Clip

Construction: Insulator is molded PVC. Alligator jaws are nickel-plated steel. Banana socket is nickel-plated brass.

Colors: Available in 10 colors.

FLEXIBLE VINYL MINIATURE ALLIGATOR INSULATOR



Part No.	Description
9273	Flexible Vinyl Insulator for Miniature Alligator Clip

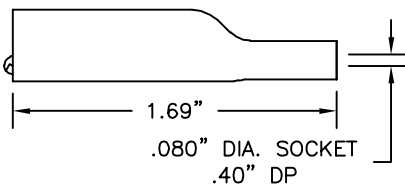
Construction: Insulator is molded PVC.

Colors: Available in 10 colors.

ALLIGATOR CLIPS

STANDARD .080" (2.03mm) TIP SOCKET TO STANDARD ALLIGATOR CLIP

Part No.	Description
8014	.080" Tip Skt on Standard Alligator Clip

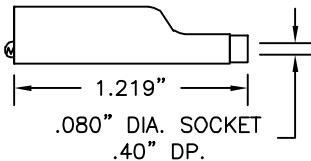


Construction: Insulator is molded PVC. Alligator jaws are nickel-plated steel. .080" socket is machined brass nickel plated. Contact spring is silver plated beryllium copper.

Colors: Available in 10 colors.

STANDARD .080" (2.03mm) TIP SOCKET TO MINIATURE ALLIGATOR CLIP

Part No.	Description
8015	.080" Tip Skt on Miniature Alligator Clip

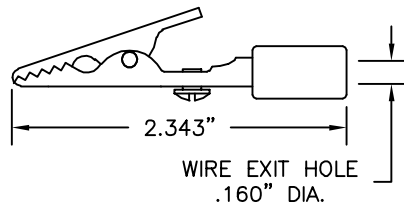


Construction: Insulator is molded PVC. Alligator jaws are nickel-plated steel. .080" socket is machined brass nickel plated. Contact spring is silver plated beryllium copper.

Colors: Available in all 10 colors.

STANDARD ALLIGATOR CLIP SOLDERLESS ASSEMBLY WITH INSULATION SLEEVE

Part No.	Description
9288	Standard Alligator Solderless Assembly

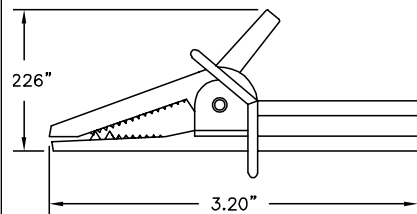


Construction: Nickel-plated steel. Insulation sleeve is molded tenite acetate.

Colors: Available in red and black.

FULLY INSULATED LARGE ALLIGATOR WITH FINGER FLANGES TO BANANA SOCKET, ACCEPTS SHROUDED BANANA PLUGS

Part No.	Description
9468	Large Alligator Clip to Banana Socket, Accepts Std. or Shrouded Plugs

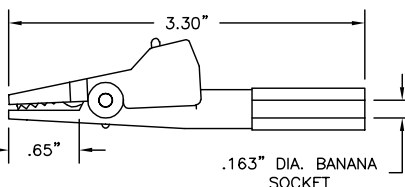


Construction: Insulator is molded nylon. Alligator jaws and banana socket are formed steel nickel plated. (IEC 1010 compliant)

Colors: Available in 10 colors.

FULLY INSULATED LARGE ALLIGATOR WITH FINGER FLANGES TO BANANA SOCKET, ACCEPTS SHROUDED BANANA PLUGS

Part No.	Description
9432	Small Fully Insulated Alligator Clip to Ban. Skt, Accepts Shrd. or Standard Banana Plugs

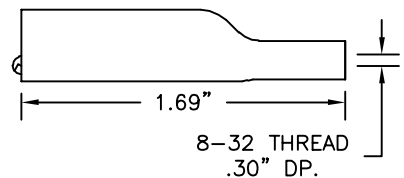


Construction: Insulator is molded nylon. Alligator jaws and banana socket are formed steel nickel plated. IEC 1010 rating: 1000 Volts Cat III, 30 amps.

Colors: Black, red, green, blue, yellow, white.

FEMALE 8-32 THREAD TO STANDARD ALLIGATOR CLIP

Part No.	Description
8047	Standard Alligator to Female 8-32 Thread



Construction: Insulator is molded PVC. Alligator jaws and 8-32 female thread are nickel-plated steel.

Colors: Available in 10 colors.

FEMALE 6-32 THREAD TO MINIATURE ALLIGATOR CLIP

Part No.	Description
8040	Miniature Alligator to Female 6-32 Thread

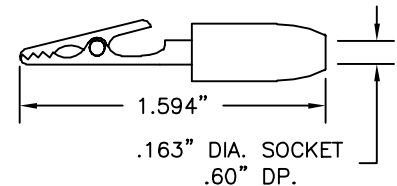


Construction: Insulator is molded PVC. Alligator jaws and 8-32 female thread are nickel-plated steel.

Colors: Available in all 10 colors.

STANDARD BANANA SOCKET TO MINIATURE ALLIGATOR CLIP

Part No.	Description
8017	Standard Banana Skt on Miniature Alligator Clip

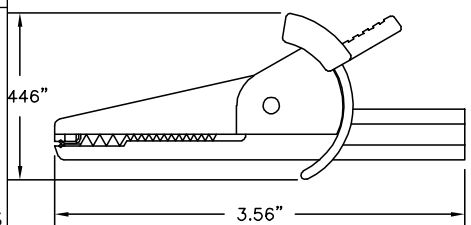


Construction: Insulator (banana socket only) is molded nylon. Alligator jaws are nickel-plated steel. Banana socket is a nickel plated brass.

Colors: Available in all 10 colors.

1000 VOLT INSULATED ALLIGATOR CLIP, ACCEPTS SHROUDED BANANA PLUGS

Part No.	Description
9433	Alligator Clip to Ban. Skt, Accepts Shrouded or Std. Ban. Plugs

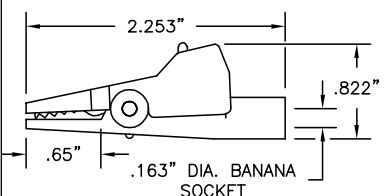


Construction: Insulator is molded nylon. Alligator jaws and banana socket are formed steel nickel plated. IEC 1010 rating: 1000 Volts Cat III, 30 amps.

Colors: Black, red, green, blue, yellow, white.

SMALL FULLY INSULATED ALLIGATOR CLIP, ACCEPTS SHROUDED BANANA PLUGS

Part No.	Description
9431	Small Fully Insulated Alligator Clip to Ban. Skt, Accepts Retractable Shrouded or Std. Banana Plugs




Construction: Insulator is molded nylon. Alligator jaws and banana socket are formed steel nickel plated. IEC 1010 rating: 1000 Volts Cat III, 30 amps.

Colors: Black, red, green, blue, yellow, white.

ALLIGATOR CLIP TEST LEADS



STANDARD ALLIGATOR CLIP
P/N 9274



MINIATURE ALLIGATOR CLIP
P/N 9275

THESE MODELS AVAILABLE IN THE FOLLOWING TEST LEAD COMBINATIONS

Additional lead lengths, wire types, and custom leads available upon request.

Miniature and standard alligator leads are offered in 22 AWG or 18 AWG PVC wire, as well as coil cord. For coil cord, part numbers in the 200's utilize 22 AWG (48") cord and part numbers in the 600's utilize 20 AWG (60") cord.

Standard lengths include:

3"	8cm	24"	60cm
6"	15cm	36"	90cm
12"	30cm	48"	120cm
18"	45cm	60"	150cm
48"(22 AWG) or 60"(20 AWG) Coil Cord			

COLOR CHART	
Black	Green
Brown	Blue
Red	Violet
Orange	Gray
Yellow	White

Test leads available in the above colors.

SETS & CUSTOM COLOR

Standard Sets:

R/B = 1 red, 1 black
S = 1 each of 10 colors
S(color) = 10 of one color
S14 = Set of 10 solid, 4 kilo color*
S16 = Set of 10 solid, 6 kilo color*
(Ex. 284-12-S or 284-12-R/B)

Muti-color Unit:

*See Kilo-Color Info on inside back cover.

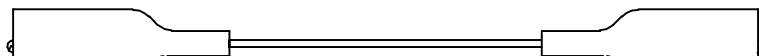
PLEASE SPECIFY LENGTH IN INCHES
WHEN ORDERING

Ordering information:

PART NO. - WIRE LENGTH - COLOR (Example: 284-12-RED)

ALLIGATOR CLIP TO STANDARD ALLIGATOR CLIP JUMPER


Gator Model	Wire Gauge	Part Number
Standard	22 AWG PVC	284 -(length)-(color)
Standard	18 AWG PVC	684 -(length)-(color)
Miniature	22 AWG PVC	284M -(length)-(color)
Miniature	18 AWG PVC	684M -(length)-(color)
Coil cord, add C after part no. (Ex. 284MC)		



ALLIGATOR CLIP: See selected gator model.

ALLIGATOR CLIP TO LEAD ONLY . . . NO INTERFACE

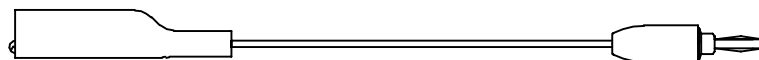
Gator Model	Wire Gauge	Part Number
Standard	22 AWG PVC	293 -(length)-(color)
Standard	18 AWG PVC	693 -(length)-(color)
Miniature	22 AWG PVC	293M -(length)-(color)
Miniature	18 AWG PVC	693M -(length)-(color)
Coil cord, add C after part no. (Ex. 693C)		



ALLIGATOR CLIP: See selected gator model.

ALLIGATOR CLIP TO STANDARD BANANA PLUG

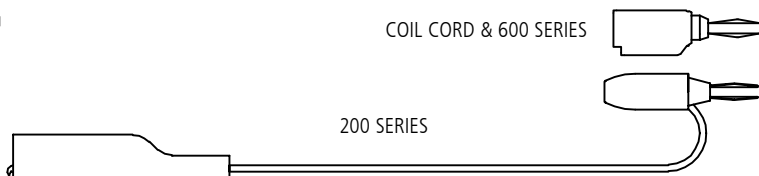
Gator Model	Wire Gauge	Part Number
Standard	22 AWG PVC	280 -(length)-(color)
Standard	18 AWG PVC	680 -(length)-(color)
Miniature	22 AWG PVC	280M -(length)-(color)
Miniature	18 AWG PVC	680M -(length)-(color)
Coil cord, add C after part no. (Ex. 280C)		



ALLIGATOR CLIP: See selected gator model.
STANDARD BANANA PLUG: See Part No. 9202.

ALLIGATOR CLIP TO STANDARD STACKING BANANA PLUG

Gator Model	Wire Gauge	Part Number
Standard	22 AWG PVC	281 -(length)-(color)
Standard	18 AWG PVC	681 -(length)-(color)
Miniature	22 AWG PVC	281M -(length)-(color)
Miniature	18 AWG PVC	681M -(length)-(color)
Coil cord, add C after part no. (Ex. 681MC)		



ALLIGATOR CLIP: See selected gator model.
STACKING STANDARD BANANA PLUG: Test lead 281 uses Part No. 9203. Test lead 681 uses Part No. 9260.

ALLIGATOR CLIP TEST LEADS

ALLIGATOR CLIP TO METER BANANA PLUG

Gator Model	Wire Gauge	Part Number
Standard	22 AWG PVC	285 -(length)-(color)
Standard	18 AWG PVC	685 -(length)-(color)
Miniature	22 AWG PVC	285M -(length)-(color)
Miniature	18 AWG PVC	685M -(length)-(color)
Coil cord, add C after part no. (Ex. 685MC)		



ALLIGATOR CLIP: See selected gator model.

METER BANANA PLUG: Black plug will be supplied with colors other than Red Unit. See Part No. 9206.

ALLIGATOR CLIP TO .080" (2.03mm) PIN PLUG

Gator Model	Wire Gauge	Part Number
Standard	22 AWG PVC	282 -(length)-(color)
Standard	18 AWG PVC	682 -(length)-(color)
Miniature	22 AWG PVC	282M -(length)-(color)
Miniature	18 AWG PVC	682M -(length)-(color)
Coil cord, add C after part no. (Ex. 282C)		

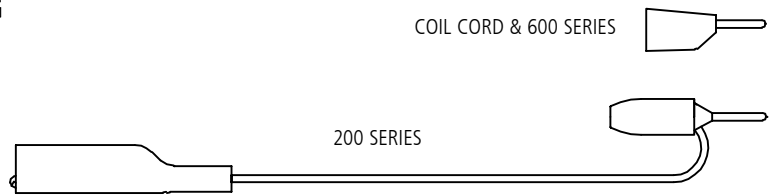


ALLIGATOR CLIP: See selected gator model.

.080" (2.03mm) PIN PLUG: See Part No. 9201.

ALLIGATOR CLIP TO STACKING .080" (2.03mm) PIN PLUG

Gator Model	Wire Gauge	Part Number
Standard	22 AWG PVC	283 -(length)-(color)
Standard	18 AWG PVC	683 -(length)-(color)
Miniature	22 AWG PVC	283M -(length)-(color)
Miniature	18 AWG PVC	683M -(length)-(color)
Coil cord, add C after part no. (Ex. 283MC)		



ALLIGATOR CLIP: See selected gator model.

STACKING .080" (2.03mm) PIN PLUG: 283, See Part No. 9204. 683, See Part No. 9259.

ALLIGATOR CLIP .080" (2.03mm) METER PIN PLUG

Gator Model	Wire Gauge	Part Number
Standard	22 AWG PVC	286 -(length)-(color)
Standard	18 AWG PVC	686 -(length)-(color)
Miniature	22 AWG PVC	286M -(length)-(color)
Miniature	18 AWG PVC	686M -(length)-(color)
Coil cord, add C after part no. (Ex. 686C)		

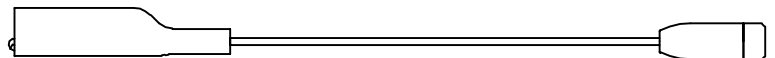


ALLIGATOR CLIP: See selected gator model.

.080" (2.03mm) METER PIN PLUG: Black plug will be supplied with colors other than Red Unit. See Part No. 9207.

ALLIGATOR CLIP TO STANDARD BANANA SOCKET

Gator Model	Wire Gauge	Part Number
Standard	22 AWG PVC	290 -(length)-(color)
Standard	18 AWG PVC	690 -(length)-(color)
Miniature	22 AWG PVC	290M -(length)-(color)
Miniature	18 AWG PVC	690M -(length)-(color)
Coil cord, add C after part no. (Ex. 690MC)		

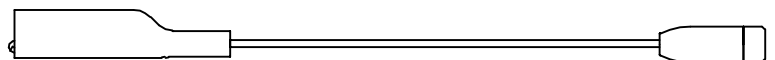


ALLIGATOR CLIP: See selected gator model.

STANDARD BANANA SOCKET: See Part No. 9210.

ALLIGATOR CLIP TO STANDARD .080" (2.03mm) TIP SOCKET

Gator Model	Wire Gauge	Part Number
Standard	22 AWG PVC	291 -(length)-(color)
Standard	18 AWG PVC	691 -(length)-(color)
Miniature	22 AWG PVC	291M -(length)-(color)
Miniature	18 AWG PVC	691M -(length)-(color)
Coil cord, add C after part no. (Ex. 291C)		



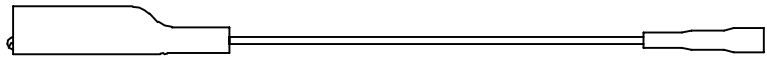
ALLIGATOR CLIP: See selected gator model.

.080" (2.03mm) TIP SOCKET: See Part No. 9211.

ALLIGATOR CLIP TEST LEADS

ALLIGATOR CLIP TO FEMALE 6-32 THREAD

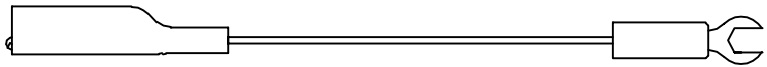
Gator Model	Wire Guage	Part Number
Standard	22 AWG PVC	292 -(length)-(color)
Standard	18 AWG PVC	692 -(length)-(color)
Miniature	22 AWG PVC	292M -(length)-(color)
Miniature	18 AWG PVC	692M -(length)-(color)
Coil cord, add C after part no. (Ex. 292MC)		



ALLIGATOR CLIP: See selected gator model.
FEMALE 6-32 THREAD: See Part No. 9212.

ALLIGATOR CLIP TO .250" (6.35mm) INSULATED SPADE LUG

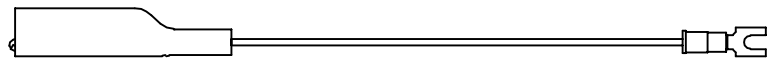
Gator Model	Wire Guage	Part Number
Standard	22 AWG PVC	288 -(length)-(color)
Standard	18 AWG PVC	688 -(length)-(color)
Miniature	22 AWG PVC	288M -(length)-(color)
Miniature	18 AWG PVC	688M -(length)-(color)
Coil cord, add C after part no. (Ex. 688C)		



ALLIGATOR CLIP: See selected gator model.
.250" (6.35mm) INSULATED SPADE LUG: See Part No. 9208.

ALLIGATOR CLIP TO .140" (3.57mm) INSULATED SPADE LUG

Gator Model	Wire Guage	Part Number
Standard	22 AWG PVC	289 -(length)-(color)
Standard	18 AWG PVC	689 -(length)-(color)
Miniature	22 AWG PVC	289M -(length)-(color)
Miniature	18 AWG PVC	689M -(length)-(color)
Coil cord, add C after part no. (Ex. 689MC)		



ALLIGATOR CLIP: See selected gator model.
.140" (3.57mm) INSULATED SPADE LUG: See Part No. 9209.

ALLIGATOR CLIP TO SHROUDED RIGHT ANGLE BANANA PLUG

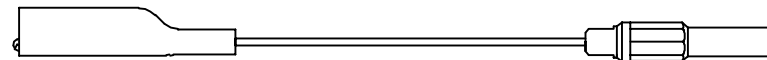
Gator Model	Wire Guage	Part Number
Standard	18 AWG PVC	9819 -(length)-(color)



ALLIGATOR CLIP: See Part No. 9274.
SHROUDED RIGHT ANGLE BANANA PLUG: See Part No. 9302.

ALLIGATOR CLIP TO SHROUDED BANANA PLUG

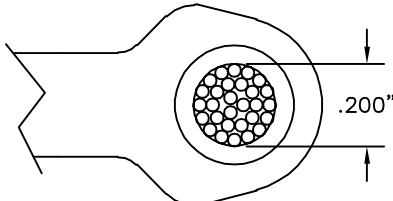
Gator Model	Wire Guage	Part Number
Standard	18 AWG PVC	9915 -(length)-(color)



ALLIGATOR CLIP: See Part No. 9274.
SHROUDED BANANA PLUG: See Part No. 9386.

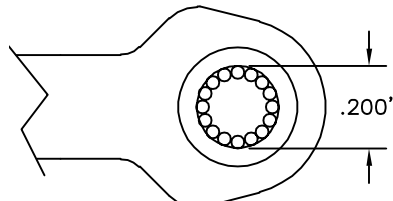
INSULATION PIERCING ALLIGATOR CLIPS AND TEST LEADS

Part Number	Description
9350	Insulation Piercing Gator, 47 Needle Cluster
9351	Insulation Piercing Gator, 17 Needle Ring Configuration
9352-(color)	Insulation Boot, Red or Black



JAW DETAIL
2X ACTUAL SIZE

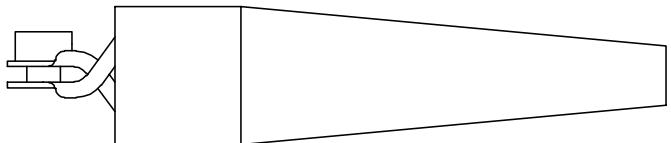
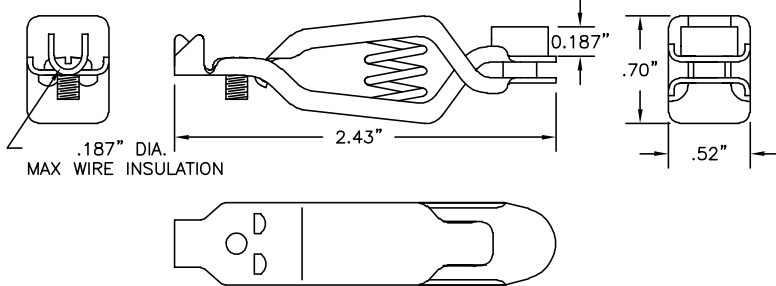
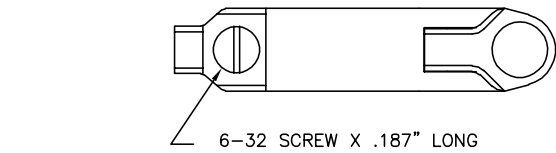
MODEL 9350



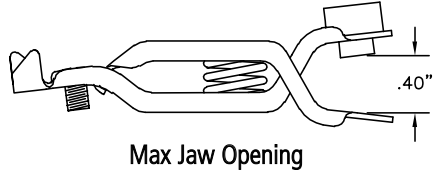
JAW DETAIL
2X ACTUAL SIZE

MODEL 9351

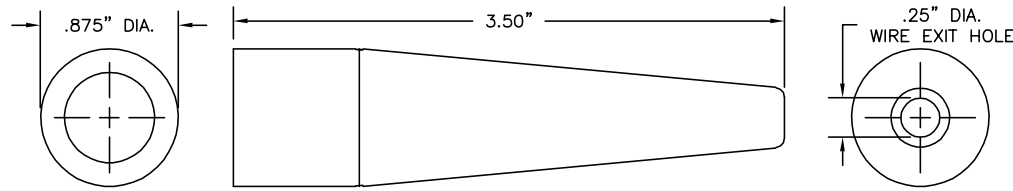
Construction: Two piece plated steel frame with single spring. Wire attachment is made by a single 6-32 screw and two clinching ears for a strain relief on wire insulation.



INSULATION PIERCING ALLIGATOR CLIP



Insulation Boot
P/N 9352-color



AVAILABLE IN THE FOLLOWING TEST LEAD COMBINATIONS

Additional lead lengths, wire types, and custom leads are available upon request.

Standard lengths include:

Standard wire for the following leads is 18 AWG PVC or 20 AWG coil cord.

PLEASE SPECIFY LENGTH IN INCHES WHEN ORDERING

12"	30cm	36"	90cm
18"	45cm	48"	120cm
24"	60cm	60"	150cm
60" Coil Cord			

COLOR CHART
Red, black

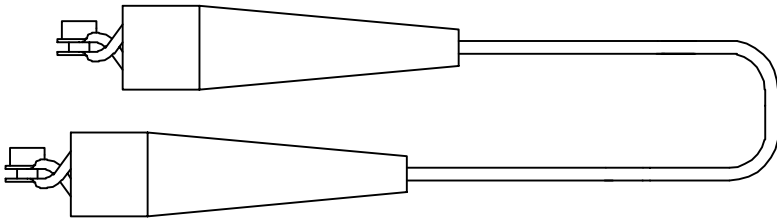
SETS & CUSTOM COLOR
Standard Sets:
R/B = 1 red, 1 black
S(color) = 10 of one color
(Ex. 684P-12-R/B or 684P-12-S-BLK)

Ordering information:

PART NO. - WIRE LENGTH - COLOR (Example: 684P-12-RED)

INSULATION PIERCING ALLIGATOR CLIP TO INSULATION PIERCING ALLIGATOR CLIP

Alligator Model	Part Number
9350	684P-(length)-(color)
9351	684PR-(length)-(color)
Coil cord, add C after part no. (Ex. 684PRC)	

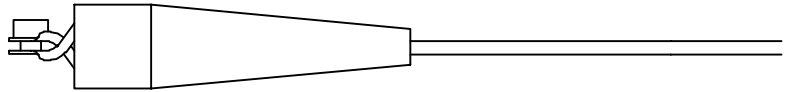


INSULATION PIERCING ALLIGATOR CLIP: See selected gator model.

INSULATION PIERCING ALLIGATOR CLIP TEST LEADS

INSULATION PIERCING ALLIGATOR CLIP TO LEAD ONLY . . . NO INTERFACE

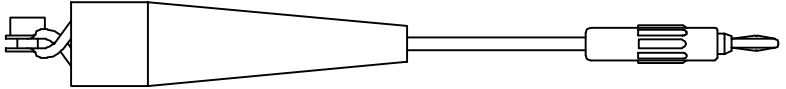
Alligator Model	Part Number
9350	693P -(length)-(color)
9351	693PR -(length)-(color)
Coil cord, add C after part no. (Ex. 693PRC)	



INSULATION PIERCING ALLIGATOR CLIP: See selected gator model.

INSULATION PIERCING ALLIGATOR CLIP TO STANDARD BANANA PLUG

Alligator Model	Part Number
9350	680P -(length)-(color)
9351	680PR -(length)-(color)
Coil cord, add C after part no. (Ex. 680PC)	

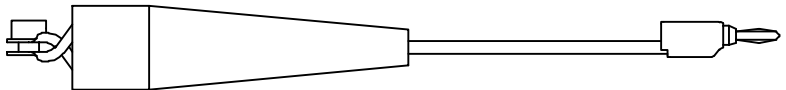


INSULATION PIERCING ALLIGATOR CLIP: See selected gator model.

STANDARD BANANA PLUG: See Part No. 9214.

INSULATION PIERCING ALLIGATOR CLIP TO STACKING STANDARD BANANA PLUG

Alligator Model	Part Number
9350	681P -(length)-(color)
9351	681PR -(length)-(color)
Coil cord, add C after part no. (Ex. 681PRC)	

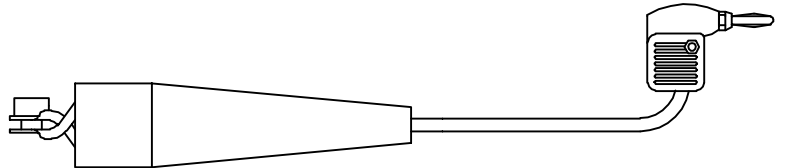


INSULATION PIERCING ALLIGATOR CLIP: See selected gator model.

STACKING STANDARD BANANA PLUG: See Part No. 9260.

INSULATION PIERCING ALLIGATOR CLIP TO METER BANANA PLUG

Alligator Model	Part Number
9350	685P -(length)-(color)
9351	685PR -(length)-(color)
Coil cord, add C after part no. (Ex. 685PC)	

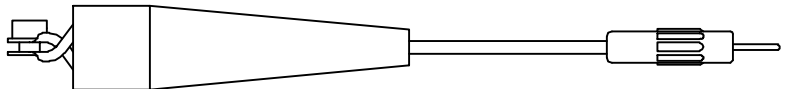


INSULATION PIERCING ALLIGATOR CLIP: See selected gator model.

METER BANANA PLUG: See Part No. 9206.

INSULATION PIERCING ALLIGATOR CLIP TO .080" (2.03mm) PIN PLUG

Alligator Model	Part Number
9350	682P -(length)-(color)
9351	682PR -(length)-(color)
Coil cord, add C after part no. (Ex. 682PRC)	

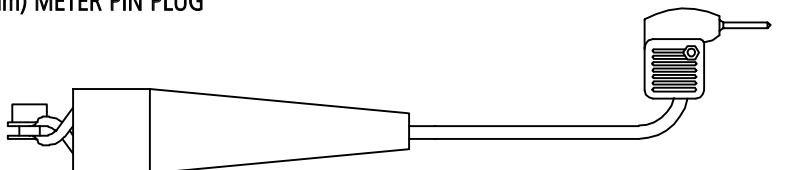


INSULATION PIERCING ALLIGATOR CLIP: See selected gator model.

.080" (2.03) PIN PLUG: See Part No. 9250.

INSULATION PIERCING ALLIGATOR CLIP TO .080" (2.03mm) METER PIN PLUG

Alligator Model	Part Number
9350	686P -(length)-(color)
9351	686PR -(length)-(color)
Coil cord, add C after part no. (Ex. 686PC)	



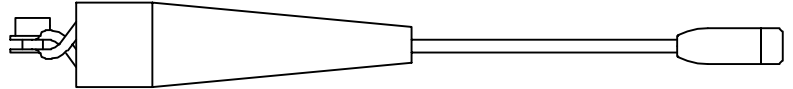
INSULATION PIERCING ALLIGATOR CLIP: See selected gator model.

.080" (2.03) METER PIN PLUG: See Part No. 9207.

INSULATION PIERCING ALLIGATOR CLIP TEST LEADS

INSULATION PIERCING ALLIGATOR CLIP TO .080" (2.03mm) TIP SOCKET

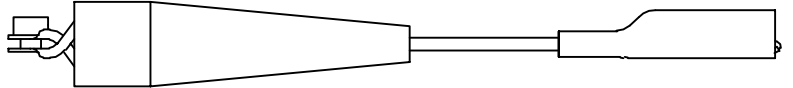
Alligator Model	Part Number
9350	691P -(length)-(color)
9351	691PR -(length)-(color)
Coil cord, add C after part no. (Ex. 691PRC)	



INSULATION PIERCING ALLIGATOR CLIP: See selected gator model.
.080" (2.03mm) TIP SOCKET: See Part No. 9211.

INSULATION PIERCING ALLIGATOR CLIP TO STANDARD ALLIGATOR CLIP

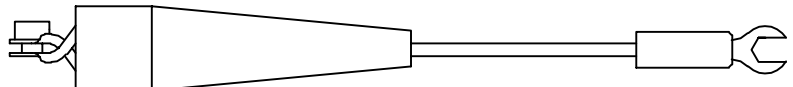
Alligator Model	Part Number
9350	676P -(length)-(color)
9351	676PR -(length)-(color)
Coil cord, add C after part no. (Ex. 676PC)	



INSULATION PIERCING ALLIGATOR CLIP: See selected gator model.
ALLIGATOR CLIP: See Part No. 9274.

INSULATION PIERCING ALLIGATOR CLIP TO .250" (6.35mm) INSULATED SPADE LUG

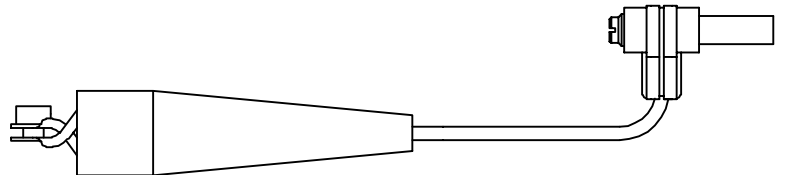
Alligator Model	Part Number
9350	688P -(length)-(color)
9351	688PR -(length)-(color)
Coil cord, add C after part no. (Ex. 688PRC)	



INSULATION PIERCING ALLIGATOR CLIP: See selected gator model.
.250" (6.35mm) INSULATED SPADE LUG: See Part No. 2908

INSULATION PIERCING ALLIGATOR CLIP TO SHROUDED RIGHT ANGLE STANDARD BANANA PLUG

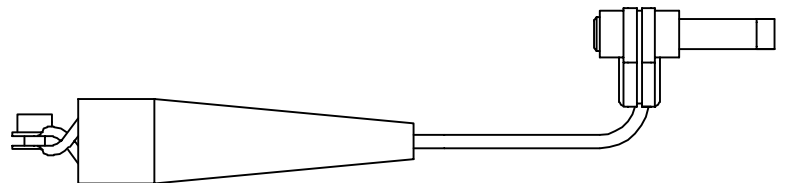
Alligator Model	Part Number
9350	672P -(length)-(color)
9351	672PR -(length)-(color)
Coil cord, add C after part no. (Ex. 672PC)	



INSULATION PIERCING ALLIGATOR CLIP: See selected gator model.
SHROUDED BANANA PLUG: See Part No. 9302.

INSULATION PIERCING ALLIGATOR CLIP TO SHROUDED RIGHT ANGLE STANDARD BANANA SOCKET

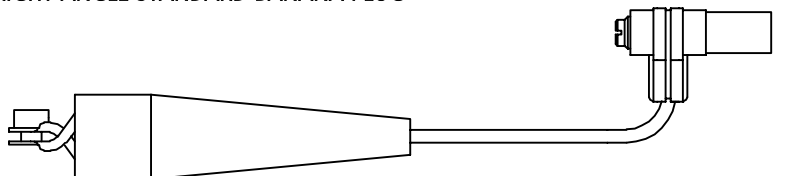
Alligator Model	Part Number
9350	673P -(length)-(color)
9351	673PR -(length)-(color)
Coil cord, add C after part no. (Ex. 673PRC)	



INSULATION PIERCING ALLIGATOR CLIP: See selected gator model.
SHROUDED BANANA SOCKET: See Part No. 9309.

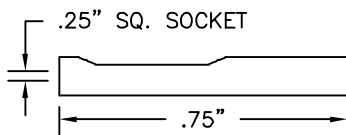
INSULATION PIERCING ALLIGATOR CLIP TO SHROUDED RIGHT ANGLE STANDARD BANANA PLUG

Alligator Model	Part Number
9350	674P -(length)-(color)
9351	674PR -(length)-(color)
Coil cord, add C after part no. (Ex. 674PC)	




INSULATION PIERCING ALLIGATOR CLIP: See selected gator model.
SHROUDED BANANA PLUG: See Part No. 9301.

PATCH CORDS AND TEST LEADS



.025" (.635mm) SQUARE SOCKET
SHOWN WITH HEAT SHRINK



.030" (.762mm) DIAMETER SOCKET
SHOWN WITH HEAT SHRINK

THESE MODELS AVAILABLE IN THE FOLLOWING TEST LEAD COMBINATIONS

Standard wire for the following leads is 22 AWG PVC.
All patch cords come standard with heatshrink over the sockets.

Standard lengths include:

6"	15cm	30"	75cm
12"	30cm	36"	90cm
18"	45cm	48"	120cm
24"	60cm	60"	150cm

COLOR CHART	
Black	Green
Brown	Blue
Red	Violet
Orange	Gray
Yellow	White

Test leads available in the above colors.

SETS & CUSTOM COLOR	
<u>Standard Sets:</u>	
R/B	= 1 red, 1 black
S	= 1 each of 10 colors
S(color)	= 10 of one color

Additional lead lengths, wire types, and custom leads are available upon request.

.025" (.635mm) TO .025" (.635mm) SQUARE SOCKET

.030" (.762mm) TO .030" (.762mm) DIAMETER SOCKET




.025" (.635mm) SQUARE SOCKET: Gold-plated beryllium copper spring. Heat shrink insulation. Crimp assembly. See Part No. 9205.

.030" (.762mm) DIAMETER SOCKET: Gold-plated nickel copper body with stainless steel hood. Heat shrink insulation. Crimp assembly.

Socket Model	Part Number	Wire Type	Socket Material
.025" (.635mm)	9110-(length)-(color)	22 AWG 65 x 40 PVC	Gold-Plated Socket
.025" (.635mm)	9120-(length)-(color)	28 AWG 19 x 40 PVC	Gold-Plated Socket
.025" (.635mm)	9175-(length)-(color)	22 AWG 65 x 40 PVC	Tin-Plated Socket
.030" (.762mm)	9860-(length)-(color)	22 AWG 65 x 40 PVC	Gold-Plated Socket

SOCKET TO LEAD ONLY

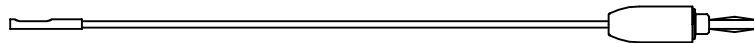
Socket Model	Part Number	Wire Type
.025" (.635mm)	9121-(length)-(color)	22 AWG PVC
.025" (.635mm)	9122-(length)-(color)	28 AWG PVC
.025" (tin-plated)	9887-(length)-(color)	22 AWG PVC
.030" (.762mm)	9844-(length)-(color)	22 AWG PVC



SOCKET: See selected socket model.

SOCKET TO STANDARD BANANA PLUG

Socket Model	Part Number
.025" (.635mm)	9166-(length)-(color)
.030" (.762mm)	9861-(length)-(color)



SOCKET: See selected model style.

STANDARD BANANA PLUG: See Part No. 9202

SOCKET TO STACKING STANDARD BANANA PLUG

Socket Model	Part Number
.025" (.635mm)	9169-(length)-(color)
.030" (.762mm)	9867-(length)-(color)



SOCKET: See selected socket model.

STACKING STANDARD BANANA PLUG: See Part No. 9203.

SOCKET TO METER BANANA PLUG

Socket Model	Part Number
.025" (.635mm)	9170-(length)-(color)
.030" (.762mm)	9870-(length)-(color)




SOCKET: See selected socket model.

METER BANANA PLUG: See Part No. 9206.

PATCH CORDS AND TEST LEADS

SOCKET TO MINIATURE BANANA PLUG

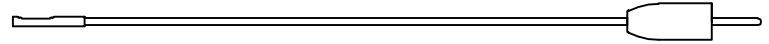
Socket Model	Part Number
.025" (.635mm)	9168 -(length)-(color)
.030" (.762mm)	9869 -(length)-(color)



SOCKET: See selected socket model.
MINIATURE BANANA PLUG: See Part No. 9213.

SOCKET TO .080" (2.03mm) PIN PLUG

Socket Model	Part Number
.025" (.635mm)	9167 -(length)-(color)
.030" (.762mm)	9862 -(length)-(color)



SOCKET: See selected socket model.
STANDARD PIN PLUG: See Part No. 9201.

SOCKET TO .080" (2.03mm) STACKING PIN PLUG


Socket Model	Part Number
.025" (.635mm)	9171 -(length)-(color)
.030" (.762mm)	9866 -(length)-(color)



SOCKET: See selected socket model.
STACKING .080" (2.03mm) PIN PLUG: See Part No. 9204.

SOCKET TO STANDARD ALLIGATOR CLIP

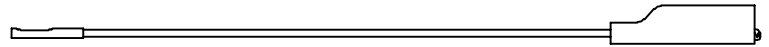
Socket Model	Part Number
.025" (.635mm)	9172 -(length)-(color)
.030" (.762mm)	9868 -(length)-(color)



SOCKET: See selected socket model.
STANDARD ALLIGATOR CLIP: See Part No. 9274.

SOCKET TO MINIATURE ALLIGATOR CLIP

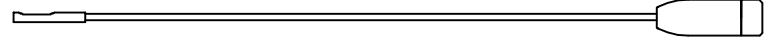
Socket Model	Part Number
.025" (.635mm)	9173 -(length)-(color)
.030" (.762mm)	9864 -(length)-(color)



SOCKET: See selected socket model.
MINIATURE ALLIGATOR CLIP: See Part No. 9275.

SOCKET TO STANDARD BANANA SOCKET

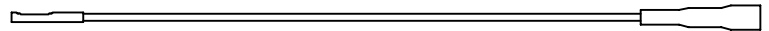
Socket Model	Part Number
.025" (.635mm)	9163 -(length)-(color)
.030" (.762mm)	9863 -(length)-(color)



SOCKET: See selected socket model.
STANDARD BANANA SOCKET: See Part No. 9210.

SOCKET TO FEMALE 6-32 THREAD

Socket Model	Part Number
.025" (.635mm)	9174 -(length)-(color)
.030" (.762mm)	9924 -(length)-(color)



SOCKET: See selected socket model.
FEMALE 6-32 THREAD SOCKET: See Part No. 9212.

SOCKET TO SHROUDED RIGHT ANGLE BANANA PLUG

Socket Model	Part Number
.025" (.635mm)	9808 -(length)-(color)
.030" (.762mm)	9872 -(length)-(color)



SOCKET: See selected socket model.
SHROUDED RIGHT ANGLE BANANA PLUG: See Part No. 9302.

.025" SQUARE SOCKET TO .025" SQUARE PIN


Part Number
9149 -(length)-(color)



SOCKET: See .025" square socket.
.025" SQUARE PIN PLUG: See Part No. 9265-HS.

.025" (.635mm) SQUARE SOCKET TO .030" (.762mm) DIAMETER SOCKET

Part Number
9850 -(length)-(color)



SOCKETS: See page 52 for socket descriptions.

PATCH CORDS AND TEST LEADS

Standard lengths include:

4"	10cm	24"	60cm
8"	20cm	36"	90cm
12"	30cm	48"	120cm
18"	45cm	60"	150cm

See specific part numbers for standard wire gauge information.

PLEASE SPECIFY LENGTH IN INCHES

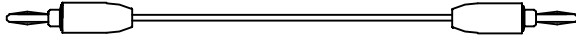
Additional lead lengths, wire types, and custom leads are available upon request.

COLOR CHART	
Black	Green
Brown	Blue
Red	Violet
Orange	Gray
Yellow	White

Test leads available in the above colors.

SETS & CUSTOM COLOR	
Standard Sets:	
R/B	= 1 red, 1 black
S	= 1 each of 10 colors
S(color)	= 10 of one color


STANDARD BANANA PLUG TO STANDARD BANANA PLUG



Part Number	Wire Type
9105 -(length)-(color)	22 AWG PVC

Standard Banana Plug, Part No. 9202.

HEAVY DUTY STANDARD BANANA PLUG TO STANDARD BANANA PLUG



Part Number	Wire Type
9183 -(length)-(color)	18 AWG PVC

Heavy Duty Standard Banana Plug, Part No. 9214.


STACKING STANDARD BANANA PLUG TO STACKING STANDARD BANANA PLUG



Part Number	Wire Type
9106 -(length)-(color)	22 AWG PVC

Stacking Standard Banana Plug, Part No. 9203.


STACKING STANDARD BANANA PLUG WITH HEAVY WIRE TO STACKING STANDARD BANANA PLUG



Part Number	Wire Type
9111 -(length)-(color)	18 AWG PVC

Stacking Standard Banana Plug, Part No. 9260.


MINIATURE BANANA PLUG TO MINIATURE BANANA PLUG



Part Number	Wire Type
9109 -(length)-(color)	22 AWG PVC

Miniature Banana Plug, Part No. 9213.

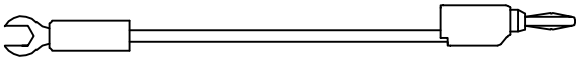
STACKING MINIATURE BANANA PLUG TO STACKING MINIATURE BANANA PLUG



Part Number	Wire Type
9128 -(length)-(color)	22 AWG PVC

Stacking Miniature Banana Plug, Part No. 9261.

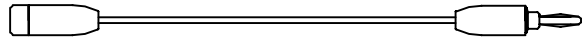
.250" (6.35mm) INSULATED SPADE LUG TO STACKING STANDARD BANANA PLUG



Part Number	Wire Type
9142 -(length)-(color)	18 AWG PVC

.250" Spade Lug, Part No. 9208.
Stacking Standard Banana Plug, Part No. 9260.

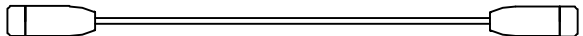
STANDARD BANANA SOCKET TO STANDARD BANANA PLUG



Part Number	Wire Type
9108 -(length)-(color)	22 AWG PVC
9108H -(length)-(color)	18 AWG PVC

Standard Banana Socket, Part No. 9210.
Standard Banana Plug, Part No. 9202.


STANDARD BANANA SOCKET TO STANDARD BANANA SOCKET



Part Number	Wire Type
9107 -(length)-(color)	22 AWG PVC

Standard Banana Socket, Part No. 9210.


SHROUDED RIGHT ANGLE BANANA PLUG TO SHROUDED RIGHT ANGLE BANANA PLUG



Part Number	Wire Type
9137 -(length)-(color)	18 AWG PVC

Shrouded Right Angle Banana Plug, Part No. 9301.

STACKING SHROUDED BANANA PLUG TO STACKING SHROUDED BANANA PLUG



Part Number	Wire Type
9902 -(length)-(color)	18 AWG PVC
9929 -(length)-(color)	18AWG Silicone

Stacking Shrouded Banana Plug, Part No. 9383.

PATCH CORDS AND TEST LEADS

SHROUDED RIGHT ANGLE STANDARD BANANA PLUG TO SHROUDED RIGHT ANGLE STANDARD BANANA PLUG



Part Number	Wire Type
9138 -(length)-(color)	18 AWG PVC

Shrouded Right Angle Banana Plug, Part No. 9302.


SHROUDED RIGHT ANGLE STANDARD BANANA PLUG TO RETRACTABLE SHROUDED RIGHT ANGLE STANDARD BANANA PLUG



Part Number	Wire Type
9873 -(length)-(color)	18 AWG PVC
9873-SIL -(length)-(color)	18 AWG Silicone

Shrouded Right Angle Banana Plug, Part No. 9302.
Shrouded Banana Plug, Part No. 9388.


SHROUDED RIGHT ANGLE STANDARD BANANA PLUG TO SHROUDED RIGHT ANGLE BANANA SOCKET



Part Number	Wire Type
9821 -(length)-(color)	18 AWG PVC

Shrouded Right Angle Banana Plug, Part No. 9302.
Shrouded Right Angle Banana Socket, Part No. 9309.

STACKING SHROUDED RIGHT ANGLE STANDARD BANANA PLUG JUMPER



Part Number	Wire Type
9140 -(length)-(color)	18 AWG PVC

Stacking Shrouded Right Angle Banana Plug, Part No. 9205.

STACKING SHROUDED RIGHT ANGLE STANDARD BANANA PLUG JUMPER



Part Number	Wire Type
9141 -(length)-(color)	18 AWG PVC

Stacking Shrouded Right Angle Banana Plug, Part No. 9306.


SHROUDED RIGHT ANGLE STANDARD BANANA SOCKET TO SHROUDED RIGHT ANGLE STANDARD BANANA SOCKET



Part Number	Wire Type
9139 -(length)-(color)	18 AWG PVC

Shrouded Right Angle Banana Socket, Part No. 9309.

SHROUDED RIGHT ANGLE STANDARD BANANA PLUG TO STANDARD BANANA PLUG



Part Number	Wire Type
9820 -(length)-(color)	18 AWG PVC

Shrouded Right Angle Banana Plug, Part No. 9302.
Standard Banana Plug, Part No. 9214.

SHROUDED RIGHT ANGLE BANANA PLUG TO SHROUDED RIGHT ANGLE BANANA SOCKET (ACCEPTS SHROUDED PLUGS)



Part Number	Wire Type
9813 -(length)-(color)	18 AWG PVC

Shrouded Right Angle Banana Plug, Part No. 9302.
Shrouded Right Angle Banana Socket, Part No. 9355.

SHROUDED RIGHT ANGLE STANDARD BANANA PLUG TO METER PIN PLUG



Part Number	Wire Type
9818 -(length)-(color)	18 AWG PVC

Shrouded Right Angle Banana Plug, Part No. 9302.
Meter Pin Plug, Part No. 9207.

STACKING SHROUDED RIGHT ANGLE STANDARD BANANA PLUG TO SHROUDED RIGHT ANGLE STANDARD BANANA PLUG

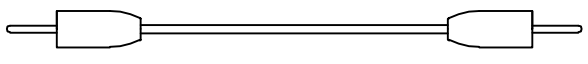


Part Number	Wire Type
9837 -(length)-(color)	18 AWG PVC

Stacking Shrouded Right Angle Banana Plug, Part No. 9306.
Shrouded Right Angle Banana Plug, Part No. 9302.

PATCH CORDS AND TEST LEADS

.080" (2.03mm) PIN PLUG TO .080" PIN PLUG



Part Number	Wire Type
9101-(length)-(color)	22 AWG PVC

.080" Pin Plug, Part No. 9201.

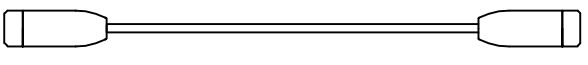
STACKING .080" (2.03mm) PIN PLUG TO STACKING .080" PIN PLUG



Part Number	Wire Type
9102-(length)-(color)	22 AWG PVC

Stacking .080" Pin Plug, Part No. 9204.

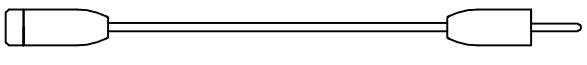
STANDARD .080" (2.03mm) TIP SOCKET TO STANDARD .080" TIP SOCKET



Part Number	Wire Type
9103-(length)-(color)	22 AWG PVC

.080" Tip Socket, Part No. 9211.

STANDARD .080" (2.03mm) TIP SOCKET TO .080" PIN PLUG

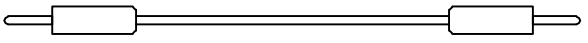


Part Number	Wire Type
9104-(length)-(color)	22 AWG PVC

.080" Tip Socket, Part No. 9211.

.080" Pin Plug, Part No. 9201.

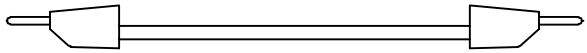
SLIMLINE .080" (2.03mm) PIN TO .080" PIN PLUG



Part Number	Wire Type
9124-(length)-(color)	24 AWG Teflon
9126-(length)-(color)	22 AWG PVC

Slimline .080" Pin Plug, Part No. 9258.

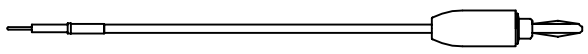
STACKING .080" (2.03mm) PIN PLUG WITH HEAVY WIRE TO STACKING .080" PIN PLUG



Part Number	Wire Type
9125-(length)-(color)	18 AWG PVC

Stacking .080" Pin Plug, Part No. 9259.


.030" PIN PLUG TO STANDARD BANANA PLUG



Part Number	Wire Type
9851-(length)-(color)	22 AWG PVC

Standard Banana Plug, Part No. 9202.

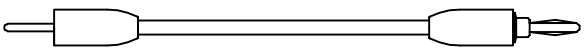
.025" PIN PLUG TO .025" PIN PLUG



Part Number	Wire Type
9133-(length)-(color)	22 AWG PVC

.025" Pin Plug, Part No. 9265.

.080" PIN PLUG TO STANDARD BANANA PLUG

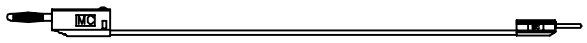


Part Number	Wire Type
9832-(length)-(color)	18 AWG PVC
9834-(length)-(color)	22 AWG PVC

.080" Pin Plug, Part No. 9201.

Standard Banana Plug, Part No. 9202.

2mm STACKING BANANA PLUG TO 1mm STACKING PIN PLUG




Part Number	Wire Type
9921-(length)-(color)	28 AWG PVC

2mm STACKING BANANA PLUG JUMPER



Part Number	Wire Type
9922-(length)-(color)	28 AWG PVC

1mm STACKING PIN PLUG JUMPER



Part Number	Wire Type
9923-(length)-(color)	28 AWG PVC

E-Z-LINK .025" SQUARE SOCKET CONTINUOUS JUMPERS

Spacing Centers	Gold-Plated Connector Part Number	Links per Chain	Tin-Plated Connector Part Number
2"	L2-025-(color)	25	LT2-025-(color)
	L2-050-(color)	50	LT2-050-(color)
	L2-100-(color)	100	LT2-100-(color)
	L2-250-(color)	250	LT2-250-(color)
3"	L3-025-(color)	25	LT3-025-(color)
	L3-050-(color)	50	LT3-050-(color)
	L3-100-(color)	100	LT3-100-(color)
	L3-250-(color)	250	LT3-250-(color)
4"	L4-025-(color)	25	LT4-025-(color)
	L4-050-(color)	50	LT4-050-(color)
	L4-100-(color)	100	LT4-100-(color)
	L4-250-(color)	250	LT4-250-(color)
5"	L5-025-(color)	25	LT5-025-(color)
	L5-050-(color)	50	LT5-050-(color)
	L5-100-(color)	100	LT5-100-(color)
	L5-250-(color)	250	LT5-250-(color)
6"	L6-025-(color)	25	LT6-025-(color)
	L6-050-(color)	50	LT6-050-(color)
	L6-100-(color)	100	LT6-100-(color)
	L6-250-(color)	250	LT6-250-(color)

E-Z-Link continuous jumpers are designed to facilitate pre-testing back panel layouts before final wire wrapping. They eliminate costly in-plant measuring, stripping and crimping. E-Z-Links individually fit over standard wire wrapped pins to form any desired network.

Connector Construction:

Brass body. Gold or tin-plated beryllium copper contact spring.

Lead Wire:

28 AWG PVC.

Colors: Available in 10 colors.

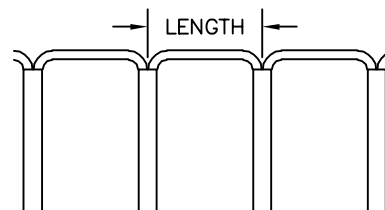

Assembly: Each connector crimped onto lead wire and insulated with .75" (19mm) heat shrink sleeve.

Ordering information:

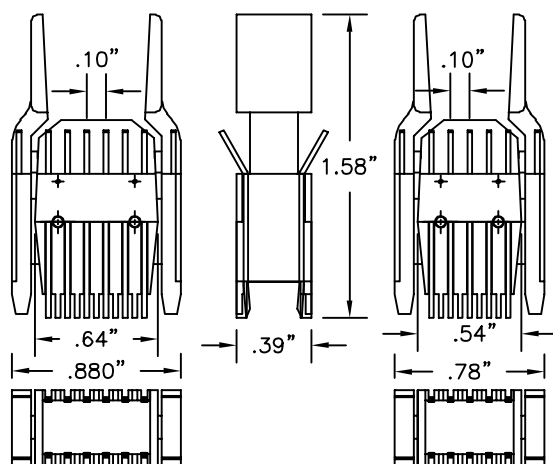
Part No.- # of links-color (Ex. L4-050-BLK or LT2-100-BLK)

Available in 25, 50, 100, and 250 link sets. When ordering 25 and 50 links please use 025 and 050 to indicate number of links.

E-Z-Links are available with insulated .025" (.635mm) square socket connectors evenly spaced on 2" (50.4mm), 3" (76.2mm), 4" (101.6mm), 5" (127mm), or 6" (152mm) centers.



TAP-A-DIP TEST CONNECTORS



Part Number	Description
300-14	14-pin Tap-A-Dip
300-16	16-pin Tap-A-Dip

SPECIFICATIONS:

CONTACTS: One-piece .025" (.635mm) square gold-plated beryllium copper spring wire bonded in place.

END CONTACTS—Lock-on under end leads of DIP.

INBOARD CONTACTS—Slide-on. Wiping action against DIP legs.

LEAD SPACING: .100" (2.54mm) lead spacing on .300" (7.62mm) row centers.

BODY CONSTRUCTION: High strength, molded plastic with barrier strips for insulation between contacts.


ENLARGED DETAIL OF WIPING ACTION OF CONTACTS AND POSITIVE LOCK-ON FEATURES OF THE TAP-A-DIP

POSITIVE LOCK-ON DESIGN

End contacts of TAP-A-DIP lock under each of the end leads on the DIP. Allows interconnection from TAP-A-DIP to test points without danger of popping off or causing shorts.

WIPING ACTION

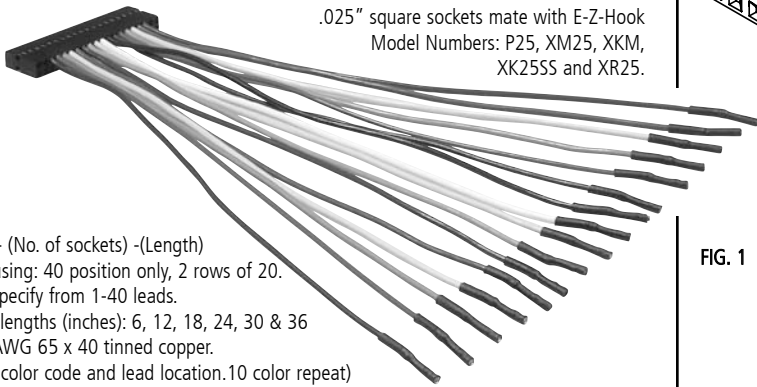
Shaped gold-plated beryllium copper contact springs provide complete wiping action. Assuring positive contact with leads on DIP.



MULTI-LEAD TEST SYSTEMS

A choice of easy-to-use, quality multi-lead test systems are available to meet your specific requirements, providing single and dual in-line interconnections. Leads with sockets and E-Z-Hooks are available in 10-color repeat series.

MULTI-LEAD ASSEMBLY WITH .025" (.635mm) SQUARE SOCKETS



.025" square sockets mate with E-Z-Hook Model Numbers: P25, XM25, XKM, XK25SS and XR25.

Part No. **MLA** - (No. of sockets) - (Length)
Connector housing: 40 position only, 2 rows of 20.
No. of leads: Specify from 1-40 leads.
Standard lead lengths (inches): 6, 12, 18, 24, 30 & 36
Wire type: 22AWG 65 x 40 tinned copper.
(See Fig. 4 for color code and lead location. 10 color repeat)


PCB CONNECTOR TO .025" (.635MM) SQUARE SOCKETS



.025" square sockets mate with E-Z-Hook Model Numbers: P25, XM25, XKM, XK25SS and XR25.

Connector housing: Available with .025" sq. sockets or pins installed. Size determined by no. of leads required (see Fig. 3)
Standard lead lengths (inches): 6, 12, 18, 24, 30 & 36
Housing With Sockets Installed: (See Fig. 1)
Part No. **PCB-S** (No. of sockets) - (Length),
Housing With Pins Installed: (See Fig. 2)
Part No. **PLA-S** (No. of sockets) - (Length)

MULTI-LEAD ASSEMBLY WITH XM MICRO-HOOKS



Part No. **MHA** - (No. of hooks) - (Length),
Connector housing: 40 position only, 2 rows of 20.
No. of leads: Specify from 1-40 leads .
Standard lead lengths (inches): 6, 12, 18, 24, 30 & 36
Wire Type: 22AWG 65 x 40 tinned copper.
(See Fig. 4 for color code and lead location. KILO-COLOR system used for 11 or more leads.)

PCB CONNECTOR TO E-Z HOOKS

Connector housing: Available with .025" sq. sockets or pins installed.
Size determined by no. of leads required (See Fig. 3)
Standard lead lengths (inches): 6, 12, 18, 24, 30 & 36
Housing with sockets: (Fig. 1)
PCB - XK - (No. of hooks) (Length)
PCB - XM - (No. of hooks) (Length)
PCB - X100W - (No. of hooks) (Length)
PCB - PICO - (No. of hooks) (Length)
Housing with pins: (Fig. 2)
PLA - XK - (No. of hooks) (Length)
PLA - XM - (No. of hooks) (Length)
PLA - X100W - (No. of hooks) (Length)
PLA - PICO - (No. of hooks) (Length)

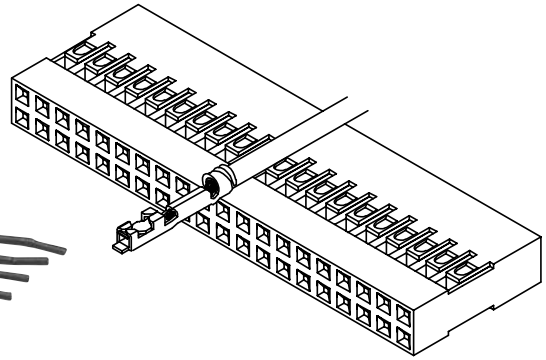
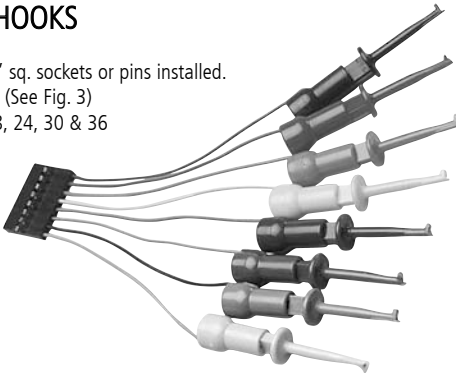


FIG. 1 INTERCONNECT DETAIL FOR PART NUMBER WITH PCB, MLA & MHA PREFIXES

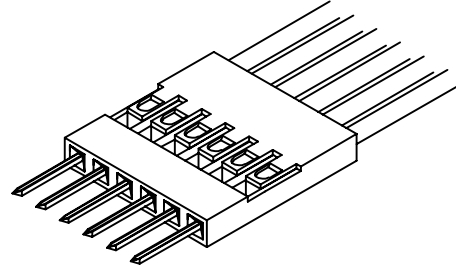


FIG. 2 MALE INTERCONNECT FOR PLA (Pin lead assembly) PART NUMBERS

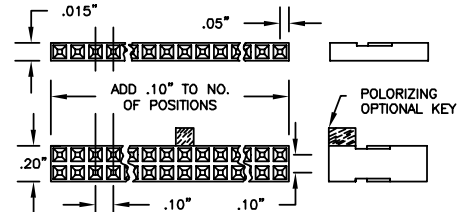


FIG. 3 HOUSING SIZES: WHEN ORDERING LEAD ASSEMBLY, SPECIFY NO. OF POSITIONS. IF SINGLE ROW, 2 THRU 36; DOUBLE ROW, 2 X 2 THRU 2 X 36 (Polarizing Key Available on Request).

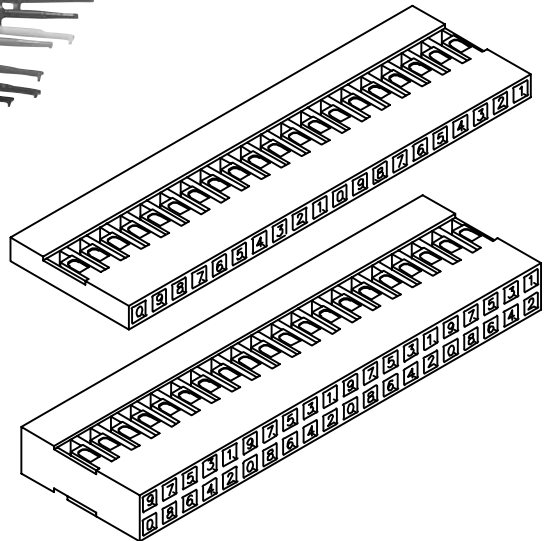
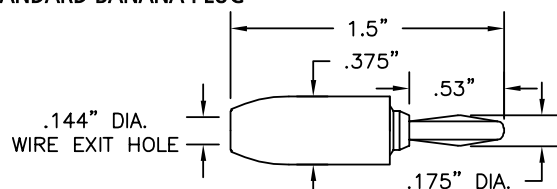


FIG. 4 REAR VIEW OF HOUSING COLOR CODE:
1 - Brown; 2 - Red; 3 - Orange; 4 - Yellow; 5 - Green;
6 - Blue; 7 - Violet; 8 - Gray; 9 - White; 0 - Black.
Color code matches industry-standard RESISTOR COLOR CODE, also used to identify wire numbering position for standard E-Z-Hook part numbers. Assemblies can be customized to meet special requirements. See inside back cover for more KILO-COLOR information.

BANANA PLUGS

STANDARD BANANA PLUG

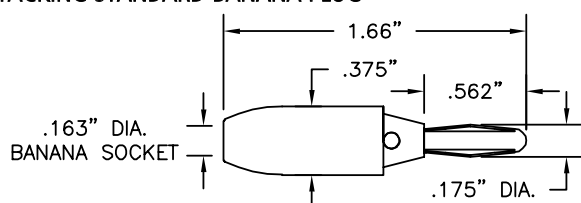


Part No.	Description
9202	Standard Banana Plug

Construction: Nylon handle. Nickel-plated brass body. Nickel silver spring. Solderless assembly.

Colors: Available in 10 colors. See inside back cover for details.

STACKING STANDARD BANANA PLUG

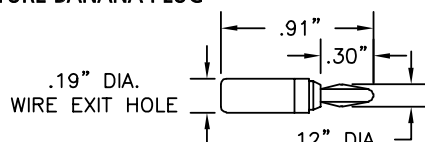


Part No.	Description
9203	Stacking Standard Banana Plug

Construction: Nylon handle. Nickel-plated brass body. Phosphor bronze spring. Solderless assembly.

Colors: Available in 10 colors. See inside back cover for details.

MINIATURE BANANA PLUG

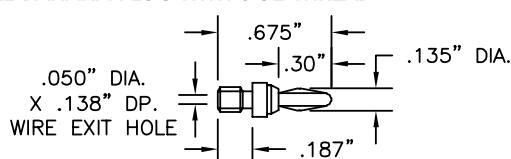


Part No.	Description
9213	Miniature Banana Plug

Construction: Plastic handle. Nickel-plated phosphor bronze body. Beryllium copper spring. Solder assembly.

Colors: Available in 10 colors. See inside back cover for details.

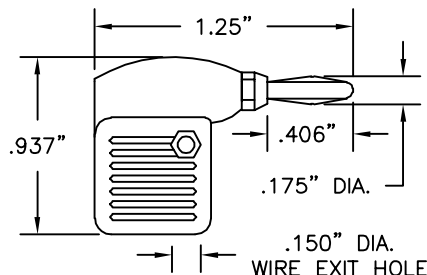
MINIATURE BANANA PLUG WITH 6-32 THREAD



Part No.	Description
8201	Mini Banana Plug with 6-32 Thread

Construction: Nickel-plated phosphor bronze body. Beryllium copper spring. Solder assembly. Thread size 6-32.

METER BANANA PLUG

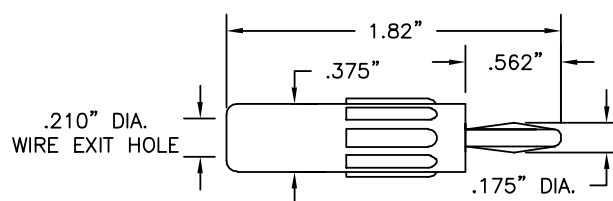


Part No.	Description
9206	Meter Banana Plug

Construction: Plastic handle. Nickel-plated brass body. Nickel-plated beryllium copper spring. Solder assembly.

Colors: Available in red and black.

BANANA PLUG FOR HEAVY WIRE

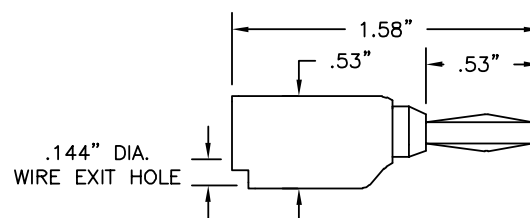


Part No.	Description
9214	Banana Plug for Heavy Wire

Construction: Plastic handle. Nickel-plated brass body. Phosphor bronze spring. Solderless assembly.

Colors: Available in red and black.

STACKING STANDARD BANANA PLUG FOR HEAVY WIRE

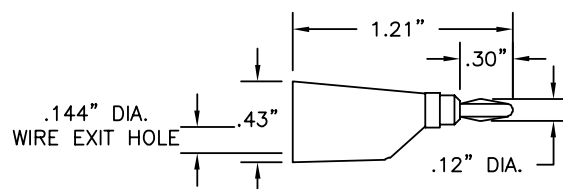


Part No.	Description
9260	Stacking Standard Banana Plug for Heavy Wire

Construction: Plastic handle. Nickel-plated brass body. Phosphor bronze spring. Snap together solderless assembly.

Colors: Available in 10 colors. See inside back cover for details.

STACKING MINIATURE BANANA PLUG

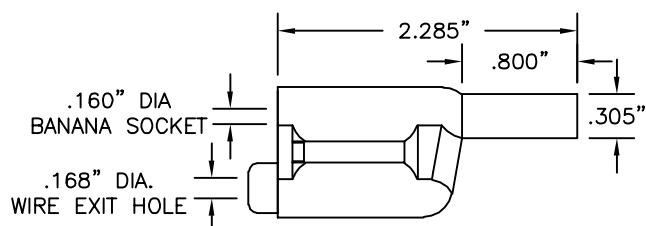


Part No.	Description
9261	Stacking Miniature Banana Plug

Construction: Plastic handle. Nickel-plated phosphor bronze body. Nickel-plated brass socket. Beryllium copper spring. Solderless assembly.

Colors: Available in 10 colors. See inside back cover for details.

STACKING SHROUDED BANANA PLUG, ACCEPTS SHROUDED BANANA PLUGS



Part No.	Description
9383	Stacking Shrouded Banana Plug, Accepts Shrouded Plugs

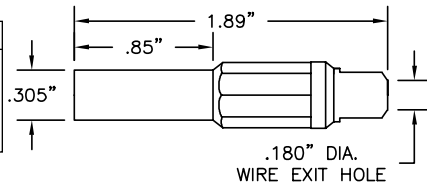
Construction: Housing is two piece molded nylon. Banana socket & plug are a one piece machined brass section with a beryllium copper contact spring. Banana plug tip is insulated. Wire connection is solderless. (IEC 1010 Compliant)

Colors: Red, black, yellow, green, blue and white.

BANANA PLUGS

STRAIGHT SHROUDED BANANA PLUG

Part No.	Description
9386	Straight Shrouded Banana Plug

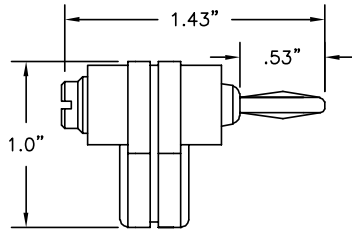


Construction: Housing is one piece molded nylon. Banana plug is machined brass with a contact spring all nickel plated. Banana plug tip is insulated. Wire connection is soldered. (IEC 1010 Compliant)

Colors: Available in red and black.

RIGHT ANGLE STANDARD BANANA PLUG

Part No.	Description
9304	Right Angle Standard Banana Plug

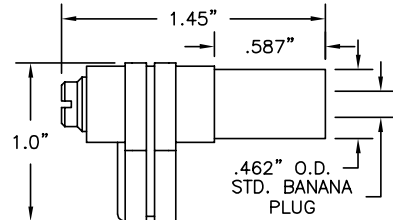


Construction: Nickel-plated brass body. Nickel-plated beryllium copper spring. Plastic handle. Solderless assembly.

Colors: Available in red and black.

SHROUDED RIGHT ANGLE STANDARD BANANA PLUG

Part No.	Description
9301	Shrouded Right Angle Standard Banana Plug



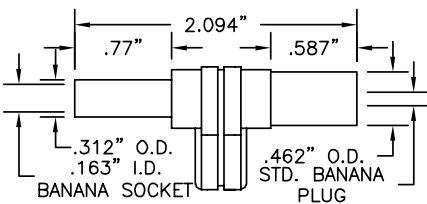
Fits most **AMPROBE** and **BECKMAN** instruments with recessed receptacles for shrouded plugs.

Construction: Nickel-plated brass body. Nickel-plated beryllium copper spring. Plastic handle. Solderless assembly.

Colors: Available in red and black.

STACKING SHROUDED RIGHT ANGLE STANDARD BANANA PLUG

Part No.	Description
9306	Stacking Shrouded Right Angle Standard Banana Plug/Socket



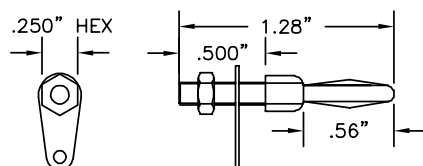
Fits most **FLUKE**, **B&K PRECISION**, **HP**, **BECKMAN**, **AMPROBE**, **METERMAN**, and **GREENLEE** instruments with recessed receptacles for shrouded plugs.

Construction: Nickel-plated brass body and socket. Nickel-plated phosphor bronze spring. Plastic handle. Solderless assembly.

Colors: Available in red and black.

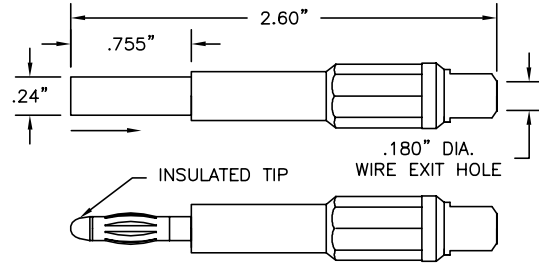
STANDARD BANANA PLUG 6-32 STUD MOUNTING

Part No.	Description
8204	Standard Banana Plug



Construction: Nickel plated brass body and nut. Tinned brass solder lug. Nickel-plated beryllium copper spring.

RETRACTABLE SHROUDED BANANA PLUG



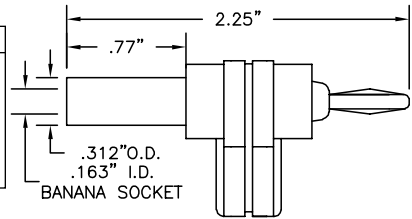
Part No.	Description
9388	Retractable Shrouded Banana Plug

Construction: Housing is a three piece molded nylon assembly with a wire collet for strain relief. Banana plug has a brass frame and beryllium copper contact spring; both are nickel plated. Wire connection is soldered. (IEC 1010 Compliant)

Colors: Black, red, yellow, green, blue and white.

STACKING RIGHT ANGLE STANDARD BANANA PLUG

Part No.	Description
9307	Stacking Right Angle Standard Banana Plug

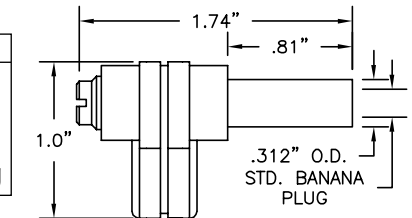


Construction: Nickel-plated brass body and socket. Nickel-plated beryllium copper spring. Plastic handle. Solderless assembly

Colors: Available in red and black.

SHROUDED RIGHT ANGLE STANDARD BANANA PLUG

Part No.	Description
9302	Shrouded Right Angle Standard Banana Plug



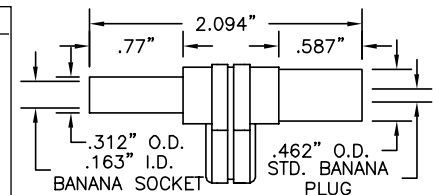
Fits most **FLUKE**, **B&K PRECISION**, **HP**, **BECKMAN**, **AMPROBE**, **METERMAN**, and **GREENLEE** instruments with recessed receptacles for shrouded plugs.

Construction: Nickel-plated brass body. Nickel-plated phosphor bronze spring. Plastic handle. Solderless assembly.

Colors: Black, brown, red, orange, yellow and violet.

STACKING SHROUDED RIGHT ANGLE STANDARD BANANA PLUG

Part No.	Description
9305	Stacking Shrouded Right Angle Std. Banana Plug/Socket



Fits most **AMPROBE**, **BECKMAN**, **SIMPSON** and **TRIPLETT** instruments with recessed receptacles for shrouded plugs.

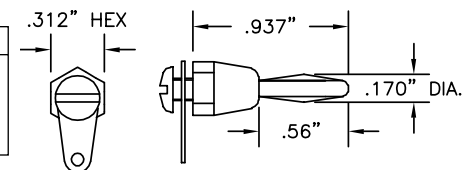
Construction: Male: Nickel-plated brass body. Nickel-plated beryllium copper spring.

Female: Nickel-plated beryllium copper socket. Plastic handle. Solderless assembly.

Colors: Available in red and black.

STANDARD BANANA PLUG FEMALE 6-32 THREAD MOUNTED

Part No.	Description
8205	Standard Banana Plug



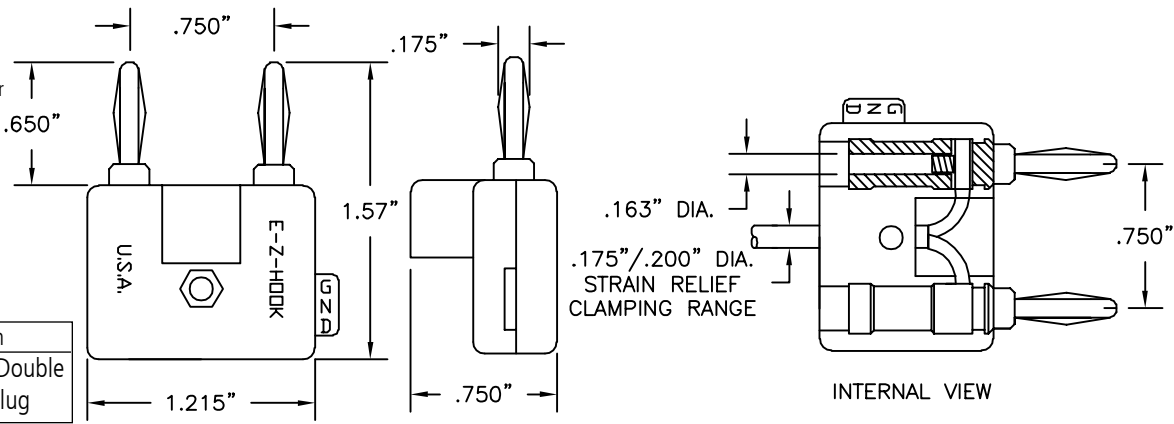
Construction: Nickel plated brass body and screw. Tinned brass solder lug. Nickel-plated beryllium copper spring. Maximum panel thickness .187 inch.

BANANA PLUGS

NO. DB750 STACKING DOUBLE BANANA PLUG

Construction:
Nylon handle. Nickel-silver spring. Nickel-plated brass socket. Solderless assembly.
Colors: Available in red and black.

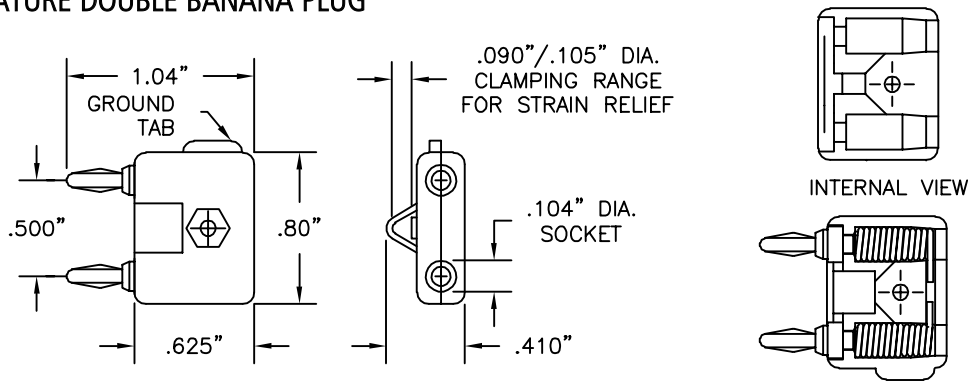
Part No.	Description
DB750	Stacking Double Banana Plug



NO. DB500 STACKING MINIATURE DOUBLE BANANA PLUG

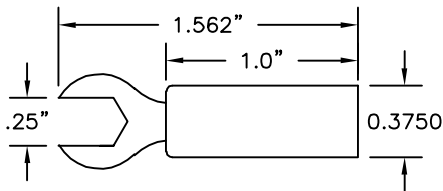
Construction:
Nylon handle. Beryllium copper spring. Music wire socket, nickel-plated. Solderless assembly.
Colors: Available in red and black.

Part No.	Description
DB500	Stacking Double Mini Banana Plug



INSULATED SPADE LUGS

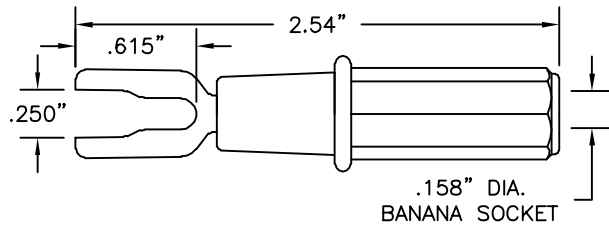
.250" (6.35mm) INSULATED SPADE LUG



Part No.	Description
9208	.250" Spade Lug

Construction: Plastic handle; .050" (1.27mm) thick nickel plated brass lug. Solder assembly.
Colors: Available in red and black.

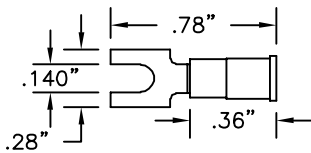
SPADE LUG TO BANANA SOCKET, ACCEPTS SHROUDED BANANA PLUGS



Part No.	Description
9385	Spade Lug (fits .25" and #8) to Banana Socket

Construction: Nylon handle. Banana socket and spade lug are nickel-plated brass.
Colors: Black, red, yellow, green, blue and white.

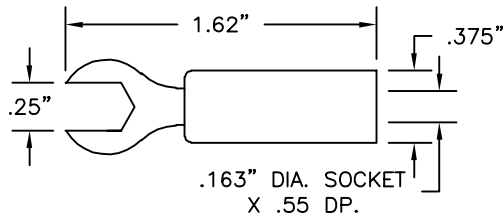
.140" (3.57mm) INSULATED SPADE LUG



Part No.	Description
9209	.140" Spade Lug for AWG22 to 18 Lead

Insulation Maximum: .150" (3.81mm)
For No. 6 Screw—.140" (3.55mm)
Construction: Vinyl insulator. Tin-plated copper lug. Crimp on assembly.
Colors: Red.

.250" (6.35mm) INSULATED SPADE LUG TO STD. BANANA SOCKET

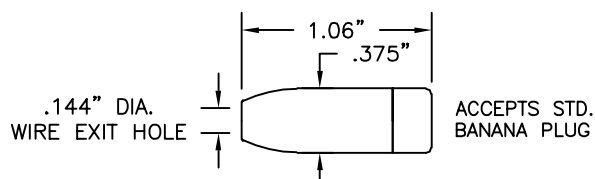


Part No.	Description
8020-(color)	.250" Insulated Spade Lug to Std. Banana Socket

Construction: Housing is molded nylon; banana socket is machined brass; spade lug is brass, both are nickel-plated.
Colors: Available in red and black.

BANANA SOCKETS

STANDARD BANANA SOCKET

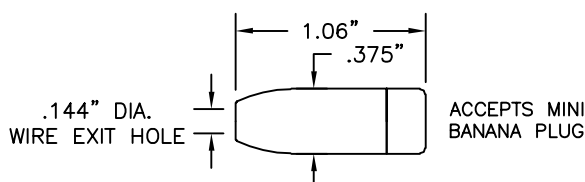


Part No.	Description
9210	Standard Banana Socket

Construction: Nylon handle. Nickel-plated brass socket. Solder assembly.

Colors: Available in 10 colors. See inside back cover for details.

MINIATURE BANANA SOCKET

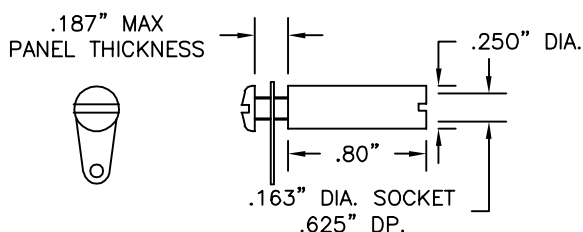


Part No.	Description
9252	Miniature Banana Socket

Construction: Nylon handle. Nickel-plated brass socket. Solder assembly.

Colors: Available in 10 colors. See inside back cover for details.

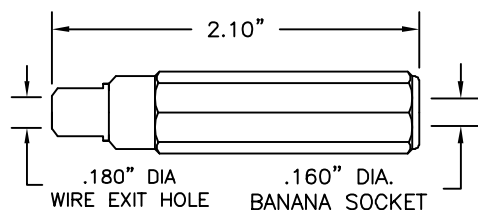
STANDARD BANANA SOCKET FEMALE 6-32 THREAD MOUNTED



Part No.	Description
8206	Standard Banana Socket

Construction: Nickel-plated brass body and screw. Tinned brass solder lug.

SHROUDED BANANA SOCKET, ACCEPTS SHROUDED BANANA PLUGS

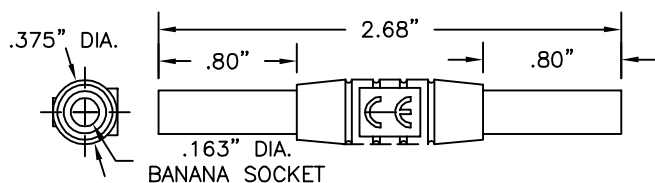


Part No.	Description
9387	Shrouded Banana Socket, Accepts Shrouded Plugs

Construction: Housing is a two piece molded nylon assembly with a wire collet for strain relief. The banana socket is nickel-plated brass. Wire connection is soldered.

Colors: Black, red, yellow, green, blue and white.

BANANA SOCKET ADAPTER

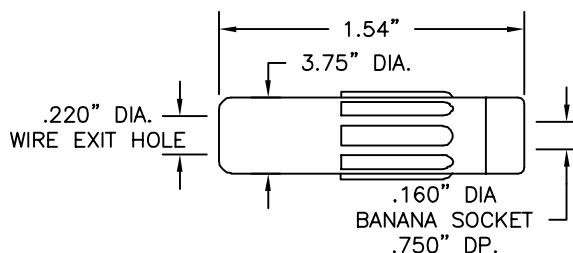


Part No.	Description
9430	Banana Socket Adapter

Accepts standard and shrouded banana plugs. Ideal for lead extension.

Colors: Available in red and black.

STANDARD BANANA SOCKET WITH LONG BODY AND LARGE WIRE EXIT HOLE TO ACCOMMODATE HEAVY WIRE

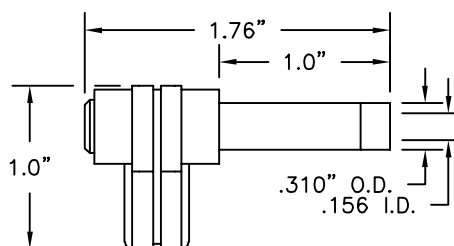


Part No.	Description
9251	Standard Banana Socket with Long Body

Construction: Plastic handle. Nickel-plated brass socket. Solder assembly.

Colors: Available in red and black.

SHROUDED RIGHT ANGLE STANDARD BANANA SOCKET



Part No.	Description
9309	Shrouded Right Angle Standard Banana Socket

Fits most **SIMPSON** and **TRIPLETT** instruments with recessed plugs for shrouded receptacles.

Construction: Nickel-plated beryllium copper spring socket. Plastic handle. Solderless assembly.

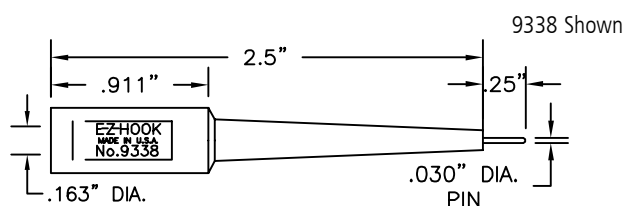
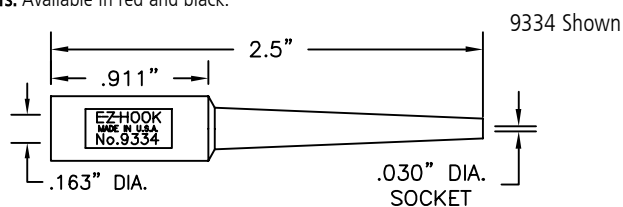
Colors: Available in red and black.

E-Z-FLEX™ TEST ADAPTERS

PART NO.	AWG	CONTACT DIA.	TYPE OF CONTACT
9334 (color)	22	.030" (.762mm)	Socket
9338 (color)	22	.030" (.762mm)	Pin
9335 (color)	20	.040" (1.02mm)	Socket
9339 (color)	20	.040" (1.02mm)	Pin
9336 (color)	16	.062" (1.60mm)	Socket
9340 (color)	16	.062" (1.60mm)	Pin
9337 (color)	12	.094" (2.36mm)	Socket
9341 (color)	12	.094" (2.36mm)	Pin

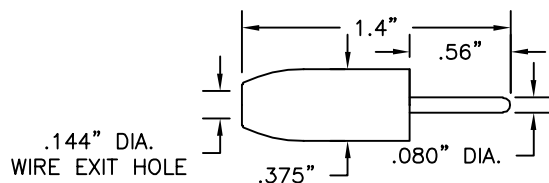
DESCRIPTION: Banana socket end is brass tin plated. All the contact ends are gold plated. The flexible insulation is molded plastic. Socket accepts standard banana plugs. Also available in a kit of all E-Z-Flex Adapters. See page 113.

Colors: Available in red and black.



PIN PLUGS AND SOCKETS

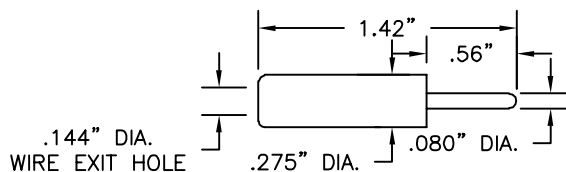
STANDARD .080" (2.03mm) PIN



Part No.	Description
9201	Standard .080" (2.03mm) Pin

Construction: Nylon handle. Nickel-plated brass body. Solderless assembly.
Colors: Available in 10 colors. See inside back cover for details.

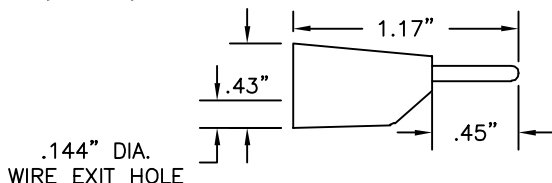
SLIMLINE .080" (2.03mm) PIN WITH .275" (7mm) DIAMETER BODY



Part No.	Description
9258	Slimline (.275"/7mm O.D.) .080" (2.03mm) Pin

Construction: Delrin handle. Nickel-plated brass body. Solderless assembly.
Colors: Available in black, red and white.

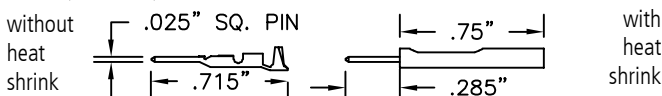
.080" (2.03mm) STACKING PIN FOR HEAVY WIRE



Part No.	Description
9259	Slimline (.31"/7.8mm O.D.) Stacking .080" Pin

Construction: Plastic handle. Nickel-plated brass body. Beryllium copper internal socket spring. Snap together solderless assembly.
Colors: Available in 10 colors. See inside back cover for details.

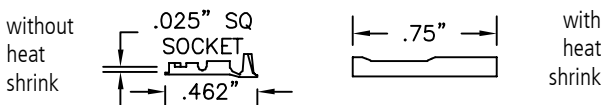
.025" (.635mm) SQUARE PIN



Part No.	Description
9265	.025" (.635mm) Square Pin
9265-HS	Square Pin with .75" (19mm) Heat Shrink Sleeve

Construction: Gold-plated brass body. Crimp assembly.

.025" (.635mm) SQUARE SOCKET

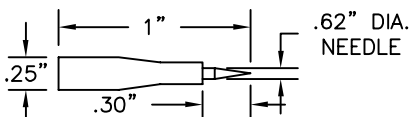


Part No.	Description
9205	.025" Square Socket
9205-HS	Square Socket with .75" (19mm) Heat Shrink Sleeve

Construction: Brass body. Gold-plated beryllium copper spring. Crimp assembly.

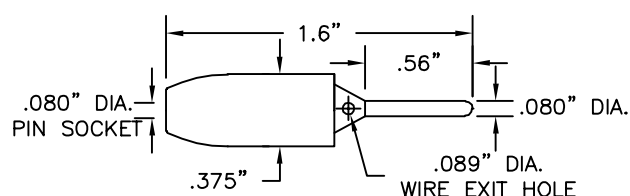
FEMALE 6-32 THREAD TO PHONO NEEDLE POINT

Part No.	Description
8035	Female 6-32 Thread on Phono Needle Point



Construction: Insulator is heat shrink tubing. Contact point and 6-32 thread are both nickel-plated steel.
Colors: Available in red and black.

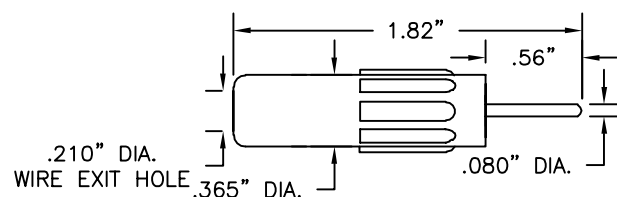
STACKING .080" (2.03mm) PIN



Part No.	Description
9204	Stacking .080" (2.03mm) Pin

Construction: Nylon handle. Nickel-plated brass body. Solderless assembly.
Colors: Available in 10 colors. See inside back cover for details.

.080" (2.03mm) PIN FOR HEAVY WIRE

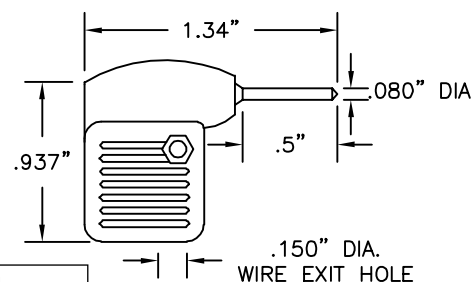


Part No.	Description
9250	.080" (2.03mm) Pin for Heavy Wire

Construction: Plastic handle. Nickel-plated brass body. Solderless assembly.
Colors: Available in red and black.

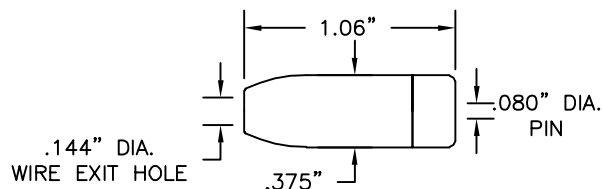
.080" (2.03mm) METER PIN

Construction: Plastic handle. Nickel-plated brass body. Solder assembly.
Colors: Available in red and black.



Part No.	Description
9207	Meter Pin Plug

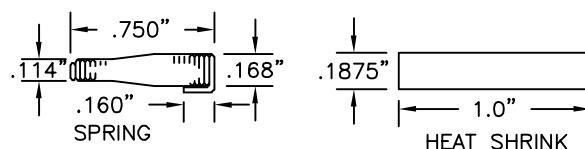
STANDARD .080" (2.03mm) TIP SOCKET



Part No.	Description
9211	Standard .080" (2.03mm) Tip Socket

Construction: Nylon handle. Silver-plated beryllium copper contact spring. Solder Assembly.
Colors: Available in 10 colors. See inside back cover for details.

FEMALE 6-32 THREAD



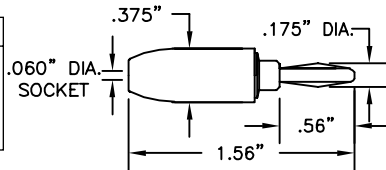
Part No.	Description
9212	Female 6-32 Thread

Construction: Insulator is heat shrink tubing. Steel spring thread. Solder assembly.
Colors: Available in red and black.

BANANA & PIN PLUG ADAPTERS

.060" (1.524mm) SOCKET IN STANDARD BANANA PLUG

Part No.	Description
8011	.060" (1.524mm) Socket in Std. Banana Plug

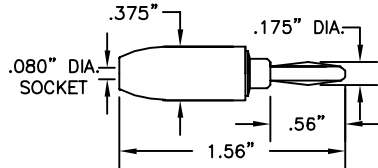


Construction: Nylon handle. Nickel-plated brass frame with phosphor bronze .060" contact socket spring. Banana plug is nickel silver.

Colors: Available in 10 Colors. See inside back cover for details.

.080" (2.03mm) SOCKET IN STANDARD BANANA PLUG

Part No.	Description
8012	.080" (2.03mm) Socket in Std. Banana Plug

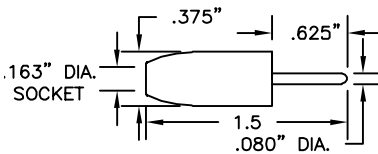


Construction: Nylon handle. Brass banana plug frame with a nickel silver contact spring. .080" socket is brass frame with phosphor bronze spring, silver-plated.

Colors: Available in 10 Colors. See inside back cover for details

STANDARD BANANA SOCKET TO .080" (2.03mm) PIN

Part No.	Description
8018	Std. Banana Socket to .080" (2.03mm) Pin

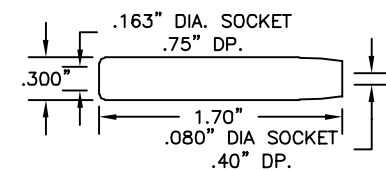


Construction: Nylon handle. One piece nickel-plated brass frame.

Colors: Available in 10 Colors. See inside back cover for details.

STANDARD BANANA TO .080" (2.03mm) TIP SOCKET

Part No.	Description
8031	Std. Banana to .080" (2.03mm) Tip Socket

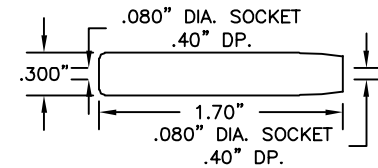


Construction: Housing is molded nylon. Banana socket and .080" socket frames are nickel-plated brass. .080" contact is silver-plated beryllium copper.

Colors: Available in red and black.

STANDARD .080" (2.03mm) TIP SOCKET TO STANDARD .080" (2.03mm) TIP SOCKET

Part No.	Description
8029	.080" (2.03mm) to .080" (2.03mm) Splice



Construction: Housing is molded nylon. .080" sockets are machined brass and nickel copper. Spring contact is silver-plated beryllium copper.

Colors: Available in red and black.

.060" (1.524mm) SOCKET TO .080" (2.03mm) TIP SOCKET

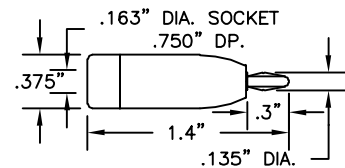
Part No.	Description
8046	.060" (1.524mm) Socket to .080" (2.03mm) Tip Socket

Construction: Housing is molded nylon. .080" contact spring is silver-plated Be Cu. .060" socket is machined nickel copper, both sockets are nickel-plated.

Colors: Available in red and black.

STANDARD BANANA SOCKET TO MINIATURE BANANA PLUG

Part No.	Description
8023	Std. Banana Socket to Mini Banana Plug

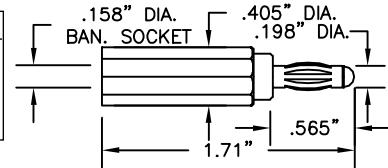


Construction: Nylon handle. Mini banana and standard banana sockets are nickel-plated brass. Mini banana plug spring is nickel silver.

Colors: Available in 10 colors. See inside back cover for details.

STANDARD BANANA PLUG TO BANANA SOCKET, ACCEPTS SHROUDED BANANA PLUGS

Part No.	Description
9384	Standard Banana Plug to Banana Socket

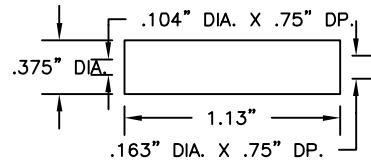


Construction: Nylon handle. Banana plug and socket are a one piece brass frame with beryllium copper contact spring, both nickel plated.

Colors: Red, Black, Yellow, Green, Blue and White.

STANDARD BANANA SOCKET TO MINIATURE BANANA SOCKET

Part No.	Description
8032	Std. Banana Socket to Mini Banana Socket

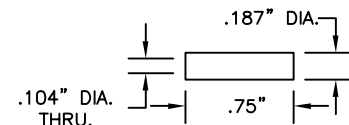


Construction: Insulator is extruded PVC tubing. Contacts are tin-plated music wire.

Colors: Available in red and black.

MINIATURE BANANA SOCKET TO MINIATURE BANANA SOCKET

Part No.	Description
8030	Mini Banana Socket to Mini Banana Socket

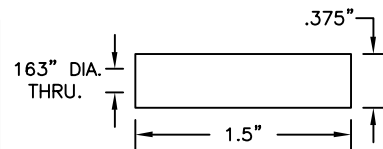


Construction: Insulator is heat shrink tubing. Contact is tin-plated music wire.

Colors: Available in red and black.

STANDARD BANANA SOCKET TO STANDARD BANANA SOCKET

Part No.	Description
8033	Std. Banana Socket to Std. Banana Socket

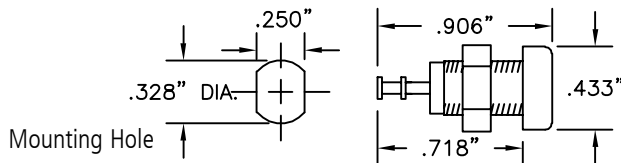


Construction: Insulator is extruded PVC tubing. Contacts are tin-plated music wire.

Colors: Available in red and black.

PANEL MOUNTS

STANDARD BANANA SOCKET PANEL MOUNT

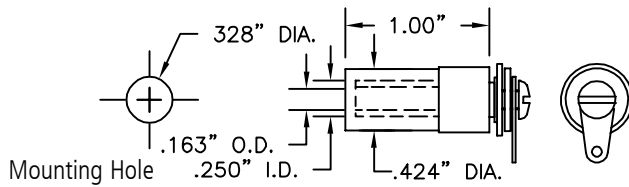


Part No.	Description
9284 -(color)	Standard Banana Socket Panel Mount

Construction: Nylon body with recessed entry design. Three-level copper, nickel & tin plated brass contact and turret terminal. 5/16-32 UNEF thread. Nut furnished. Mounts in .328" (8.33 mm) hole. For panel thickness up to .343" (8.8 mm).

Colors: Available in 10 colors. See inside back cover for details.

SHROUDED STANDARD BANANA SOCKET PANEL MOUNT FOR 9302 R/A METER PLUG

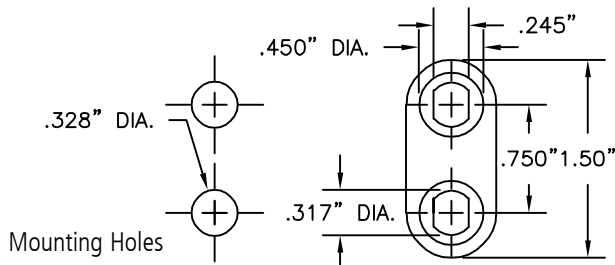


Part No.	Description
8207	Shrouded Standard Banana Socket

Construction: Nylon shroud. Nylon shoulder. Washer. Nickel or tin plated flat washer. Hot tin-plated lock washer. Solder terminal. Nickel-plated brass 6-32 screws. Panel thickness range .060"/.187".

Colors: Available in red and black.

STANDARD DOUBLE PANEL MOUNT

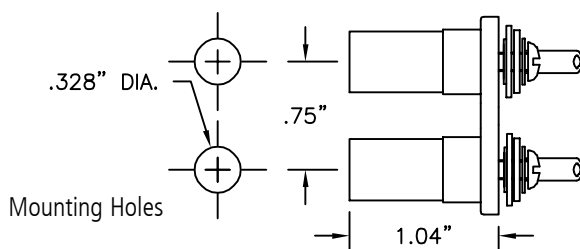


Part No.	Description
8172 -(color)	Plastic Mounting Base, .750" Centers

Construction: .750" base for standard double banana socket and binding post mounting base. For use with part numbers 9280, 9281 and 9284.

Colors: Available in red and black.

SHROUDED STANDARD DOUBLE BANANA SOCKET PANEL MOUNT

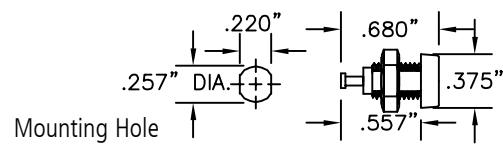


Part No.	Description
9408	Shrouded Standard Double Banana Socket

Construction: Nylon base and shrouds. nylon shoulder washers. Three-level copper, nickel and tin plated flat washers. Hot tin plated lock washer solder terminals. Nickel-plated brass 6-32 screws. Max. panel thickness .187" (4.74mm).

Colors: 1 red and 1 black panel mount. Red or black base. (Specify base color)

MINIATURE BANANA SOCKET PANEL MOUNT

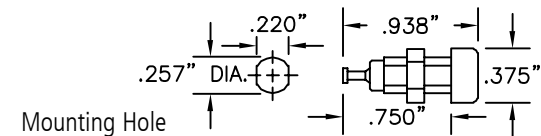


Part No.	Description
9283 -(color)	Miniature Banana Socket Panel Mount

Construction: Nylon body with recessed entry design. Three-level copper, nickel & tin plated brass contact and terminal. 1/4-32 UNEF thread. Nut furnished. Mounts in .257" (6.53mm) hole. For panel thickness up to .187" (4.75 mm).

Colors: Available in 10 colors. See inside back cover for details.

STANDARD .080" (2.03mm) TIP SOCKET PANEL MOUNT

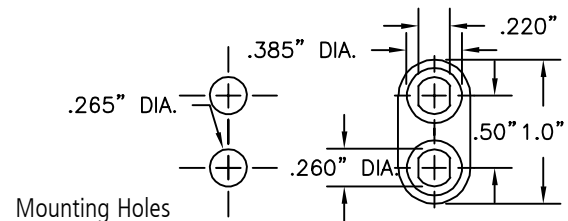


Part No.	Description
9218 -(color)	Standard .080" Tip Socket Panel Mount

Construction: Nylon body with recessed closed entry design. Silver-plated beryllium copper contact spring. Brass solder terminal is hot tin dipped. 1/4-32 nut furnished. Mounts in .257" (6.53mm) hole in panels up to .250" (6.35mm) thick.

Colors: Available in 10 colors. See inside back cover for details.

MINIATURE DOUBLE PANEL MOUNT

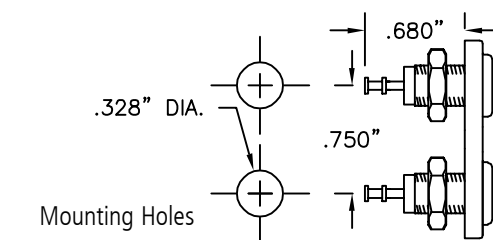


Part No.	Description
8171 -(color)	Plastic Mounting Base, .500" Centers

Construction: .500" base for double miniature banana socket and binding post mounting base. For use with part numbers 9218, 9278 and 9283.

Colors: Available in red and black.

STANDARD DOUBLE BANANA SOCKET PANEL MOUNT WITH TURRET TERMINALS



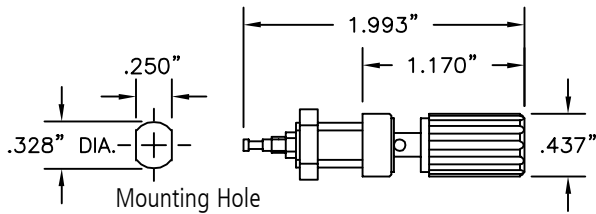
Part No.	Description
9405	Standard Double Banana Socket

Construction: Nylon body with recessed entry design. Three-level copper, nickel and tin plated brass contact and turret terminal. 5/16-32 UNEF thread. Nuts furnished. Max panel thickness .187" (4.74mm).

Color: 1 red and 1 black socket. Red or black base. (Specify base color)

PANEL MOUNTS

STANDARD BANANA PLUG BINDING POST WITH TURRET TERMINAL

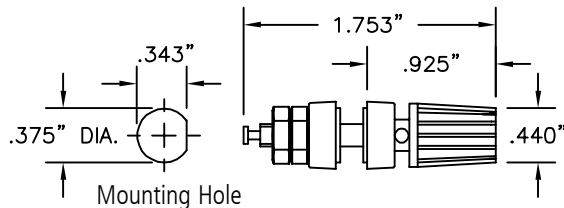


Part No.	Description
9280-(color)	Standard Banana Plug Binding Post

Construction: Nylon body. 5/16-32 UNEF thread. For panel thickness up to .281" (7.15mm). Rated at 15 Amps, 5,000 VDC.

Color: Available in red, black and white.

STANDARD BANANA PLUG BINDING POST WITH KEYED INSULATORS AND TURRET TERMINAL

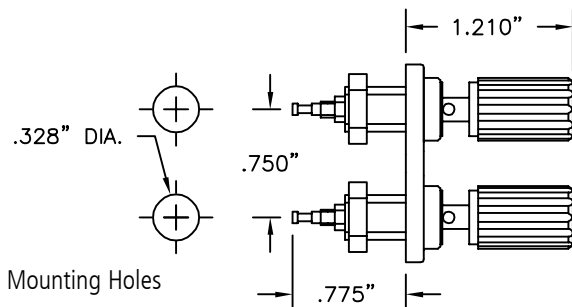


Part No.	Description
9282-(color)	Standard Banana Plug Binding Post

Construction: Metal body. Bright tin-plated. For panel thickness from .062" (1.58mm) to .250" (6.35mm). Rated at 15 Amps, 1,000 VAC RMS.

Color: Available in red, black and white.

STANDARD DOUBLE BANANA SOCKET BINDING POST WITH TURRET TERMINAL

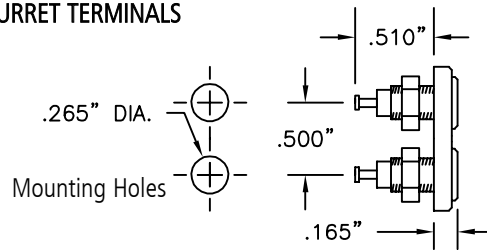


Part No.	Description
9406	Double Standard Banana Plug Binding Post

Construction: Nylon body. 5/16-32 UNEF thread. For panel thickness up to .250" (7.15mm). Rated at 15 Amps, 8000 VDC.

Color: Available in red and black.

MINIATURE DOUBLE BANANA SOCKET PANEL MOUNT WITH TURRET TERMINALS

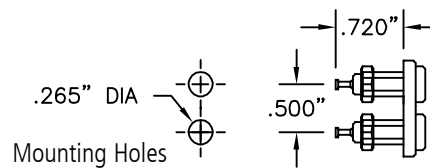


Part No.	Description
9402	Miniature Banana Socket Panel Mount

Construction: Nylon body with recessed entry design. Three-level copper, nickel and tin plated brass contact and terminal. 1/4-32 UNEF thread. Nut furnished. Mounts in .268" (6.80mm) hole. For panel thickness up to .156" (4.75mm).

Color: Available in red and black.

STANDARD DOUBLE .080" (2.03 mm) TIP SOCKET PANEL MOUNT WITH TURRET TERMINALS

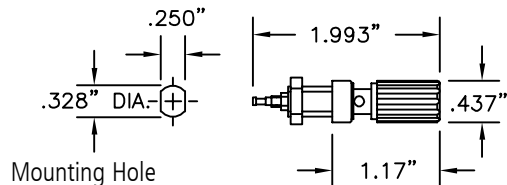


Part No.	Description
9401	Standard .080" Tip Socket Panel Mount

Construction: Nylon body with recessed closed entry design. Silver-plated beryllium copper contact spring. Brass solder terminal is hot tin dipped. 1/4-32 nut furnished. Mounted in .265" hole in panels up to 5/16" (6.35mm) thick.

Color: Available in red and black.

EUROPEAN BINDING POST WITH TURRET TERMINAL FOR STANDARD BANANA PLUG

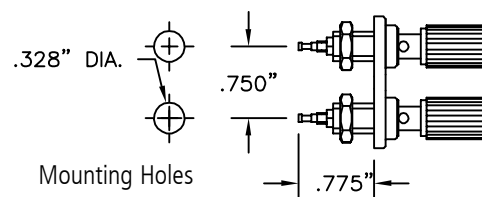


Part No.	Description
9281-(color)	European Binding Post

Construction: Nylon body. 5/16-32 UNEF thread. For panel thickness up to .281" (7.15mm). Rated at 15 Amps, 5,000 VDC.

Color: Available in red, black and white.

EUROPEAN DOUBLE BINDING SOCKET WITH TURRET TERMINAL FOR STANDARD BANANA PLUG



Part No.	Description
9407	European Binding Post

Construction: Nylon body. 5/16-32 UNEF thread. For panel thickness up to .250" (7.15mm). Rated at 15 Amps, 8,000 VDC.

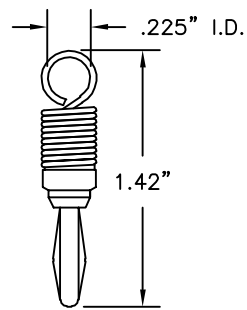
Color: Available in red and black.

QUICK DISCONNECT TERMINAL ADAPTERS

BASIC INFORMATION

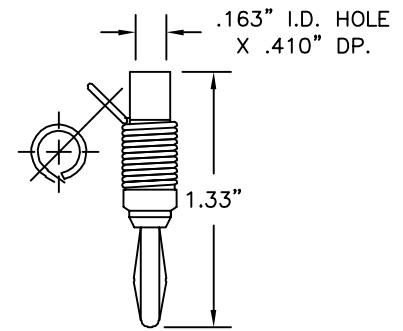
Convert plug-in connectors, terminals, posts or sockets into ring terminals for easy connections.

TERMINAL RING ON STANDARD BANANA PLUG



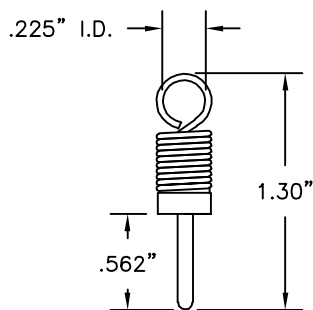
Part No.	Description
8702	Terminal Ring on Standard Banana Plug

TERMINAL RING ON STACKING STANDARD BANANA PLUG



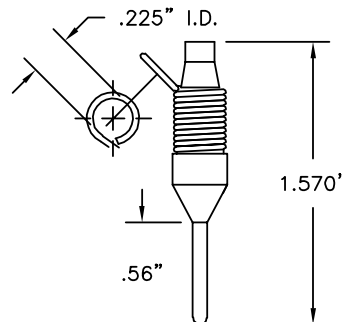
Part No.	Description
8703	Terminal Ring on Stacking Standard Banana Plug

TERMINAL RING ON .080" (2.03mm) PIN PLUG



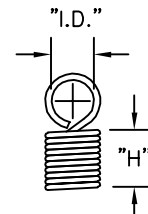
Part No.	Description
8701	Terminal Ring on .080" (2.03mm) Pin Plug

TERMINAL RING ON STACKING .080" (2.03mm) PIN PLUG



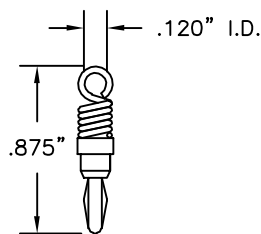
Part No.	Description
8704	Terminal Ring on Stacking .080" Pin Plug

TERMINAL RING ON FEMALE THREAD



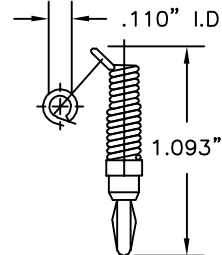
Part No.	Description	I.D.	H
8715-4	4-40	.093"	.205"
8715-6	6-32	.118"	.210"
8715-8	8-32	.150"	.265"
8715-10	10-32	.175"	.268"
8715-25	1/4"-32	.230"	.312"

TERMINAL RING ON MINIATURE BANANA PLUG



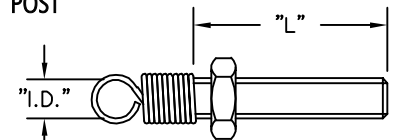
Part No.	Description
8713	Terminal Ring on Miniature Banana plug

TERMINAL RING ON STACKING MINIATURE BANANA PLUG



Part No.	Description
8714	Terminal Ring on Stacking Miniature Banana Plug

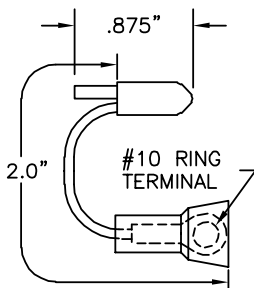
TERMINAL RING ON MALE THREADED POST



Part No.	Thread	I.D.	L
8716-4	4-40	.093"	.85"
8716-6	6-32	.118"	.80"
8716-8	8-32	.150"	.95"
8716-10	10-32	.175"	.85"
8716-25	1/4"-32	.230"	.50"

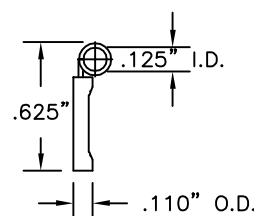
Each supplied with corresponding nut.

TERMINAL RING TO .025" SQUARE SOCKET

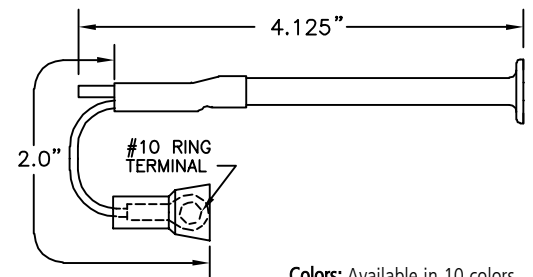


Colors: Available in 10 colors.

Part No.	Description
8705	.025" Square Socket
8709	.045" Square Socket



Part No.	Description
8706	Direct for Lightweight Connectors



Colors: Available in 10 colors.


Part No.	Description
8707	.025" Square Socket
8710	.045" Square Socket

E-Z-NAILCLIP™ TEST TERMINALS

For use with breadboard circuits, experimental hookups and harness board connections, to pretest circuits, modules, components and burn-in boards.

Use E-Z-Nailclip test terminals to hold wire ends firmly in place for a quick, sure connection. Smooth, tough hook holds wire ends firmly against the nylon slide without cutting, nicking, or damaging lead wires. E-Z-Nailclips drive into wood like a nail using the T-20 Tool, or can be pressed into predrilled holes. Products can easily be soldered below board and simple finger tip operation saves in construction time by speeding wire placement. The rectangular hole design in the slide eliminates hook rotation. Nailclips are available with a variety of factory-installed adapters.

Colors: Available in 10 colors.

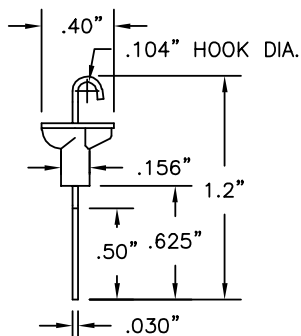


STANDARD TEST TERMINAL

Construction:

One-piece nickel silver shaft and hook. Durable heat and chemical resistant nylon slide. Stainless steel compression coil spring. Requires T-20 tool to drive into wood or PE-93 Perf-eze adapter to press into standard perf board holes.

Colors: Available in 10 colors.



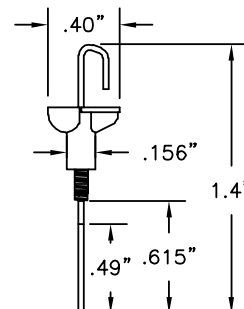
Part No.	Description
81-1	Standard Hook

MULTIPLE WIRE TEST TERMINAL

Construction:

One-piece nickel silver shaft and hook. Durable heat and chemical resistant nylon slide. Stainless steel compression coil spring. Requires T-20 tool to drive into wood or PE-93 Perf-eze adapter to press into standard perf board holes.

Colors: Available in 10 colors.

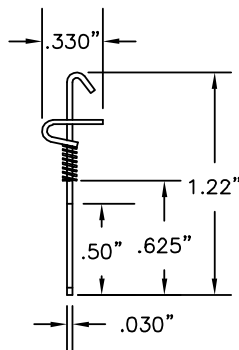


Part No.	Description
83-8	Hook for Multiple Wires

ALL METAL TEST TERMINAL FOR HIGH TEMPERATURE USE

Construction:

One-piece nickel silver shaft and hook. Durable heat and chemical resistant nylon slide. Stainless steel compression coil spring. Requires T-20 tool to drive into wood or PE-93 Perf-eze adapter to press into standard perf board holes.

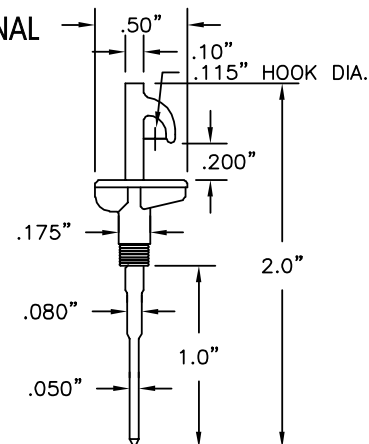


Part No.	Description
84-1	High Temperature Hook

HEAVY DUTY TEST TERMINAL

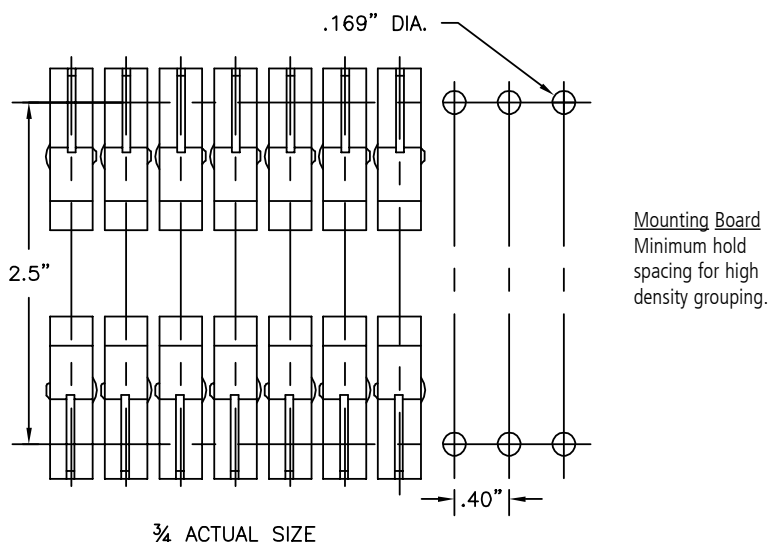
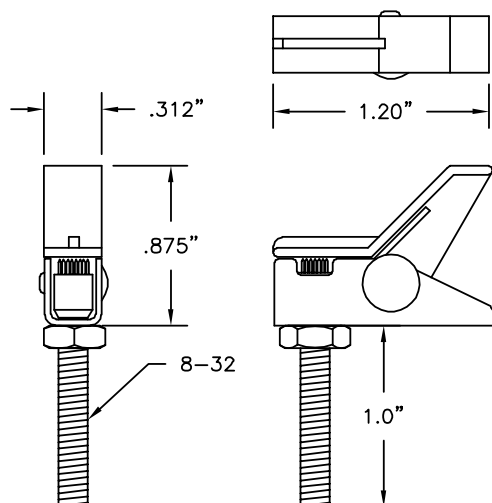
Construction: Three-level copper, nickel and tin plated tempered steel hook. Nylon slide. Stainless steel spring.

Colors: Available in 10 colors.



Part No.	Description
86-1	Heavy Duty Hook

INSULATION-PIERCING WIRE CLAMP

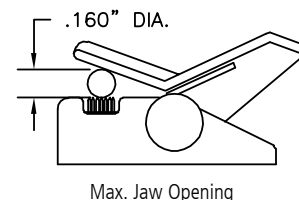


Mounting Board
Minimum hold
spacing for high
density grouping.

Materials and Finish	
Housing:	Steel; copper, nickel, & tin-plated
Lever:	Nylon molded in ten different colors
Contact Bolt:	Brass nickel plated
Springs:	Stainless steel

Part No.	Description
82-2	Insulation-Piercing Wire Clamp

No need to strip wire end for continuity testing. Wires can be installed from three different sides. If more than one wire is to be held in the same clamp, use the same wire AWG and insert from the front only, and to the same depth.

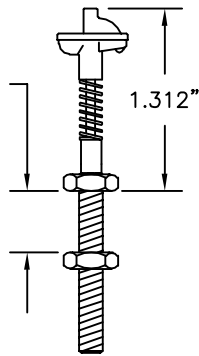


E-Z-NAILCLIP™ TEST TERMINAL ADAPTERS

HEAVY DUTY TERMINAL CLIP ON THREADED POST

SEE PART NO. BOX
FOR PANEL THICKNESS

Part No.	Thread	Max Panel Thickness
8607-4	4-40	.875"
8607-6	6-32	.875"
8607-8	8-32	1.00"
8607-10	10-32	.875"



Colors: Available in 10 colors.
See Part No. 81-1 for hook dimensions

TERMINAL CLIP ON SMALL RING TERMINAL

FOR NO. 10 SCREW
.200" DIA.

Part No.	Description
8105	Terminal Clip on Small Eyelet

Colors: Available in 10 colors.

See Part No. 81-1 for hook dimensions

TERMINAL CLIP ON METER POST RING TERMINAL

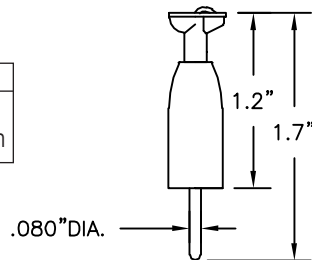
FOR 1/4" SCREW
.250" DIA.

Part No.	Description
8106	Terminal Clip on Meter Post Eyelet

Colors: Available in 10 colors.

TERMINAL CLIP ON .080" (2.03mm) PIN

Part No.	Description
8101	Terminal Clip on .080" (2.03mm) Pin



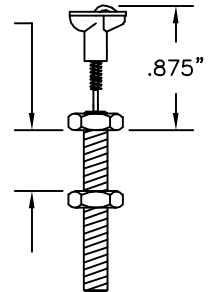
Colors: Available in 10 colors.
See Part No. 81-1 for hook dimensions

TERMINAL CLIP ON THREADED POST

SEE PART NO. BOX
FOR PANEL THICKNESS

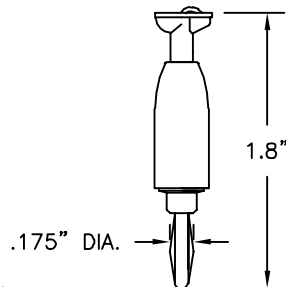
Part No.	Thread	Max Panel Thickness
8107-4	4-40	.875"
8107-6	6-32	.875"
8107-8	8-32	1.00"
8107-10	10-32	.875"

Colors: Available in 10 colors.
See Part No. 81-1 for hook dimensions



TERMINAL CLIP ON STANDARD BANANA PLUG

Part No.	Description
8102	Terminal Clip on Standard Banana Plug

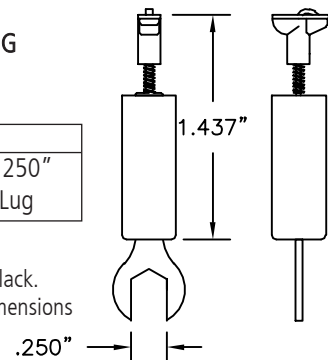


Colors: Available in 10 colors.
See Part No. 81-1 for hook dimensions

TERMINAL CLIP ON .250" (6.35mm) SPADE LUG

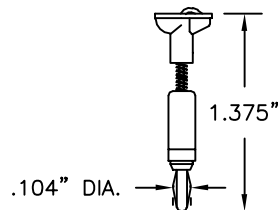
Part No.	Description
8104	Terminal Clip on .250" (6.35mm) Spade Lug

Colors: Available in red and black.
See Part No. 81-1 for hook dimensions



TERMINAL CLIP ON MINIATURE BANANA PLUG

Part No.	Description
8108	Terminal Clip on Miniature Banana Plug

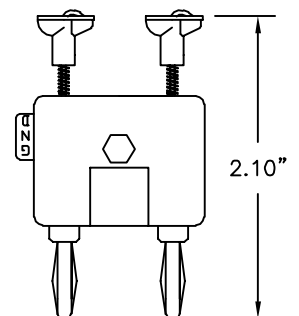


Colors: Available in 10 colors.
See Part No. 81-1 for hook dimensions

TERMINAL CLIP ON STANDARD DOUBLE BANANA PLUG

Part No.	Description
8103	Terminal Clip on Std. Double Banana Plug

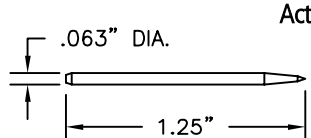

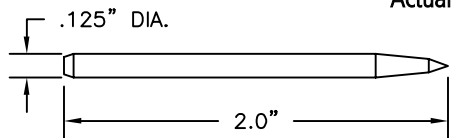
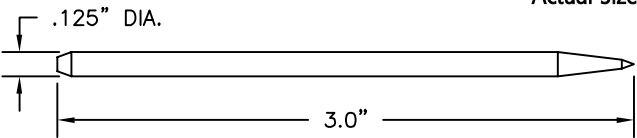
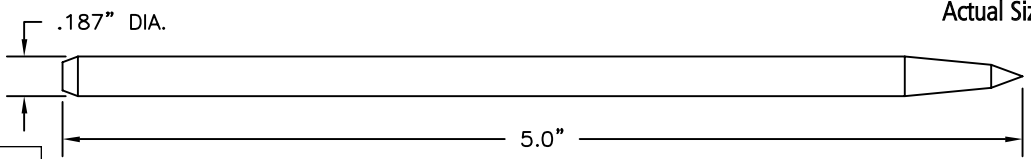
Colors: Available in red and black.
See Part No. 81-1 for hook dimensions



HARNES BOARD

E-Z-HOOK HARNESS BOARD NAILS

Harness board nails are made from tool steel, heat treated and are copper, nickel & tin plated. Tapered point is slightly dulled. Length of point is approximately 3 to 4 times the diameter.

 <p>Actual Size</p> <p>.063" DIA.</p> <p>1.25"</p> <table border="1"> <tr> <th>Part No.</th> <th>Description</th> </tr> <tr> <td>80-1</td> <td>1.25" Harness Board Nail</td> </tr> </table>	Part No.	Description	80-1	1.25" Harness Board Nail	 <p>Actual Size</p> <p>.080" DIA.</p> <p>1.75"</p> <table border="1"> <tr> <th>Part No.</th> <th>Description</th> </tr> <tr> <td>80-7</td> <td>1.75" Harness Board Nail</td> </tr> </table>	Part No.	Description	80-7	1.75" Harness Board Nail
Part No.	Description								
80-1	1.25" Harness Board Nail								
Part No.	Description								
80-7	1.75" Harness Board Nail								
 <p>Actual Size</p> <p>.125" DIA.</p> <p>2.0"</p> <table border="1"> <tr> <th>Part No.</th> <th>Description</th> </tr> <tr> <td>80-11</td> <td>2" Harness Board Nail</td> </tr> </table>	Part No.	Description	80-11	2" Harness Board Nail	 <p>Actual Size</p> <p>.125" DIA.</p> <p>3.0"</p> <table border="1"> <tr> <th>Part No.</th> <th>Description</th> </tr> <tr> <td>80-16</td> <td>3" Harness Board Nail</td> </tr> </table>	Part No.	Description	80-16	3" Harness Board Nail
Part No.	Description								
80-11	2" Harness Board Nail								
Part No.	Description								
80-16	3" Harness Board Nail								
 <p>Actual Size</p> <p>.187" DIA.</p> <p>5.0"</p> <table border="1"> <tr> <th>Part No.</th> <th>Description</th> </tr> <tr> <td>80-25</td> <td>5" Harness Board Nail</td> </tr> </table>		Part No.	Description	80-25	5" Harness Board Nail				
Part No.	Description								
80-25	5" Harness Board Nail								

HARNES BOARD ACCESSORIES

DRIVING TOOL FOR NAILCLIPS



Part No.	Description
T-20	Driving Tool for Nailclips

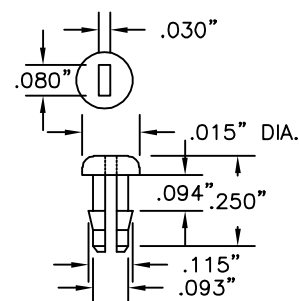
The T-20 assists in nailing in your smaller nailclips without damage. Best for use with E-Z-Nailclip test terminals 81-1, 83-8 and 84-1.

PERF-EZE ADAPTERS

Inserts snap into .093" standard perf board holes, lock into position and permit nailclips to be pressed securely into the perf board.

Construction: Molded of natural colored nylon. Clips and inserts are removable and reusable, allowing freedom of movement from hole to hole, and rotation in any direction.

Part No.	Description
PE-93	Bag of 100 Perf-eze Adapters

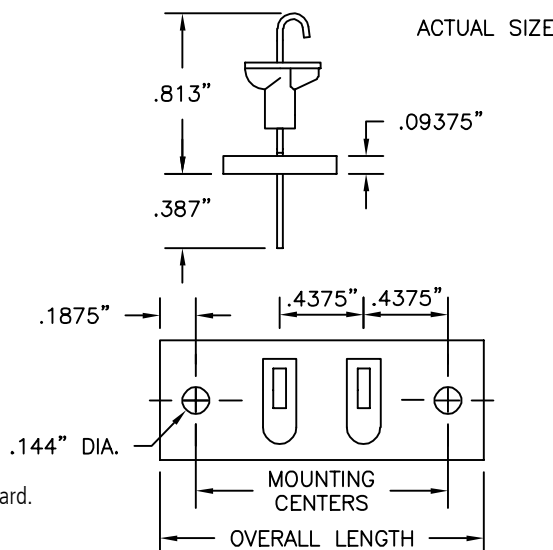


2X ACTUAL SIZE

QUICK DISCONNECT TERMINAL BOARDS

Part No.	TERMINALS	MOUNTING CENTERS	
		INCHES	METRIC
8161	1	.875"	2.22cm
8162	2	1.3125"	3.33cm
8163	3	1.750"	4.44cm
8164	4	2.1875"	5.55cm
8165	5	2.626"	6.67cm
8166	6	3.0625"	7.78cm
8167	7	3.50"	8.89cm
8168	8	3.9375"	10.0cm
8169	9	4.375"	11.11cm
8170	10	4.8125"	12.22cm

Terminal number indicates the quantity of 81-1 red Nailclips included with the board.
Note: Add .375" (9.525mm) for overall length of board.



HARNESS BOARD ACCESSORIES

BREADBOARDING KITS

Part No.	Description
8124	Kit of 24 Part No. 81-1 Standard Nailclips
8324	Kit of 24 Part No. 83-8 Nailclips for Multiple Wires
8424	Kit of 24 Part No. 84-1 High Temperature Nailclips

Each kit contains: 24 Nailclips (select nailclip model), 24 PE-93 Perf-eze adapters, 1 perf board -- 4.8" (121.9mm) x 8.5" (215.9mm), Thickness -- .09315" (2.38mm), Grid -- .265" (6.75mm), Rubber feet and instruction folder.
Nailclip Colors: 4 black, 4 red, 2 each of the remaining 8 colors.



E-Z-NAILCLIP KITS

NAILCLIP KITS OF 50 TEST TERMINALS

Kit contains: 50 red nailclips and T-20 driving tool

Part No.	Description
8150T	Kit of 50 Red Part No. 81-1 Standard Nailclips
8350T	Kit of 50 Red Part No. 83-8 Nailclips for Multiple Wires
8450T	Kit of 50 Part No. 84-1 High Temperature Nailclips

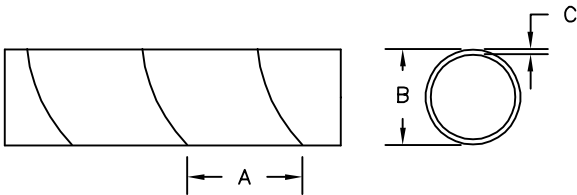


NAILCLIP KITS OF 50 TEST TERMINALS AND 50 PERF-EZE ADAPTERS


Kit contains: 50 red nailclips and 50 PE-93 Perf-eze adapters for use with standard .093" (2.36mm) perf board (board not furnished).

Part No.	Description
8150PE	Kit of 50 Red Part No. 81-1 Standard Nailclips, 50 PE-93 Perf-eze Adapters
8350PE	Kit of 50 Red Part No. 83-8 Nailclips for Multiple Wires, 50 PE-93 Perf-eze Adapters
8450PE	Kit of 50 Part No. 84-1 High Temperature Nailclips, 50 PE-93 Perf-eze Adapters

SPIRAL-EZ HARNESS WRAP



Part No. —Length	Material	A	B	C	Max Bundle
SE250P—100, 500	Polyethylene	.375"	.250"	.040"	2"
SE500P—100, 250	Polyethylene	.562"	.500"	.058"	4"
SE750P—50, 100	Polyethylene	.750"	.750"	.065"	6"
SE250N—100, 500	Nat. Nylon	.375"	.250"	.030"	2"
SE500N—100, 250	Nat. Nylon	.562"	.500"	.030"	4"
SE750N—50, 100	Nat. Nylon	.750"	.750"	.040"	6"



E-Z-Hook is the best choice for quick connect, easy to use harness board solutions



HARNESS BOARD

WIRE AND CABLE

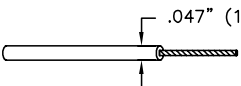
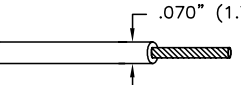
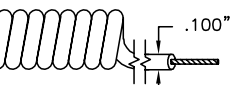
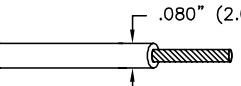

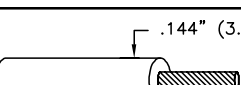
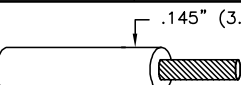
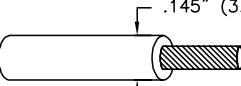
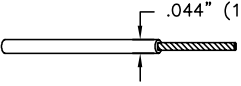
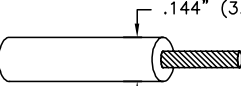
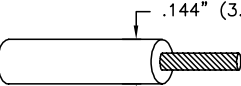
E-Z-Hook flexible test lead wire is made with high stranding to meet our strict quality specifications. Our large assortment of various gauges and insulation options provides a solution for every testing need. Please contact our factory for specific requirements.

Spools: Wire can be purchased in spools of 100, 500 and 1,000 feet.

Colors: Black, brown, red, orange, yellow, green, blue, violet, gray and white.

Insulation: Available in PVC, Teflon, silicone, and rubber insulation.

Ordering Information: Please specify information as follows: part number-spool length-color (ex. 9501-100-Red).

Insulation Type	Part Number	Spool Length	AWG (Stranding)	Insulation Thickness	W.V.D.C.	Nominal O.D.	Temp.
PVC INSULATED							
	9501 [701 Series]	100, 500, and 1,000 feet	28AWG 19x40 Tinned Copper	.015" (.39mm)	600	.047" (1.19mm)	+105°C
	9504 [200 Series]	100, 500, and 1,000 feet	22AWG 65x40 Tinned Copper	.018" (.457mm)	1000 (300UL)	.070" (1.78mm)	+105°C (60°C UL)
	9704 [200C Series]	* Coil-Lgth 7" Extends to 48"	22AWG 26x36 Tinned Copper	.035" (.89mm)	1000	.100" (2.54mm)	+105°C
	9505 [500 Series] Red & Black only	100, 500, and 1,000 feet	20AWG 105x40 Tinned Copper	.020" (.508mm)	1000	.080" (2.03mm)	+105°C
	9706 [600C Series]	* Coil-Lgth 10" Extends to 60"	20AWG 42x36 Tinned Copper	.040" (1.02mm)	5000	.144" (3.6mm)	+105°C
	9506 [600 Series]	100, 500, and 1,000 feet	18AWG 65x36 Tinned Copper	.045" (1.14mm)	5000	.144" (3.6mm)	+105°C
	9509 [900 Series] Red & Black only	100, 500, and 1,000 feet	16AWG 105x36 Tinned Copper	.040" (1.02mm)	1000	.145" (3.7mm)	+105°C
	9510 [1000 Series] Red & Black only	100, 500, and 1,000 feet	14AWG 105x34 Tinned Copper	.035" (.89mm)	1000	.145" (3.7mm)	+105°C
TEFLON INSULATED							
	9527 [300 Series]	100, 500, and 1,000 feet	24AWG 19x36 Silvered Copper	.010" (.254mm)	600	.044" (1.12mm)	+200°C
SILICONE INSULATED							
	9508 [400 Series] Red & Black only	100, 500, and 1,000 feet	18AWG 65x36 Tinned Copper	.045" (1.14mm)	5000	.144" (3.6mm)	+150°C
RUBBER INSULATED							
	9507 [800 Series] Red & Black only	100, 500, and 1,000 feet	18AWG 65x36 Tinned Copper	.045" (1.14mm)	5000	.144" (3.6mm)	+90°C

*Coil cord not available in spools.

WIRE AND CABLE

Our extensive line of coaxial cables accommodates the testing needs of our clients. E-Z-Hook offers coaxial test cable in various gauges, types and RG styles. Insulation is polyethylene, thermoplastic or teflon depending upon cable type. Please see our cable assemblies for factory constructed leads using the below cables.

Spools: Cable can be purchased in spools of 100, 500, and 1,000 feet.

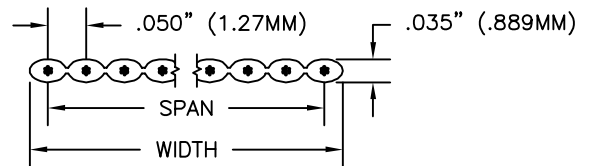
Ordering Information: Please specify information as follows: part numbe. - spool length - color (ex. 9661-100-Red)

Part Number	Configuration & RG Number	Nominal Stranding	Nominal O.D.	Nominal Impedance	Capacitance	Color
POLYETHYLENE INSULATED						
9661 [6101 Series]	RG214/U	13 AWG 7x.0296	.425" (10.80mm)	50 Ohms	30.8pF/ft	Black
9660 [6100 Series]	RG213/U	13 AWG 7x21	.405" (10.29mm)	50 Ohms	30.8pF/ft	Black
9640 [4000 Series]	RG174/U	26 AWG 7x34	.100" (2.54mm)	50 Ohms	30.8pF/ft	Black
9662 [6200 Series]	RG62B/U	24 AWG 7x32	.242" (6.15mm)	93 Ohms	13.5pF/ft	Black
9675 [7501 Series]	RG59/U	22 AWG 7x30	.242" (6.15mm)	75 Ohms	17.3pF/ft	Black
9610 [1000 Series]	RG58C/U	20 AWG 19x.0071	.195" (4.95mm)	50 Ohms	30.8pF/ft	Black
9620 [2000 Series]	MIC	25 AWG 7x33	.200" (5.08mm)	57 Ohms	25pF/ft	Gray
9621 [2100 Series]	1 Pair MIC	18 AWG 6x30	.222" (5.64mm)	Between Conductors Shield & Conductor	27pF/ft 49pF/ft	Gray
9622 [2200 Series]	1 Pair MIC	22 AWG 7x30	.180" (4.57mm)	Between Conductors Shield & Conductor	24pF/ft 47pF/ft	Gray
9650 [5000 Series]	2 Twisted Pair MIC	24 AWG 42x40	.245" (6.22mm)	Between Conductors Shield & Conductor	39pF/ft 57pF/ft	Black
9670 [7000 Series]	Double Shielded Video	20 AWG Solid	.304" (7.72mm)	75 Ohms	21pF/ft	Black
TEFLON INSULATED						
9641 [4100 Series]	RG315/U	26 AWG 7x.0067	.098" (2.49mm)	50 Ohms	29.0pF/ft	Brown
9611 [1100 Series]	RG142B/U	18 AWG Solid	.195" (4.95mm)	50 Ohms	29.0pF/ft	Brown
THERMOPLASTIC INSULATED						
9630 [3000 Series]	Twisted Pair	20 AWG 10x30	.190" (4.86mm)			Gray

RIBBON CABLE

2X ACTUAL SIZE

.050" Pitch extruded gray ribbon cable designed for general purpose electronic interconnect applications. The cable provides reliable mass-termination to standard .100" contact IDC connectors. Breakouts can be made easily with the tear feature design. Insulation material consists of gray PVC, with a red polarity strip for proper circuit alignment.



Description	Part Number	AWG (Stranding)	Insulation Thickness	Number of Conductors	Width	Span	Temp.
14 Conductor Ribbon Cable Laminated PVC Insulation	9601-14	28AWG 7X36 Tinned Copper	.010" (.254mm)	14	.700" (17.78mm)	.650" (16.51mm)	+105°C
16 Conductor Ribbon Cable Laminated PVC Insulation	9601-16	28AWG 7X36 Tinned Copper	.010" (.254mm)	16	.800" (20.32mm)	.750" (19.05mm)	+105°C
20 Conductor Ribbon Cable Laminated PVC Insulation	9601-20	28AWG 7X36 Tinned Copper	.010" (.254mm)	20	1.00" (25.40mm)	.950" (24.13mm)	+105°C
40 Conductor Ribbon Cable Laminated PVC Insulation	9601-40	28AWG 7X36 Tinned Copper	.010" (.254mm)	40	2.00" (50.80mm)	1.95" (49.53mm)	+105°C

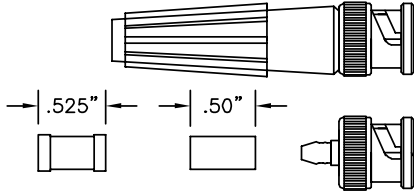
BNC PLUGS, RECEPTACLES AND ADAPTERS

BASIC INFORMATION

Male & Female Connectors: Brass body and fittings. Teflon insulators. Silver or gold-plated brass contact. Bright tarnish resistant metal alloy finish. Crimp on assembly.

Strain Relief Boot: Molded rubber, 1.75" (44.5mm) long.

BNC MALE CONNECTOR FOR RG58C/U CABLE

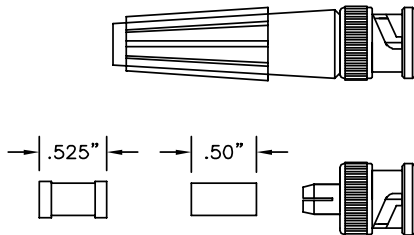


Part No.	Description
8901	Standard BNC Male Only
8901B	Standard BNC Male with Strain Relief Boot
8901W	Weatherproof BNC Male Only
8901WB	Weatherproof BNC Male with Strain Relief Boot

BNC MALE CONNECTOR FOR MIC CABLE

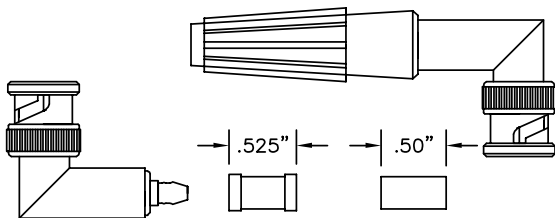
Part No.	Description
8914	Standard BNC Male Only
8914B	Standard BNC Male with Strain Relief Boot
8914W	Weatherproof BNC Male Only
8914WB	Weatherproof BNC Male with Strain Relief Boot

BNC MALE CONNECTOR FOR RG59/U AND RG62B/U CABLE



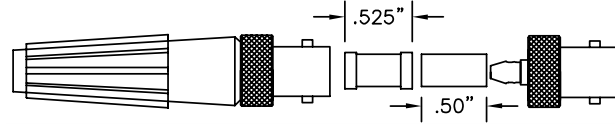
Part No.	Description
8903	Standard BNC Male Only
8903B	Standard BNC Male with Strain Relief Boot
8903W	Weatherproof BNC Male Only
8903WB	Weatherproof BNC Male with Strain Relief Boot

RIGHT ANGLE BNC MALE CONNECTOR FOR RG58C/U CABLE



Part No.	Description
8907	Right Angle BNC Male Only
8907B	Right Angle BNC Male with Strain Relief Boot
8907W	Weatherproof Right Angle BNC Male Only
8907WB	Weatherproof Right Angle BNC Male with Strain Relief Boot

BNC FEMALE CONNECTOR FOR RG58C/U CABLE

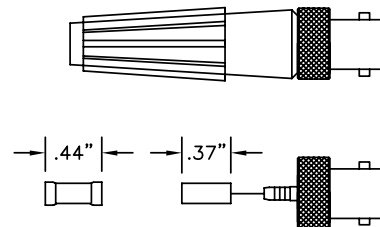


Part No.	Description
8902	Standard BNC Female Only
8902B	Standard BNC Female with Strain Relief Boot
8902W	Weatherproof BNC Female Only
8902WB	Weatherproof BNC Female with Strain Relief Boot

BNC FEMALE CONNECTOR FOR RG59/U CABLE

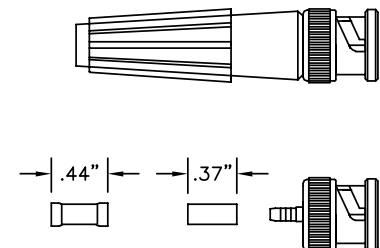
Part No.	Description
8913	Standard BNC Female Only
8913B	Standard BNC Female with Strain Relief Boot
8913W	Weatherproof BNC Female Only
8913WB	Weatherproof BNC Female with Strain Relief Boot

BNC FEMALE CONNECTOR FOR RG174/U CABLE



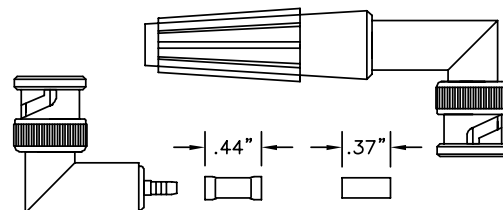
Part No.	Description
8906	Standard BNC Female Only
8906B	Standard BNC Female with Strain Relief Boot
8906W	Weatherproof BNC Female Only
8906WB	Weatherproof BNC Female with Strain Relief Boot

BNC MALE CONNECTOR FOR RG174/U CABLE



Part No.	Description
8905	Standard BNC Male Only
8905B	Standard BNC Male with Strain Relief Boot
8905W	Weatherproof BNC Male Only
8905WB	Weatherproof BNC Male with Strain Relief Boot

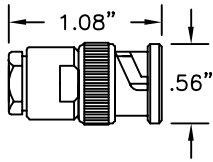
RIGHT ANGLE BNC MALE CONNECTOR FOR RG174/U CABLE



Part No.	Description
8908	Right Angle BNC Male Only
8908B	Right Angle BNC Male with Strain Relief Boot
8908W	Weatherproof Right Angle BNC Male Only
8908WB	Weatherproof Right Angle BNC Male with Strain Relief Boot

BNC PLUGS, RECEPTACLES AND ADAPTERS

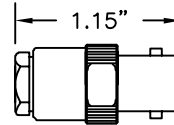
BNC MALE CONNECTOR



MATERIALS	
HOUSING AND FITTINGS.....	BRASS
INSULATOR.....	TEFLON
CENTER CONTACT.....	BRASS
OUTER CONTACT.....	BERYLLIUM COPPER
GASKET AND SEALS.....	SILICONE RUBBER
FINISH	
HOUSING AND FITTINGS.....	TRI METAL TARNISH RESISTANT PLATING
CONTACT.....	SILVER PLATE
ELECTRICAL	
NOMINAL IMP.....	50 OHMS
FREQ. RANGE.....	DC to 11 GHz
VOLTAGE RATING.....	1000 VRMS

Part No.	FITS TYPES OF CABLE IN RG/U SERIES
8920	55, 55A, 58, 58A, 58C, 141, 141A, 142, 142A, 142B and 223
8926	59, 59A, 59B, 62, 62A, 62B, 62C, 71, 71A, 71B and 210
8928	174, 179A, 179B, 187, 187A, 188, 188A and 316

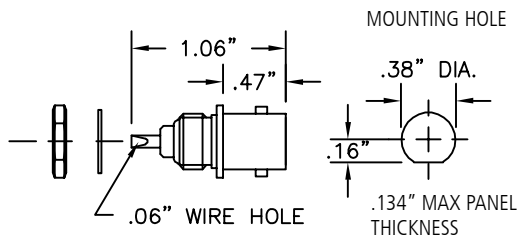
BNC FEMALE CONNECTOR



MATERIALS	
FITTINGS.....	BRASS
INSULATOR.....	TEFLON
CENTER CONTACT.....	BERYLLIUM COPPER
GASKET AND SEALS.....	SILICONE RUBBER
FINISH	
FITTINGS.....	TRI METAL TARNISH RESISTANT PLATING
CONTACT.....	SILVER PLATED
ELECTRICAL	
NOMINAL IMP.....	50 OHMS
FREQ. RANGE.....	DC to 11 GHz
VOLTAGE RATING.....	1000 VRMS

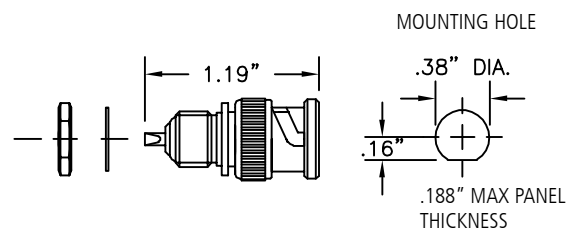
Part No.	FITS TYPES OF CABLE IN RG/U SERIES
8925	55, 55A, 58, 58A, 58C, 141, 141A, 142, 142A, 142B and 223
8927	59, 59A, 59B, 62, 62A, 62B, 62C, 71, 71A, 71B and 210

BNC FEMALE BULKHEAD RECEPTACLE



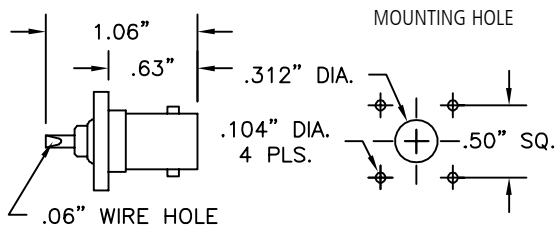
Part No.	Description
9230	BNC Female Panel Receptacle

BNC MALE BULKHEAD RECEPTACLE



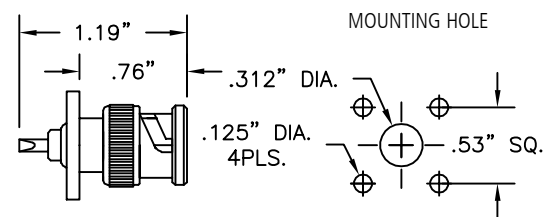
Part No.	Description
9267	BNC Male Panel Receptacle

BNC FEMALE PANEL RECEPTACLE 4 HOLE PANEL MOUNT or PRINTED CIRCUIT MOUNT



Part No.	Description
9233	BNC Female Panel Receptacle, 4 Hole Plate Mount
9233PC	BNC Female Receptacle, Printed Circuit Mount

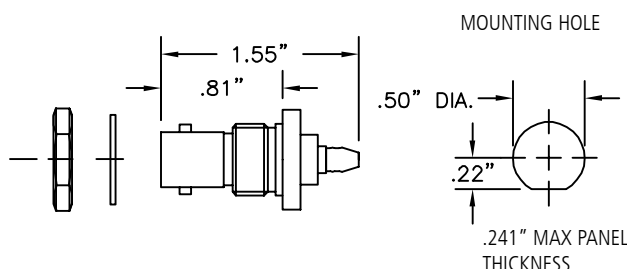
BNC MALE PANEL RECEPTACLE 4 HOLE PLATE MOUNT



Part No.	Description
9234	BNC Male Panel Receptacle, 4 Hole Plate Mount

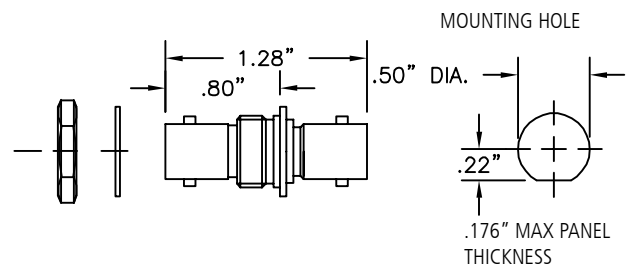
BNC FEMALE BULKHEAD SOCKET CRIMP CONSTRUCTION

Connector fits cables in RG/U series 58, 58A, 58C, 141 141A.



Part No.	Description
9231	BNC Female Bulkhead Socket

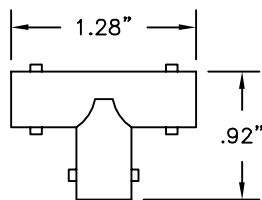
BNC FEMALE TO BNC FEMALE ISOLATED GROUND BULKHEAD FEED-THROUGH



Part No.	Description
9257	BNC Female Isolated Ground Bulkhead Feed-Through Receptacle

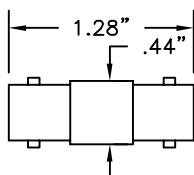
BNC PLUGS, RECEPTACLES AND ADAPTERS

BNC T-ADAPTER - 3 FEMALE CONNECTORS



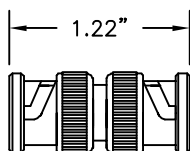
Part No.	Description
9237	BNC T-Adapter - 3 Female Connectors

BNC FEMALE TO BNC FEMALE ADAPTER



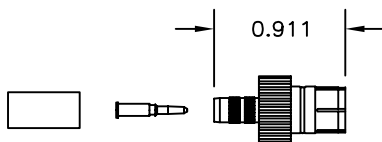
Part No.	Description
9220	BNC Female to BNC Female Adapter

BNC MALE TO BNC MALE ADAPTER



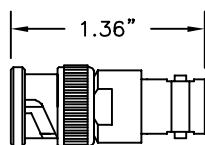
Part No.	Description
9224	BNC Male to BNC Male Adapter

BNC QUICK DISCONNECT FOR RG58 C/U CABLE



Part No.	Description
8916	BNC Quick Disconnect

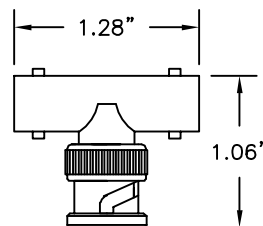
BNC MALE TO BNC FEMALE FEED-THRU TERMINATORS



VSWR < 1.1 (DC to 250 MHz)
< 1.2 (DC to 500 MHz)

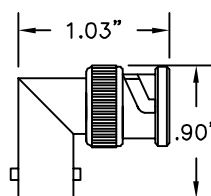
Part No.	Resistance
TE-50	50+/-1 Ohm, 2 watt

BNC T-ADAPTER - FEMALE, MALE, FEMALE



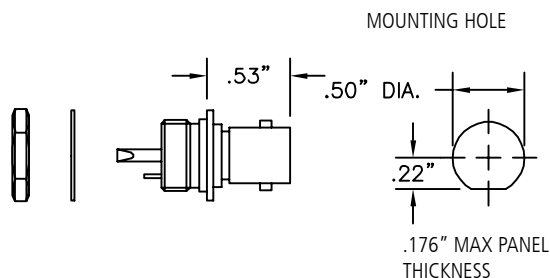
Part No.	Description
9238	BNC T-Adapter - Female, Male, Female

RIGHT ANGLE BNC FEMALE TO BNC MALE ADAPTER



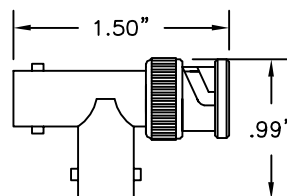
Part No.	Description
9239	Right Angle BNC Female to BNC Male Adapter

BNC FEMALE ISOLATED GROUND BULKHEAD RECEPTACLE



Part No.	Description
9232	BNC Female Isolated Ground Bulkhead Receptacle

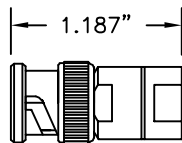
BNC T-ADAPTER - MALE, FEMALE, FEMALE



Part No.	Description
9349	BNC T-Adapter - Male, Female, Female

BNC PLUGS, RECEPTACLES AND ADAPTERS

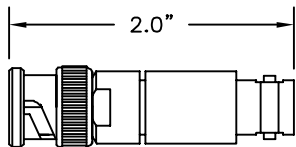
MALE BNC TERMINATOR



Part No.	Resistance
TE-75	75 Ohm, 1/2 watt 1%

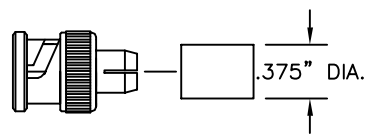
50 OHM, 2 WATT ATTENUATORS WITH T-PAD NETWORK.

MALE BNC TO FEMALE BNC



Part No.	Attenuation	Frequency Range
AT-3	3db	$\pm .4$ db to 1 GHz VSWR 1.1 to 1 GHz
AT-6	6db	$\pm .75$ db to 6 GHz VSWR 1.45 to 6 GHz
AT-10	10db	$\pm .45$ db to 2 GHz VSWR 1.2 to 2 GHz
AT-14	14db	± 1.0 db to 8 GHz VSWR 1.65 to 8 GHz
AT-20	20db	$\pm .65$ db to 4 GHz VSWR 1.35 to 4 GHz

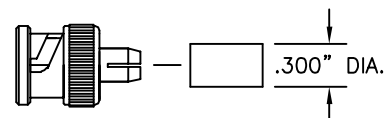
BNC CONNECTOR FOR 75 ohm DOUBLE SHIELDED VIDEO CABLE



Part No.	Description
8909	Male BNC Connector

BNC Connector for 75 OHM double shielded video cable connector used on 7000 series cable.

BNC CONNECTOR FOR RG59 SINGLE SHIELDED VIDEO CABLE



Part No.	Description
8910	Male BNC Connector

BNC Connector for RG59 single shielded video cable connector used on 7501 series cable.

SMA PLUGS AND ADAPTERS

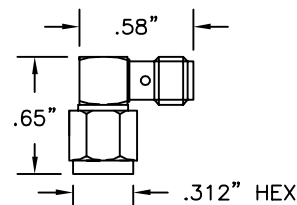
BASIC INFORMATION

Construction:

Male Connectors: Beryllium copper body and fittings. Teflon insulators. Brass contact. Hard gold-plated finish. Crimp-on assembly.

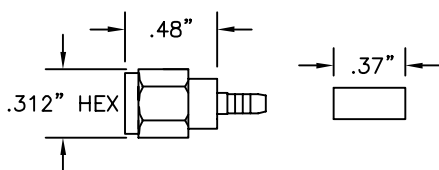
Female Connectors: Beryllium copper body and fittings. Teflon insulators. Beryllium copper contact. Hard gold-plated finish. Crimp-on assembly.

RIGHT ANGLE SMA FEMALE TO SMA MALE ADAPTER



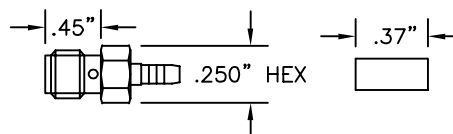
Part No.	Description
9247	Right Angle SMA Female to SMA Male Adapter

SMA MALE CONNECTOR FOR RG174/U CABLE



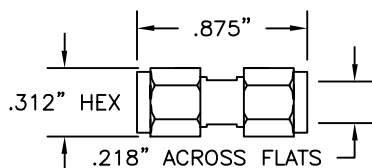
Part No.	Description
8921	SMA Male Connector
8929	SMA Male Connector, Stainless Steel

SMA FEMALE CONNECTOR FOR RG174/U CABLE



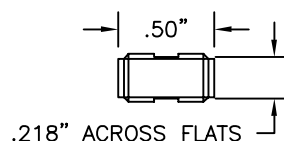
Part No.	Description
8922	SMA Female Connector

SMA MALE TO SMA MALE ADAPTER



Part No.	Description
9245	SMA Male to SMA Male Adapter

SMA FEMALE TO SMA FEMALE ADAPTER



Part No.	Description
9246	SMA Female to SMA Female Adapter

"N" SERIES CONNECTORS

"N" SERIES MALE CONNECTOR

THIS CONNECTOR FITS CABLE TYPES IN RG/U 55, 55A, 53, 58A, 58C, 141, 141A, 142, 142A, 142B, 223, 303 and 400.

MATERIALS

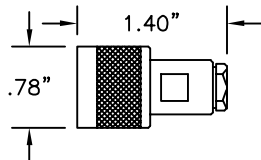
HOUSING & FITTINGS.....BRASS
INSULATOR.....TEFLON
CENTER CONTACT.....BRASS
OUTER CONTACT.....BERYLLIUM COPPER
GASKET AND SEALS.....SILICONE RUBBER

FINISH

HOUSING & FITTINGS.....TRI METAL TARNISH
RESISTANT PLATING
CONTACTS.....SILVER PLATE

NOMINAL IMP.....50 OHMS
FREQ. RANGE.....DC to 11 GHz
VOLTAGE RATING.....1000 VRMS

Part No. **8918**



"N" SERIES MALE CONNECTOR

THIS CONNECTOR FITS CABLE TYPE IN RG/U SERIES 8, 8A, 9, 9A, 9B, 11, 11A, 13A, 213, 214, 216 AND 225.

MATERIALS

HOUSING & FITTINGS.....BRASS
INSULATOR.....TEFLON
CENTER CONTACT.....BRASS
OUTER CONTACT.....BERYLLIUM COPPER
GASKET AND SEALS.....SILICONE RUBBER

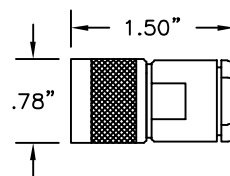
FINISH

FITTINGS.....TRI METAL TARNISH
RESISTANT PLATING

ELECTRICAL

NOMINAL IMP.....50 OHMS
FREQ. RANGE.....DC to 11 GHz
VOLTAGE RATING.....1000 VRMS

Part No. **8923**



"N" SERIES FEMALE CONNECTOR

THIS CONNECTOR FITS CABLE TYPE IN RG/U SERIES B, 8A, 9, 9A, 9B, 11, 11A, 13A, 213, 214, 216 AND 225.

MATERIALS

HOUSING AND FITTINGS.....BRASS
INSULATOR.....TEFLON
CENTER CONTACT.....BERYLLIUM COPPER
GASKET AND SEALS.....SILICONE RUBBER

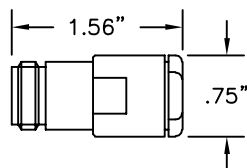
FINISH

FITTINGS.....TRI METAL TARNISH
CONTACT.....SILVER PLATED

ELECTRICAL

NOMINAL IMP.....50 OHMS
FREQ. RANGE.....DC to 11 GHz
VOLTAGE RATING.....1000 VRMS

Part No. **8924**



"N" SERIES PANEL RECEPTACLE, FEMALE

MATERIALS

HOUSING AND FITTINGS.....BRASS
INSULATOR.....TEFLON
CENTER CONTACT.....BERYLLIUM COPPER

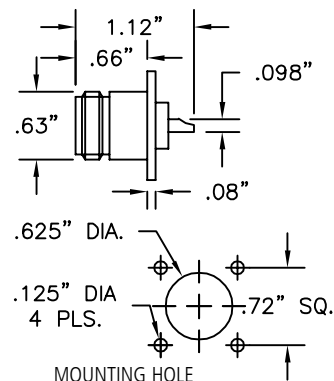
FINISH

HOUSING AND FITTINGS.....TRI METAL TARNISH
RESISTANT PLATING
CONTACT.....SILVER PLATED

ELECTRICAL

NOMINAL IMP.....50 OHMS
FREQ. RANGE.....DC to 11 GHz
VOLTAGE RATING.....1000 VRMS

Part No. **9311**



"N" SERIES BULKHEAD RECEPTACLE, FEMALE

MATERIALS

HOUSING AND FITTINGS.....BRASS
INSULATOR.....TEFLON
CENTER CONTACT.....BERYLLIUM COPPER

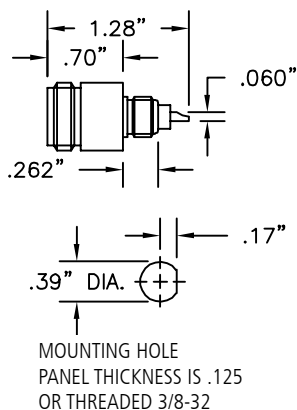
FINISH

HOUSING AND FITTINGS.....TRI METAL TARNISH
CONTACT.....SILVER PLATED

ELECTRICAL

NOMINAL IMP.....50 OHMS
FREQ. RANGE.....DC to 11 GHz
VOLTAGE RATING.....1000 VRMS

Part No. **9312**



"N" SERIES ADAPTER MALE to MALE

MATERIALS

HOUSING AND FITTINGS.....BRASS
INSULATOR.....TEFLON
CENTER CONTACT.....BRASS
OUTER CONTACT.....BERYLLIUM COPPER

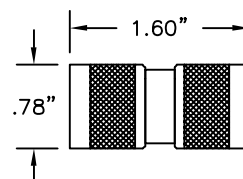
FINISH

FITTINGS.....TRI METAL TARNISH
RESISTANT PLATING
CONTACTS.....SILVER PLATE

ELECTRICAL

NOMINAL IMP.....50 OHMS
FREQ. RANGE.....DC to 11 GHz
VOLTAGE RATING.....1000 VRMS

Part No. **9328**



"N" SERIES ADAPTER FEMALE TO FEMALE

MATERIALS

HOUSING AND FITTINGS.....BRASS
INSULATOR.....TEFLON
CENTER CONTACT.....BERYLLIUM COPPER

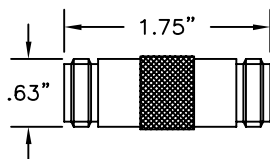
FINISH

FITTINGS.....TRI METAL TARNISH
RESISTANT PLATING
CONTACTS.....SILVER PLATED

ELECTRICAL

FREQ. RANGE.....DC to 11 GHz
VOLTAGE RATING.....1000 VRMS

Part No. **9313**



"N" SERIES T-ADAPTER, THREE FEMALES

MATERIALS

HOUSING AND FITTINGS.....BRASS
INSULATOR.....TEFLON
CENTER CONTACT.....BERYLLIUM COPPER

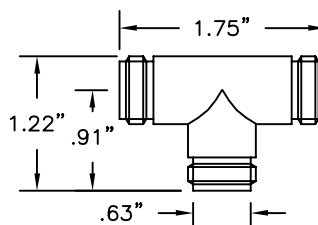
FINISH

FITTINGS.....TRI METAL TARNISH
RESISTANT PLATING
CONTACT.....SILVER PLATED

ELECTRICAL

NOMINAL IMP.....50 OHMS
FREQ. RANGE.....DC to 11 GHz
VOLTAGE RATING.....1000 VRMS

Part No. **9314**



UHF PLUGS, RECEPTACLES AND ADAPTERS

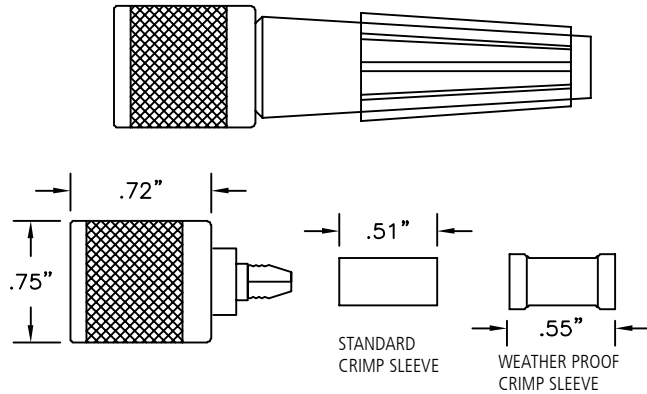
BASIC INFORMATION

Construction:

Male & Female Connectors: Brass body and fittings. Polystyrene insulators. Silver-plated brass contact. Bright tarnish resistant metal alloy finish. Crimp-on assembly.

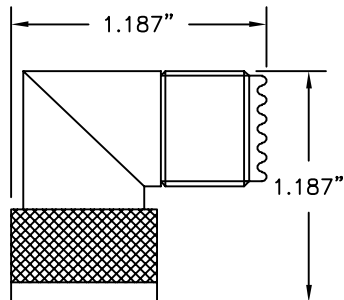
Strain Relief Boot: Molded rubber, 1.75" (44.5mm) long.

UHF MALE CONNECTOR FOR RG58C/U CABLE



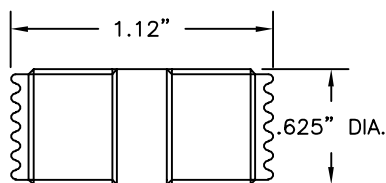
Part No.	Description
8911	Standard UHF Male Only
8911B	Standard UHF Male with Strain Relief Boot
8911W	Weatherproof UHF Male Only
8911WB	Weatherproof UHF Male with Strain Relief Boot

RIGHT ANGLE UHF FEMALE TO UHF MALE ADAPTER



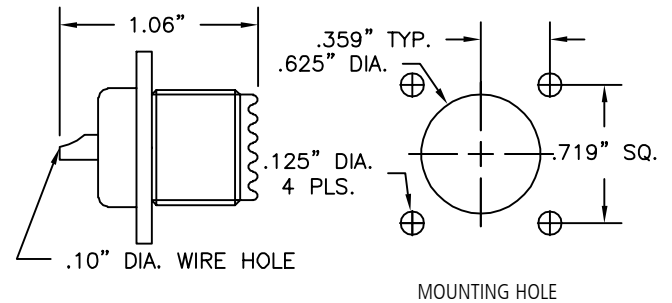
Part No.	Description
9243	Right Angle UHF Female to UHF Male Adapter

UHF FEMALE TO UHF FEMALE ADAPTER



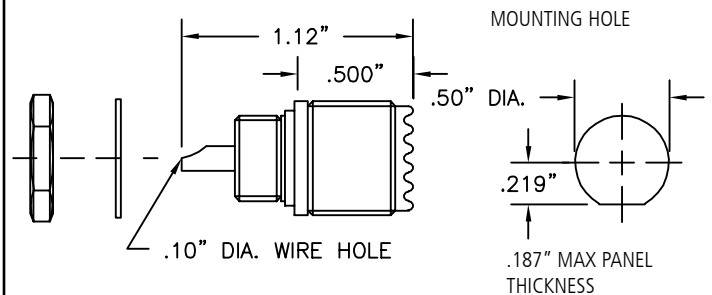
Part No.	Description
9249	UHF Female to UHF Female Adapter

UHF FEMALE PANEL RECEPTACLE 4 HOLE PLATE MOUNT SILVER FINISH S0-239



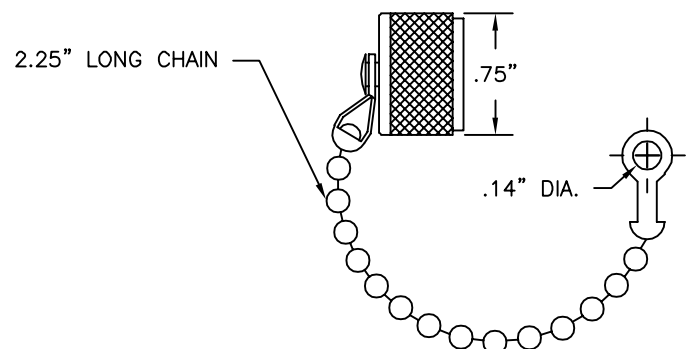
Part No.	Description
9241	UHF Female Panel Receptacle, 4 Hole Plate Mount

UHF FEMALE BULKHEAD RECEPTACLE



Part No.	Description
9240	UHF Female Panel Receptacle

UHF OR TYPE "N" MALE CAP AND CHAIN



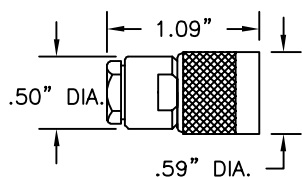
Part No.	Description
9242	UHF Male Cap and Chain

COAXIAL CONNECTORS

TNC CONNECTORS AND ADAPTERS

TNC MALE CONNECTOR

THIS CONNECTOR FITS CABLE TYPES IN RG/U SERIES 55, 55A, 55B, 58, 58A, 58C, 141, 141A, 142, 142A, 142B AND 223.



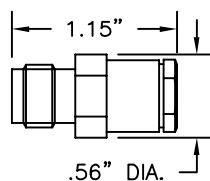
Part No. **8904**

MATERIALS

HOUSING AND FITTINGS.....BRASS
INSULATOR.....TEFLON
CENTER CONTACT.....BRASS
OUTER CONTACT.....BERYLLIUM COPPER
GASKET AND SEALS.....SILICONE RUBBER
FINISH
HOUSING AND FITTINGS.....TRI METAL TARNISH
RESISTANT PLATING
CONTACTS.....SILVER PLATE MATERIALS
ELECTRICAL
NOMINAL IMP.....50 OHMS
FREQ. RANGE.....DC to 11 GHz
VOLTAGE RATING.....500VRMS

TNC FEMALE CONNECTOR

THIS CONNECTOR FITS CABLE TYPES IN RG/U SERIES 55, 55A, 55B, 58, 58A, 58C, 141, 141A, 142, 142A, 142B AND 223.

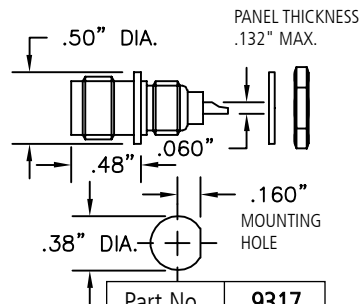


Part No. **8917**

MATERIALS

HOUSING AND FITTINGS.....BRASS
INSULATOR.....TEFLON
CENTER CONTACT.....BRASS
OUTER CONTACT.....BERYLLIUM COPPER
GASKET AND SEALS.....SILICONE RUBBER
FINISH
HOUSING AND FITTINGS.....TRI METAL TARNISH
RESISTANT PLATING
CONTACT.....SILVER PLATED
ELECTRICAL
NOMINAL IMP.....50 OHMS
FREQ. RANGE.....DC to 11 GHz
VOLTAGE RATING.....500 VRMS

TNC FEMALE BULKHEAD RECEPTACLE

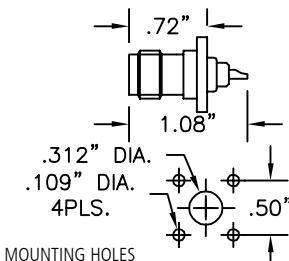


Part No. **9317**

MATERIALS

HOUSING AND FITTINGS.....BRASS
INSULATOR.....TEFLON
CENTER CONTACT.....BERYLLIUM COPPER
FINISH
HOUSING AND FITTINGS.....TRI METAL TARNISH
RESISTANT PLATING
CONTACT.....SILVER PLATED
ELECTRICAL
NOMINAL IMP.....50 OHMS
FREQ. RANGE.....DC to 11 GHz
VOLTAGE RATING.....500VRMS

TNC FEMALE PANEL RECEPTACLE



Part No. **9316**

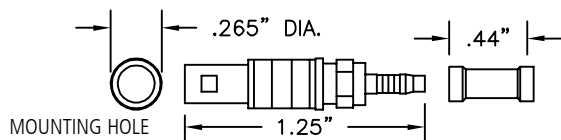
MATERIALS

HOUSING AND FITTINGS.....BRASS
INSULATOR.....TEFLON
CENTER CONTACT.....BERYLLIUM COPPER
FINISH
HOUSING AND FITTINGS.....TRI METAL TARNISH
RESISTANT PLATING
CONTACT.....SILVER PLATED
ELECTRICAL
NOMINAL IMP.....50 OHMS
FREQ. RANGE.....DC to 11 GHz
VOLTAGE RATING.....500 VRMS

LOC PLUGS AND ADAPTERS

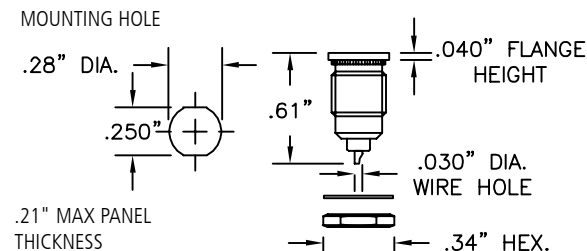
LOC Connectors were developed for maximum connector density. These miniature 50 Ohm coaxial connectors feature positive snap-to-lock engagement design, yet are easily removed by pulling back on the shell to disengage locking teeth. Full crimp type assembly.

LOC MALE CONNECTOR WITH CRIMP SLEEVE



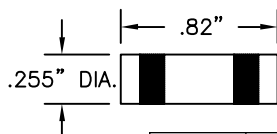
Part No.	Description
8931	LOC Male Plug for RG174U Cable

LOC FEMALE THREADED PANEL RECEPTACLE



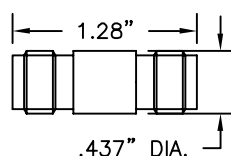
Part No.	Description
8933	LOC Female Threaded Panel Receptacle

LOC FEMALE TO LOC FEMALE ADAPTER



Part No.	Description
8936	LOC Female to LOC Female Adapter

TNC FEMALE TO TNC FEMALE ADAPTER



Part No. **9318**

MATERIALS

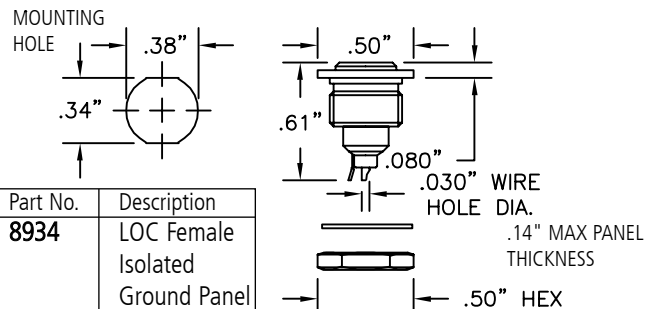
HOUSING AND FITTINGS.....BRASS
INSULATOR.....TEFLON
CENTER CONTACT.....BERYLLIUM COPPER
FINISH
HOUSING AND FITTINGS.....TRI METAL TARNISH
RESISTANT PLATING
CONTACT.....SILVER PLATED
ELECTRICAL
NOMINAL IMP.....50 OHMS
FREQ. RANGE.....DC to 11 GHz
VOLTAGE RATING.....VRM

LOC FEMALE CONNECTOR WITH WEATHER PROOF CRIMP SLEEVE



Part No.	Description
8932	LOC Female Plug for RG174U Cable

LOC FEMALE ISOLATED GROUND PANEL RECEPTACLE



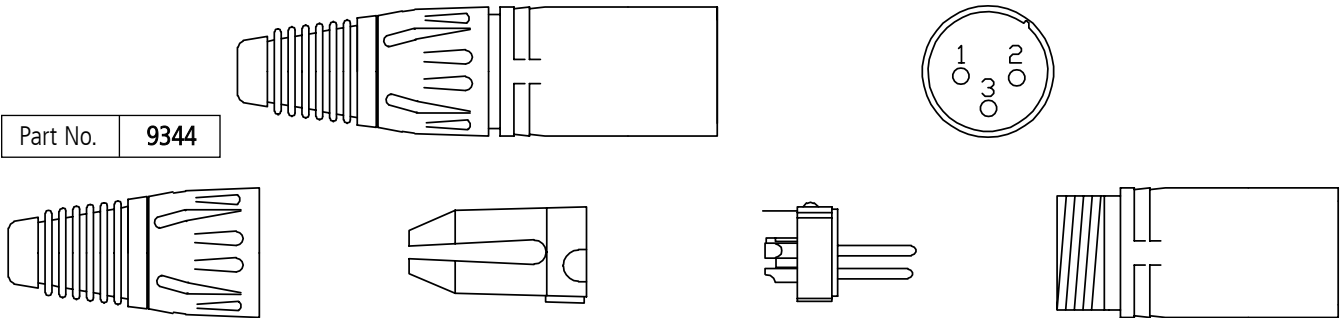
Part No.	Description
8934	LOC Female Isolated Ground Panel Receptacle

XLR MALE & FEMALE AUDIO CABLE CONNECTORS

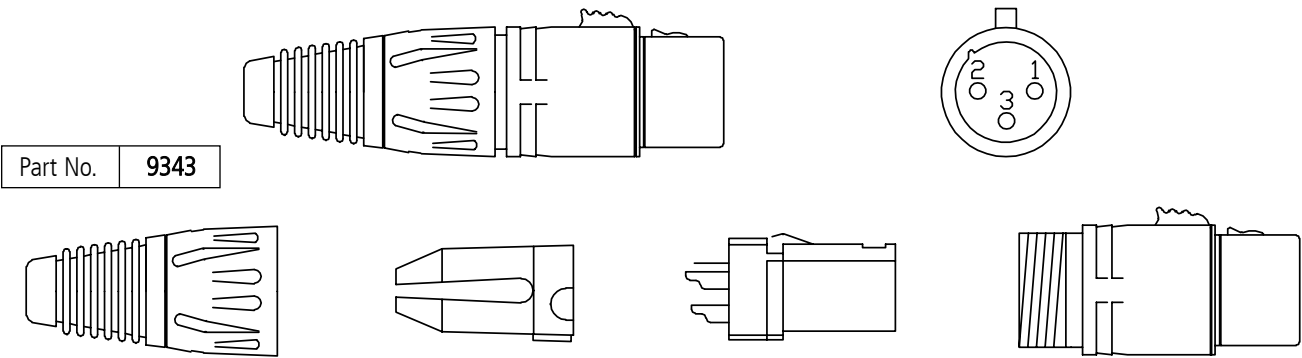
XLR CONNECTOR SYSTEM GENERAL SPECIFICATIONS

MECHANICAL		ELECTRICAL	
RETENTION METHOD.....	SNAP LOCK	CURRENT RATING.....	
WIRING.....	SOLDERING	PER CONTACT.....	16 AMPS
CABLE RETENTION.....	COLLET TYPE	MAX WIRE SIZE.....	16 AWG
HOUSING & FINISH.....	DIE CAST BLACK	CABLE O.D.....	.150" DIA. MIN
CONTACT INSERT.....	MOLDED NYLON		.270" DIA. MAX
CONTACT MALE &.....	CuSn 39', Pb	VOLTAGE RATING.....	250 VAC
FEMALE.....	3, CuSn 8	TEST VOLTAGE.....	1500 VAC
CONTACT PLATING.....	GOLD	CONTACT.....	
OPERATING TEMP.....	-30C TO +80C	RESISTANCE.....	3m OHM

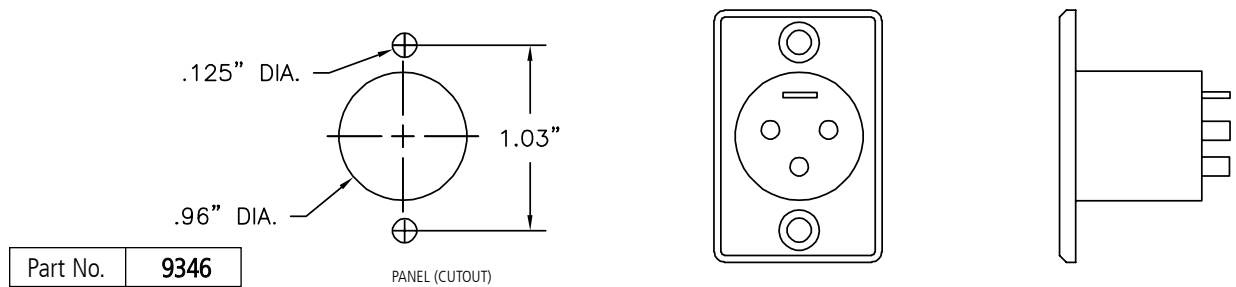
XLR MALE AUDIO CABLE CONNECTOR



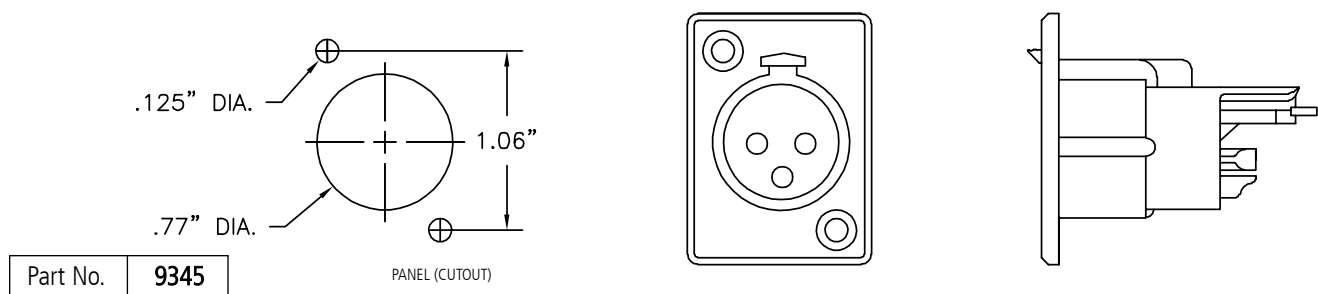
XLR FEMALE AUDIO CABLE CONNECTOR



MALE PANEL MOUNT



FEMALE PANEL MOUNT



ADAPTERS BETWEEN SERIES

BNC FEMALE TO STANDARD BANANA PLUG ADAPTER

SPECIFICATIONS

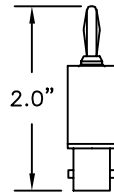
HANDLE: Delrin, black.

BNC: Brass, tarnish resistant finish.

INSULATION: Teflon.

CONTACT: Beryllium copper, silver plated.

BANANA PLUG: Nickel plated brass frame with a nickel silver spring.



Part No.	Description
8013	BNC Female to Standard Banana Plug

BNC FEMALE TO STANDARD .080 (2.03mm) PIN ADAPTER

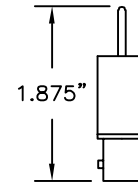
SPECIFICATIONS

HANDLE: Delrin, black.

BNC: Brass, tarnish resistant finish.

CONTACT: Beryllium copper, silver plated.

PIN PLUG: Nickel plated brass.



Part No.	Description
8039	BNC Female to .080" (2.03mm) Pin

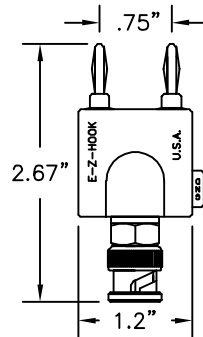
BNC MALE TO STANDARD DOUBLE BANANA PLUG ADAPTER

SPECIFICATIONS

HOUSING: Molded nylon, black.

BANANA PLUGS: Nickel plated brass frame with nickel silver springs, fits standard .166" diameter sockets.

BNC MALE: Brass housing with a tarnish resistant finish, teflon insulation and a silver plated brass center contact.



Part No.	Description
9248	BNC Male to Standard Double Banana Plug

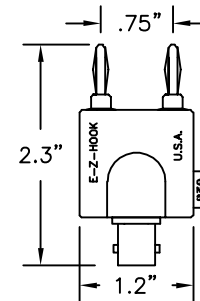
BNC FEMALE TO STANDARD DOUBLE BANANA PLUG ADAPTER

SPECIFICATIONS

HOUSING: Molded nylon, black.

BANANA PLUGS: Nickel plated brass frame with nickel silver springs, fits standard .166" diameter sockets.

BNC FEMALE: Brass housing with a tarnish resistant finish, teflon insulation and a silver plated beryllium copper center contact.



Part No.	Description
9225	BNC Female to Double Banana Plug

TYPE "N" MALE TO STANDARD DOUBLE BANANA PLUG ADAPTER

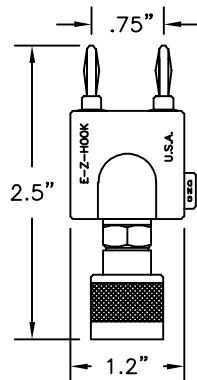
SPECIFICATIONS

HOUSING: Molded nylon, black.

BANANA PLUGS: Nickel plated brass frame with nickel silver springs, fits standard .166" diameter sockets.

TYPE "N" MALE CONNECTOR:

Brass housing with a tarnish resistant finish, teflon insulation and a silver plated brass center contact.



Part No.	Description
9415	Type "N" Male to Standard Double Banana Plug

TYPE "N" FEMALE TO STANDARD DOUBLE BANANA PLUG ADAPTER

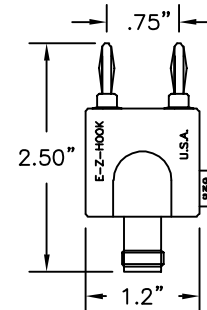
SPECIFICATIONS

HOUSING: Molded nylon, black.

BANANA PLUGS: Nickel plated brass frame with nickel silver springs, fits standard .166" diameter sockets.

TYPE "N" FEMALE CONNECTOR:

Brass housing with a tarnish resistant finish, teflon insulation and a silver plated beryllium copper center contact.



Part No.	Description
9414	Type "N" Female to Standard Double Banana Plug

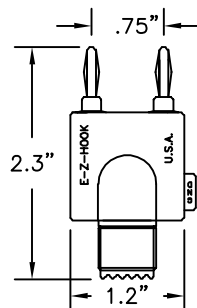
UHF FEMALE TO STANDARD DOUBLE BANANA PLUG ADAPTER

SPECIFICATIONS

HOUSING: Molded nylon, black.

BANANA PLUGS: Nickel plated brass frame with nickel silver springs, fits standard .166" diameter sockets.

UHF FEMALE CONNECTOR: Brass housing with a tarnish resistant finish, teflon insulation and a silver plated beryllium copper center contact.



Part No.	Description
9226	UHF Female to Standard Double Banana Plug

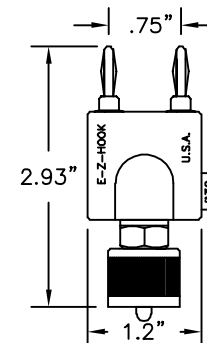
UHF MALE TO DOUBLE BANANA PLUG ADAPTER

SPECIFICATIONS

HOUSING: Molded nylon, black.

BANANA PLUGS: Nickel plated brass frame with nickel silver springs, fits standard .166" diameter sockets.

UHF MALE CONNECTOR: Brass housing with a tarnish resistant finish, Phenolic insulation and a silver plated brass center contact.

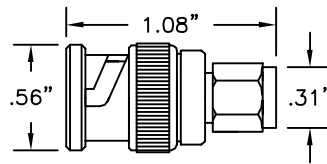


Part No.	Description
9418	UHF Male to Double Banana Plug

ADAPTERS BETWEEN SERIES

SMA MALE TO BNC MALE ADAPTER

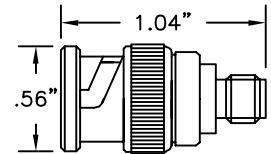
SPECIFICATIONS
HOUSING AND CONTACTS:
 Beryllium copper and brass,
 gold plated.
INSULATION: Teflon.
ELECTRICAL: 50 Ohm.
IMPEDANCE: 1000 VRMS.



Part No.	Description
9244	SMA Male to BNC Male Adapter

SMA FEMALE TO BNC MALE ADAPTER

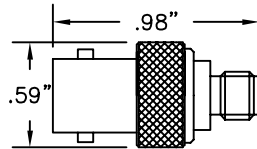
SPECIFICATIONS
HOUSING AND CONTACTS:
 Beryllium copper and brass,
 gold plated.
INSULATION: Teflon.
ELECTRICAL: 50 Ohm.
IMPEDANCE: 1000 VRMS.



Part No.	Description
9216	SMA Female to BNC Male Adapter

SMA FEMALE TO BNC FEMALE ADAPTER

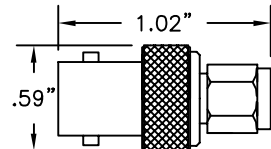
SPECIFICATIONS
HOUSING AND CONTACTS:
 Beryllium copper and brass,
 gold plated.
INSULATION: Teflon.
ELECTRICAL: 50 Ohm.



Part No.	Description
9323	SMA Female to BNC Female Adapter

SMA MALE TO BNC FEMALE ADAPTER

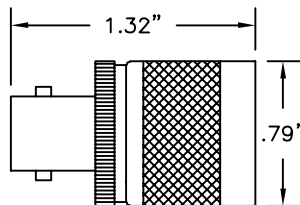
SPECIFICATIONS
HOUSING AND CONTACTS:
 Beryllium copper and brass,
 gold plated.
INSULATION: Teflon.
ELECTRICAL: 50 Ohm.
IMPEDANCE: 1000 VRMS.



Part No.	Description
9324	SMA Male to BNC Female Adapter

"N" MALE TO BNC FEMALE ADAPTER

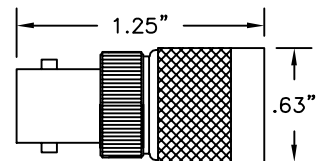
SPECIFICATIONS
HOUSING: Brass.
INSULATION: Teflon.
CONTACT: Beryllium copper,
 silver plated.
ELECTRICAL: 50 Ohm.
IMPEDANCE: 1000 VRMS.



Part No.	Description
9327	Adapter, Tarnish Resistant Finish
9047	Adapter UG 201 A/U Silver Finish

TNC MALE TO BNC FEMALE ADAPTER

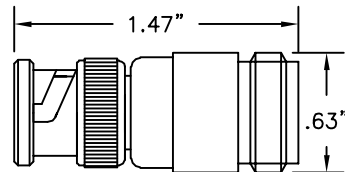
SPECIFICATIONS
HOUSING: Brass with a
 tarnish resistant finish.
INSULATION: Teflon.
CONTACT: Beryllium copper
 and brass, gold plated.
ELECTRICAL: 50 Ohm.
IMPEDANCE: 500 VRMS.



Part No.	Description
9298	TNC Male to BNC Female

TYPE "N" FEMALE TO BNC MALE ADAPTER

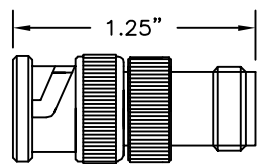
SPECIFICATIONS
HOUSING: Brass with a tarnish
 resistant finish.
INSULATION: Teflon.
CONTACTS: Brass and beryllium
 copper, silver plated.
ELECTRICAL: 50 Ohm.



Part No.	Description
9326	Tarnish Resistant Finish Housing
9048	Silver Finish, UG-349 B/U

TNC FEMALE TO BNC MALE ADAPTER

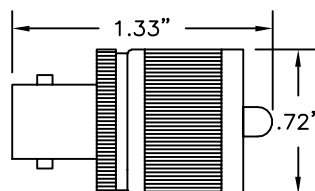
SPECIFICATIONS
HOUSING: Brass with a tarnish
 resistant finish.
INSULATION: Teflon.
CONTACTS: Brass and beryllium
 copper, silver plated.
ELECTRICAL: 50 Ohm.
IMPEDANCE: 500 VRMS.



Part No.	Description
9315	TNC Female to BNC Male

BNC FEMALE TO UHF MALE ADAPTER

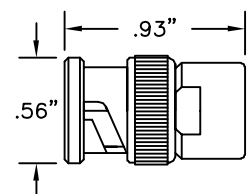
SPECIFICATIONS
HOUSING: Brass with a tarnish
 resistant finish.
INSULATION: Rexolite.
CONTACTS: Brass and beryllium
 copper, silver plated.
ELECTRICAL: 50 Ohm.
IMPEDANCE: 500 VRMS.



Part No.	Description
9001	BNC Female to UHF Male Adapter

LOC FEMALE TO BNC MALE ADAPTER

SPECIFICATIONS
HOUSING: Brass with a
 tarnish resistant finish.
INSULATION: Teflon.
CONTACTS: Brass and
 beryllium copper, gold
 plated.
ELECTRICAL: 50 Ohm impedance.



Part No.	Description
8935	LOC Female to BNC Male Adapter

ADAPTERS BETWEEN SERIES

BNC MALE TO DOUBLE BINDING POST ADAPTER

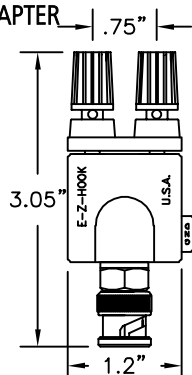
SPECIFICATIONS

HOUSING: Molded nylon, black.

BINDING POSTS: 1 red, 1 black with .166" diameter banana sockets and .085" cross holes.

BNC MALE: Brass housing with a tarnish resistant finish, teflon insulation and a silver plated brass contact.

Part No.	Description
9410	BNC Male to Double Binding Post



BNC FEMALE TO DOUBLE BINDING POST ADAPTER

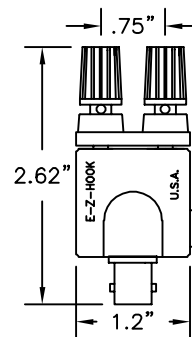
SPECIFICATIONS

HOUSING: Molded nylon, black.

BINDING POSTS: 1 red, 1 black with .166" diameter banana sockets and .085" cross holes.

BNC FEMALE: Brass housing with a tarnish resistant finish, teflon insulation and a silver plated beryllium copper center contact.

Part No.	Description
9411	BNC Female to Double Binding Post



UHF MALE TO DOUBLE BINDING POST ADAPTER

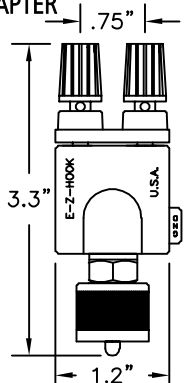
SPECIFICATIONS

HOUSING: Molded nylon, black.

BINDING POST: 1 red, 1 black with .166" diameter banana sockets and .085" cross holes.

UHF MALE CONNECTOR: Brass housing with a tarnish resistant finish, teflon insulation and a silver plated brass contact.

Part No.	Description
9413	UHF Male to Double Binding Post



UHF FEMALE TO DOUBLE BINDING POST ADAPTER

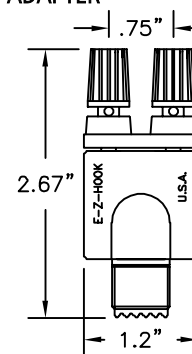
SPECIFICATIONS

HOUSING: Molded nylon, black.

BINDING POST: 1 red, 1 black with .166" diameter banana sockets and .085" cross holes.

UHF FEMALE CONNECTOR: Brass housing with a tarnish resistant finish, teflon insulation and a silver plated beryllium copper center contact.

Part No.	Description
9412	UHF Female to Double Binding Post



TYPE "N" MALE TO DOUBLE BINDING POST ADAPTER

SPECIFICATIONS

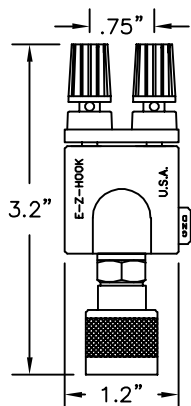
HOUSING: Molded nylon, black.

BINDING POSTS: 1 red, 1 black with .166" diameter banana sockets and .085" cross holes.

TYPE "N" MALE CONNECTOR:

Brass housing with a tarnish resistant finish, teflon insulation and a silver plated brass contact.

Part No.	Description
9416	Type "N" Male to Double Binding Post



TYPE "N" FEMALE TO DOUBLE BINDING POST ADAPTER

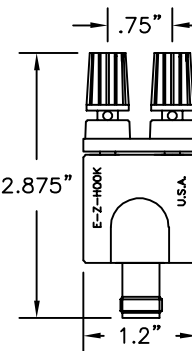
SPECIFICATIONS

HOUSING: Molded nylon, black.

BINDING POSTS: 1 red, 1 black with .166" diameter banana sockets and .085" cross holes.

TYPE "N" FEMALE CONNECTOR: Brass housing with a tarnish resistant finish, teflon insulation and a silver plated beryllium copper center contact.

Part No.	Description
9417	Type "N" Female to Double Binding Post



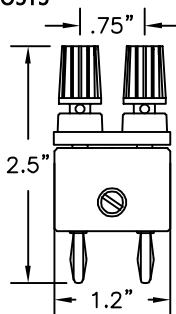
DOUBLE BANANA PLUGS TO BINDING POSTS

SPECIFICATIONS

BINDING POST: 1 red, 1 black with .166" diameter banana sockets and .085" cross holes.

BANANA PLUGS: Nickel plated brass frame. Nickel silver springs. Fits standard .166" diameter sockets.

Part No.	Description
9409	Double Banana Plugs to Binding Posts



BINDING POST TO STANDARD BANANA PLUG

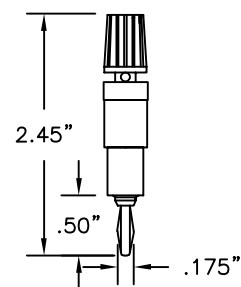
SPECIFICATIONS

BINDING POST: Molded plastic thumb-screw with .166" dia. banana socket and .085" diameter cross hole.

BANANA PLUG: Nickel plated brass frame. Nickel silver spring.

COLOR: Available in red and black.

Part No.	Description
9329	Binding Post to Standard Banana Plug



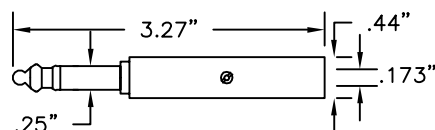
WE 310 (PJ 51) PLUG TO MINIATURE BANTAM SOCKET ADAPTER

SPECIFICATIONS

FRAME: Brass, unplated.

HANDLE: Molded nylon, red in color. When the plug is inserted in a standard socket, tip, ring and sleeve connection are transferred to the bantam plug inserted in the rear of the plug.

Part No.	Description
9325	WE-310 Plug to Bantam Socket Adapter



BINDING POST TO .080 PIN PLUG

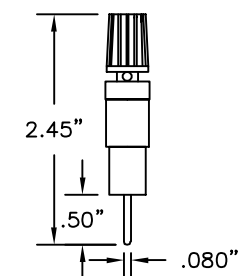
SPECIFICATIONS

BINDING POST: Molded plastic thumb-screw with .166" diameter banana socket and .085" diameter cross hole.

.080" PIN PLUG: Nickel plated brass

COLOR: Available in red and black.


Part No.	Description
9330	Binding Post to .080" Pin Plug



COAXIAL TEST CABLES

E-Z-Hook provides a variety of standard and custom cable assembly solutions used across multiple industries. We specialize in coaxial cable assemblies that utilize BNC, Double banana, TNC, N Series, UHF, SMA and LOC connectors. Superior construction and industry preferred test connectors make E-Z-Hook cables the first and only choice.

For E-Z-Hook cable accessories please refer to the accessories section beginning on page 106.



COAXIAL CABLE ASSEMBLIES

BNC COAXIAL TEST CABLES

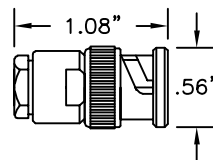
BASIC INFORMATION

Male Connectors: Brass body and fittings, teflon insulators, silver or gold-plated brass contact, bright tarnish resistant metal alloy finish.

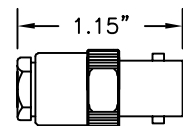
Female Connectors: Brass body and fittings, teflon insulators, silver or gold-plated beryllium copper contact, bright tarnish, resistant metal alloy finish.

Standard Lengths Available:

6"	15cm	30"	75cm
12"	30cm	36"	90cm
18"	45cm	48"	120cm
24"	60cm	60"	150cm



MALE

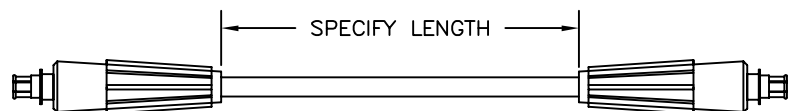


FEMALE

For ordering: (Part no.)-(length).
Please specify length in inches.

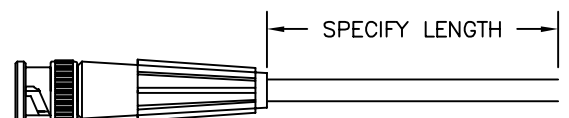
QUICK DISCONNECT BNC CABLE ASSEMBLY USES CONNECTOR P/N 8916 FOR RG58C/U CABLE ONLY

Part No.
1504 - (length)



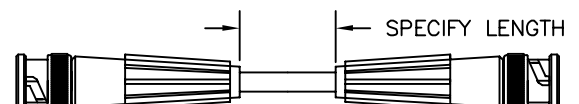
BNC MALE WITH STRAIN RELIEF BOOT TO CABLE ONLY . . . NO INTERFACE

RG58C/U	RG174/U	RG59/U	RG62B/U	MIC
Part No.	Part No.	Part No.	Part No.	Part No.
1222-(length)	4222-(length)	7522-(length)	6222-(length)	2222-(length)



BNC MALE TO BNC MALE WITH STRAIN RELIEF BOOTS

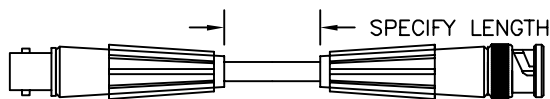
RG58C/U		RG174/U		RG59/U		MIC
Standard	Weatherproof	Standard	Weatherproof	Standard	Weatherproof	Std Only
1026	1726	4026	4726	7526	7726	2026



BNC COAXIAL TEST CABLES

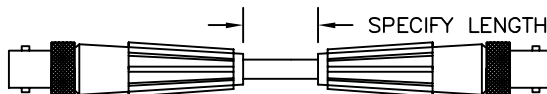
BNC FEMALE TO BNC MALE WITH STRAIN RELIEF BOOTS

RG58C/U		RG174/U		RG59/U		MIC
Standard	Weatherproof	Standard	Weatherproof	Standard	Weatherproof	Std Only
1025	1725	4025	4725	7525	7725	2025



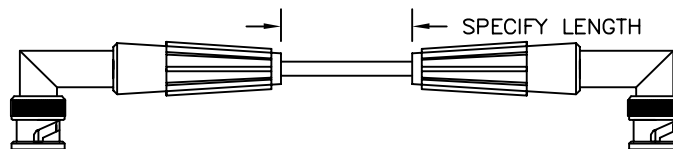
BNC FEMALE TO BNC FEMALE WITH STRAIN RELIEF BOOTS

RG58C/U		RG174/U		RG59/U		MIC
Standard	Weatherproof	Standard	Weatherproof	Standard	Weatherproof	Std Only
1024	1724	4024	4724	7524	7724	2024



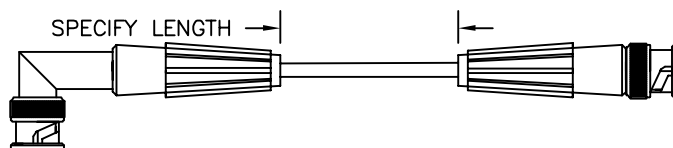
RIGHT ANGLE BNC MALE TO RIGHT ANGLE BNC MALE WITH STRAIN RELIEF BOOTS

RG58C/U		RG174/U	
Standard	Weatherproof	Standard	Weatherproof
1126	1626	4126	4756



RIGHT ANGLE BNC MALE TO STRAIGHT BNC MALE WITH STRAIN RELIEF BOOTS

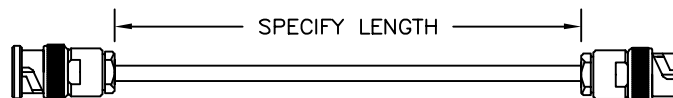
RG58C/U		RG174/U	
Standard	Weatherproof	Standard	Weatherproof
1127	1627	4127	4727



BNC MALE TO BNC MALE

CONVENTIONAL CONSTRUCTION Field Serviceable

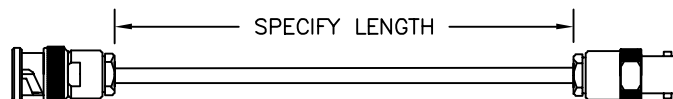
RG58C/U	RG142B/U	RG174/U	RG316/U	RG62B/U	RG59/U
Part No.	Part No.	Part No.	Part No.	Part No.	Part No.
1046	1146	4046	4146	6246	7546



BNC MALE TO BNC FEMALE

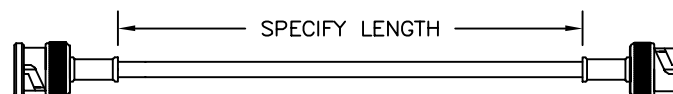
CONVENTIONAL CONSTRUCTION Field Serviceable

RG58C/U	RG142B/U	RG62B/U	RG59/U
Part No.	Part No.	Part No.	Part No.
1045	1145	6245	7545



BNC MALE TO BNC MALE CRIMP CONSTRUCTION

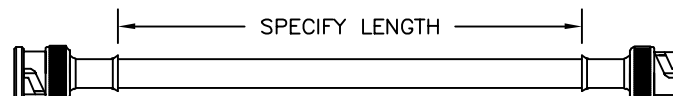
RG58C/U	RG174/U	RG59/U	MIC
Part No.	Part No.	Part No.	Part No.
1426	4426	7426	2426



BNC MALE TO BNC MALE VIDEO BACK PANEL PATCH CORDS

Part No.
7026 - (length)

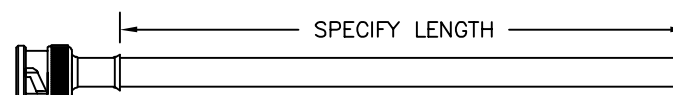
Connector, both ends: BNC male
Cable: Double shielded 75 Ohm video



BNC MALE TO LEAD ONLY VIDEO BACK PANEL CABLES

Part No.
7022 - (length)

Connector, one end only: BNC male
Cable: double shielded 75 Ohm video



BNC MALE COAXIAL TEST CABLES

COLOR (STANDARD): RED = CENTER BLACK = GROUND

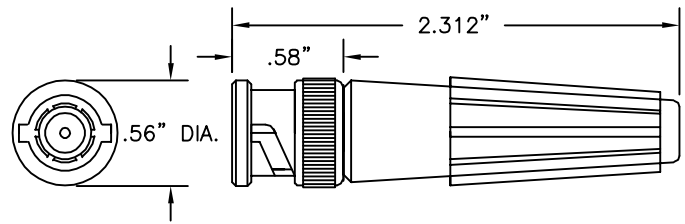
COLOR CODING: The red connector may be replaced with any of the other 9 available colors: black, brown, orange, yellow, green, blue, violet, gray or white. Specify desired color after complete part no. A matching color band will be supplied at the interface end.

CABLE LENGTH: Desired length must be specified in inches to make a complete part number.

SPECIFY CABLE LENGTH IN INCHES

Inches	Metric	Inches	Metric	Inches	Metric
18"	45cm	30"	75cm	48"	120cm
24"	60cm	36"	90cm	60"	150cm

8901B BNC MALE CONNECTOR



DOUBLE GRIPPER HOOK XK CABLES

Red XK Center

Black XK Ground

Cable with XK Ground

Part No.	Cable	Center	Ground
1020XK-(lgth)	RG58C/U	XK	XK
2020XK-(lgth)	MIC	XK	XK
4020XK-(lgth)	RG174/U	XK	XK

Cable with Part No. 9275 Miniature Alligator Ground

Part No.	Cable	Center	Ground
1021XK-(lgth)	RG58C/U	XK	Mini Allig.
2021XK-(lgth)	MIC	XK	Mini Allig.
4021XK-(lgth)	RG174/U	XK	Mini Allig.

MICRO-HOOK XM CABLES

Cable with XM Ground

Part No.	Cable	Center	Ground
1020XM -(lgth)	RG58C/U	XM	XM
2020XM -(lgth)	MIC	XM	XM
4020XM -(lgth)	RG174U	XM	XM

Cable with Part No. 9275 Miniature Alligator Ground

Part No.	Cable	Center	Ground
1021XM -(lgth)	RG58C/U	XM	Mini Allig.
2021XM -(lgth)	MIC	XM	Mini Allig.
4021XM -(lgth)	RG174U	XM	Mini Allig.

MINI-HOOK X100W CABLES

Red X100W Center

Black X100W Ground

3"

9"

Cable with X100W Ground

Cable with Part No. 9274 Standard Alligator Ground

9"

Part No.	Cable	Center	Ground
1020 -(lgth)	RG58C/U	X100W	X100W
2020 -(lgth)	MIC	X100W	X100W

Part No.	Cable	Center	Ground
1021 -(lgth)	RG58C/U	X100W	Std. Allig.
2021 -(lgth)	MIC	X100W	Std. Allig.

MINI-HOOK XL1 CABLES

The diagram illustrates two different cable assemblies. The top assembly, labeled 'Cable with X100W Ground', features a red center wire (XL1) and a black ground wire (X100W). The bottom assembly, labeled 'Cable with Part No. 9274 Standard Alligator Ground', features a red center wire (XL1) and a standard alligator ground wire. Both assemblies show a 3-inch segment for the center wire and a 9-inch segment for the ground wire. The ground wire in the bottom assembly is connected to a standard alligator clip.

Cable with X100W Ground

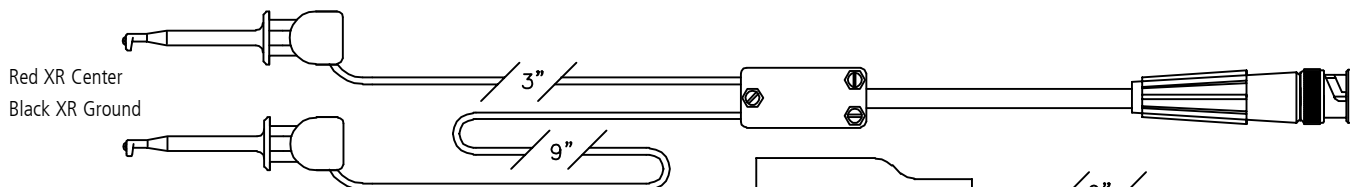
Part No.	Cable	Center	Ground
1020XL1-(lgth)	RG58C/U	XL1	X100W
2020XL1-(lgth)	MIC	XL1	X100W

Cable with Part No. 9274 Standard Alligator Ground

Part No.	Cable	Center	Ground
1021XL1-(lgth)	RG58C/U	XL1	Std. Allig.
2021XL1-(lgth)	MIC	XL1	Std. Allig.

BNC MALE COAXIAL TEST CABLES

MINI-HOOK XR CABLES



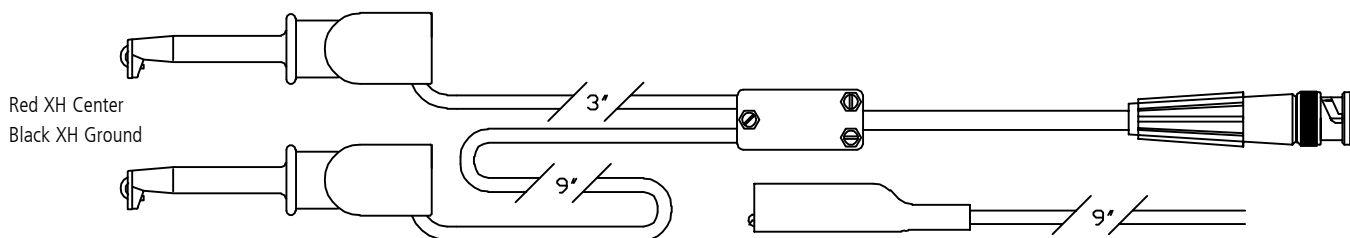
Cable with XR Ground

Part No.	Cable	Center	Ground
1020XR-(lgth)	RG58C/U	XR	XR
2020XR-(lgth)	MIC	XR	XR

Cable with Part No. 9274 Standard Alligator Ground

Part No.	Cable	Center	Ground
1021XR-(lgth)	RG58C/U	XR	Std. Allig.
2021XR-(lgth)	MIC	XR	Std. Allig.

MACRO-HOOK XH CABLES



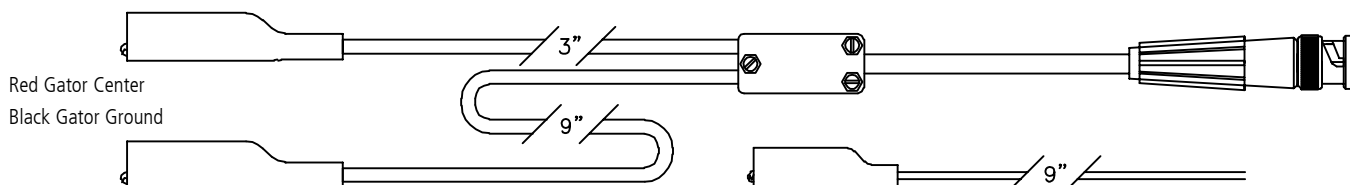
Cable with XH Ground

Part No.	Cable	Center	Ground
1020XH-(lgth)	RG58C/U	XH	XH
2020XH-(lgth)	MIC	XH	XH

Cable with Part No. 9274 Standard Alligator Ground

Part No.	Cable	Center	Ground
1021XH-(lgth)	RG58C/U	XH	Std. Allig.
2021XH-(lgth)	MIC	XH	Std. Allig.

E-Z-HOOK ALLIGATOR CLIP CABLES



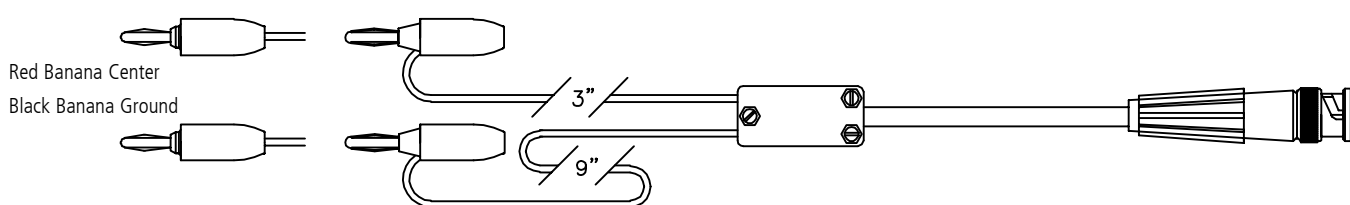
Cable with Part No. 9274 Standard Alligators

Part No.	Cable	Center	Ground
1029-(lgth)	RG58C/ U	Std. Allig.	Std. Allig.
2029-(lgth)	MIC	Std. Allig.	Std. Allig.
4029-(lgth)	RG174U	Std. Allig.	Std. Allig.

Cable with Part No. 9275 Miniature Alligator Ground

Part No.	Cable	Center	Ground
1029M-(lgth)	RG58C/U	Mini Allig.	Mini Allig.
2029M-(lgth)	MIC	Mini Allig.	Mini Allig.
4029M-(lgth)	RG174U	Mini Allig.	Mini Allig.

STANDARD BANANA PLUG or STACKING BANANA PLUG CABLES



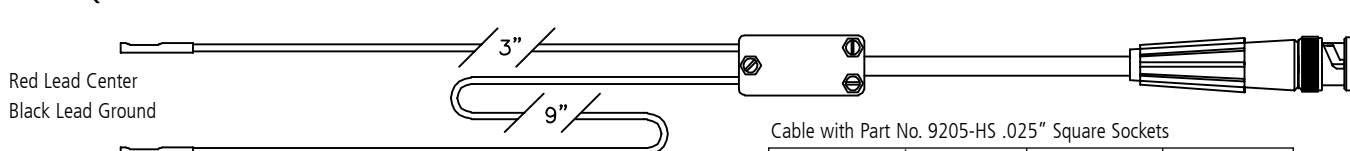
Cable with Part No. 9202 Standard Banana Center and Ground

Part No.	Cable	Center	Ground
1223-(lgth)	RG58C/U	Std. Banana	Std. Banana
2223-(lgth)	MIC	Std. Banana	Std. Banana
4223-(lgth)	RG174U	Std. Banana	Std. Banana
6223-(lgth)	RG62B/U	Std. Banana	Std. Banana

Cable with Part No. 9203 Stacking Banana Center and Ground

Part No.	Cable	Center	Ground
1224-(lgth)	RG58C/U	Stacking Banana	Stacking Banana
2224-(lgth)	MIC	Stacking Banana	Stacking Banana
4224-(lgth)	RG174U	Stacking Banana	Stacking Banana
6224-(lgth)	RG62B/U	Stacking Banana	Stacking Banana

.025" SQUARE SOCKETS CABLES

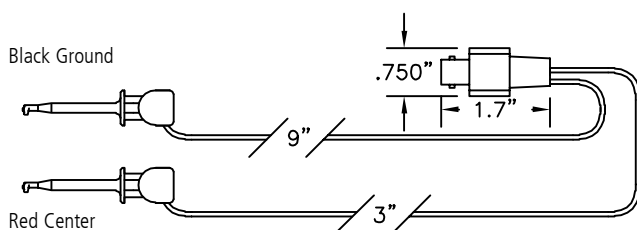


Cable with Part No. 9205-HS .025" Square Sockets

Part No.	Cable	Center	Ground
1034-(lgth)	RG58C/U	.025" SQ.	.025" SQ.
2034-(lgth)	MIC	.025" SQ.	.025" SQ.
4034-(lgth)	RG174/U	.025" SQ.	.025" SQ.

BNC BREAKOUTS

X100W AND X100W2 MINI-HOOK ADAPTER

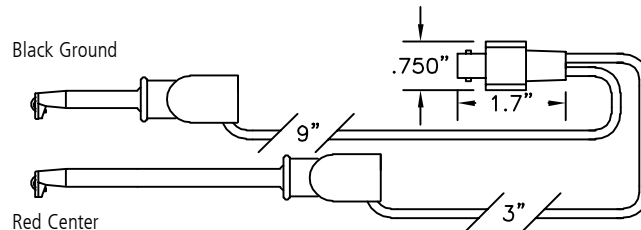


BNC Female: Tarnish resistant plated brass body. Silver plated beryllium copper center contact. Connector is housed in a molded nylon handle.
Wire: 20 AWG 105 x 40 tinned copper PVC insulation .080" O.D.
Mini-Hook: See Part No. X100W or X100W2

Part No. **1001**

Part No. **1001W2**

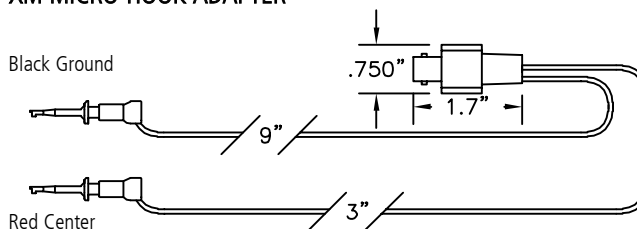
XHL MACRO-HOOK ADAPTER



BNC Female: Tarnish resistant plated brass body. Silver plated beryllium copper center contact. Connector is housed in a molded nylon handle
Wire: 18 AWG 65 x 36 tinned copper PVC insulation .144" O.D.
Macro-Hook: See Part No. XH and XHL

Part No. **1001XHL**

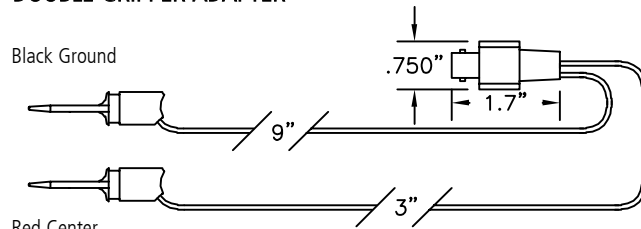
XM MICRO-HOOK ADAPTER



BNC Female: Tarnish resistant plated brass body. Silver plated beryllium copper center contact. Connector is housed in a molded nylon handle.
Wire: 20 AWG 105 x 40 tinned copper PVC insulation .080" O.D.
Micro-Hook: See Part No. XM

Part No. **1001XM**

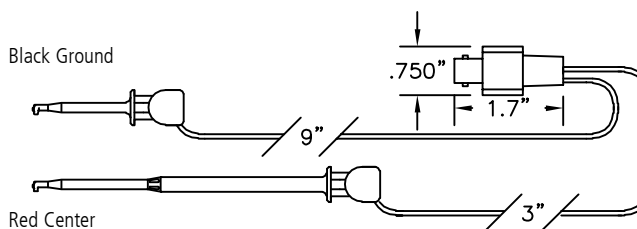
DOUBLE GRIPPER ADAPTER



BNC Female: Tarnish resistant plated brass body. Silver plated beryllium copper center contact. Connector is housed in a molded nylon handle.
Wire: 20 AWG 105 x 40 tinned copper PVC insulation .080" O.D.
Micro-Hook: See Part No. XK

Part No. **1001XK**

XL1 AND XL2 MINI-HOOK ADAPTER

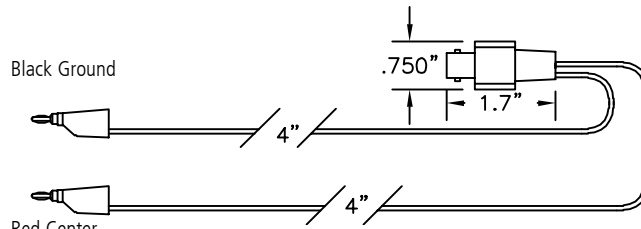


BNC Female: Tarnish resistant plated brass body. Silver plated beryllium copper center contact. Connector is housed in a molded nylon handle.
Wire: 20 AWG 105 x 40 tinned copper PVC insulation .080" O.D.
Mini-Hook: See Part No. XL1 or XL2

Part No. **1001XL1**

Part No. **1001XL2**

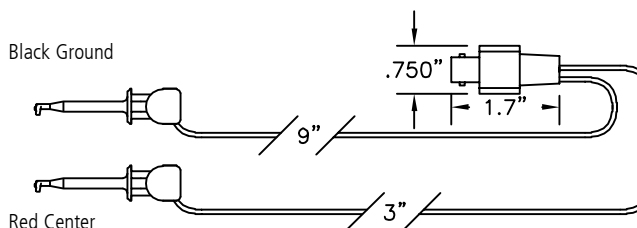
STACKING MINIATURE BANANA PLUG ADAPTER



BNC Female: Tarnish resistant plated brass body. Silver plated beryllium copper center contact. Connector is housed in a molded nylon handle.
Wire: 20 AWG 105 x 40 tinned copper PVC insulation .080" O.D.
Stacking Miniature Banana Plug: Part No. 9261. Nickel-plated phosphor bronze body. Nickel-plated brass socket. Beryllium copper spring. Plastic handle. Solderless assembly.

Part No. **1006M**

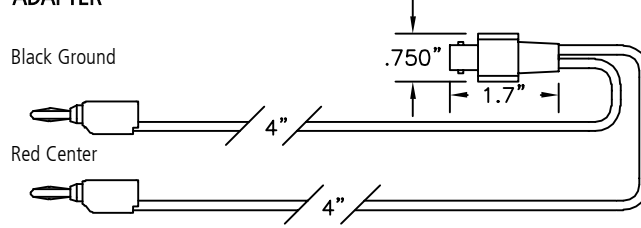
XR MINI-HOOK ADAPTER



BNC Female: Tarnish resistant plated brass body. Silver plated beryllium copper center contact. Connector is housed in a molded nylon handle.
Wire: 20 AWG 105 x 40 tinned copper PVC insulation .080" O.D.
Mini-Hook: See Part No. XR

Part No. **1001XR**

STACKING STANDARD BANANA PLUG WITH HEAVY LEAD WIRE ADAPTER

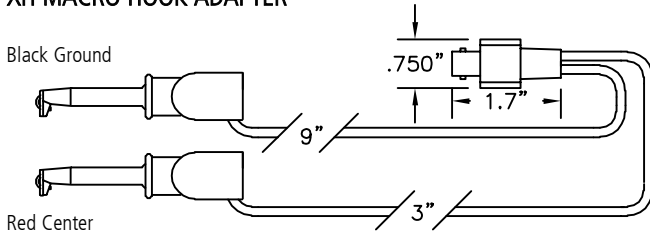


BNC Female: Tarnish resistant plated brass body. Silver plated beryllium copper center contact. Connector is housed in a molded nylon handle
Wire: 18 AWG 65 x 36 tinned copper PVC insulation .144" O.D.
Stacking Standard Banana Plug: Part No. 9260. Nickel-plated brass body. Phosphor bronze spring. Plastic handle. Snap together solderless assembly.

Part No. **1002**

BNC BREAKOUTS

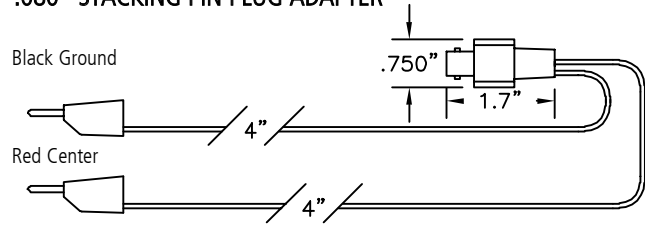
XH MACRO HOOK ADAPTER



BNC Female: Tarnish resistant plated brass body. Silver plated beryllium copper center contact. Connector is housed in a molded nylon handle.
Wire: 18 AWG 65 x 36 tinned copper PVC insulation .144" O.D.
Macro-Hook: See Part No. XH

Part No. **1001XH**

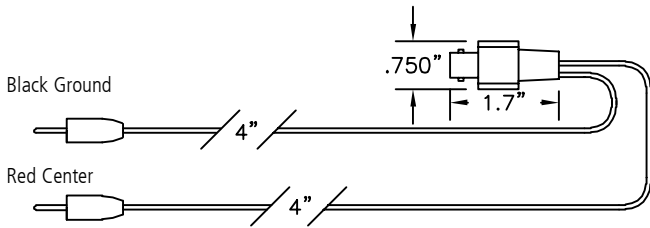
.080" STACKING PIN PLUG ADAPTER



BNC Female: Tarnish resistant plated brass body. Silver plated beryllium copper center contact. Connector is housed in a molded nylon handle.
Wire: 20 AWG 105 x 40 tinned copper PVC insulation .080" O.D.
.080" Stacking Pin Plug: Part No. 9259. Nickel-plated brass body. Beryllium copper internal socket spring. Plastic handle. Snap together solderless assembly.

Part No. **1003**

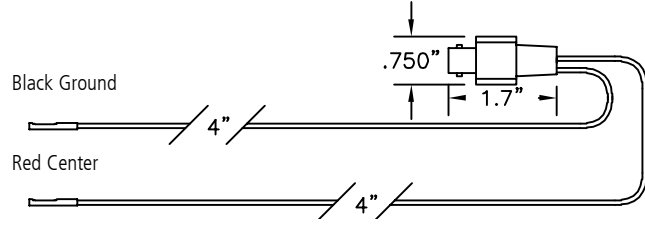
.080" PIN PLUG ADAPTER



BNC Female: Tarnish resistant plated brass body. Silver plated beryllium copper center contact. Connector is housed in a molded nylon handle.
Wire: 20 AWG 105 x 40 tinned copper PVC insulation .080" O.D.
.080" Pin Plug: Part No. 9201. Nickel-plated brass body. Nylon handle. Solderless assembly.

Part No. **1004**

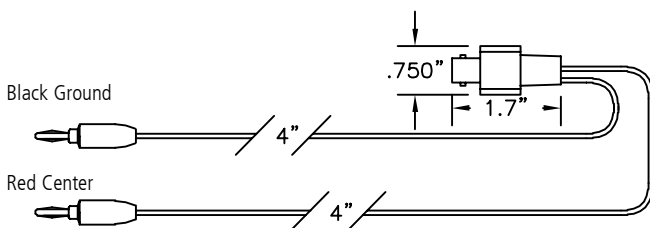
BNC FEMALE TO .025 SQUARE SOCKET ADAPTER



BNC Female: Tarnish resistant plated brass body. Silver plated beryllium copper center contact. Connector is housed in a molded nylon handle.
Wire: 22 AWG 65 x 40 Tinned copper PVC insulation .080" O.D.
.025" Sq. Socket: Part No. 9205-HS. Brass body. Gold-plated beryllium copper spring. Crimp assembly. Covered with black heat shrink.

Part No. **1008**

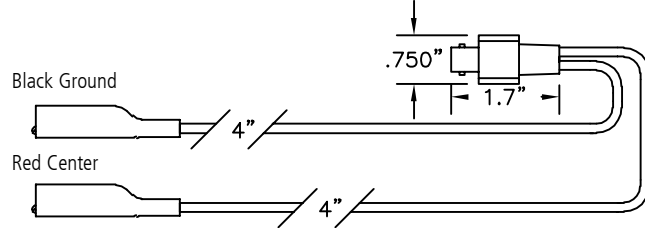
STANDARD BANANA PLUG ADAPTER



BNC Female: Tarnish resistant plated brass body. Silver plated beryllium copper center contact. Connector is housed in a molded nylon handle.
Wire: 20 AWG 105 x 40 tinned copper PVC insulation .080" O.D.
Standard Banana Plug: Part No. 9202. Nickel-plated brass body. Nickel silver spring. Nylon handle. Solderless assembly.

Part No. **1005**

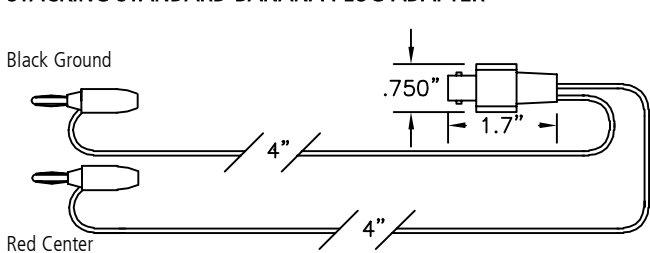
STANDARD ALLIGATOR CLIP ADAPTER



BNC Female: Tarnish resistant plated brass body. Silver plated beryllium copper center contact. Connector is housed in a molded nylon handle.
Wire: 18 AWG 65 x 36 tinned copper PVC insulation .144" O.D.
Standard Alligator Clip: Part No. 9274. Alligator is nickel-plated steel. Insulator is molded P.V.C. Solder assembly.

Part No. **1009**

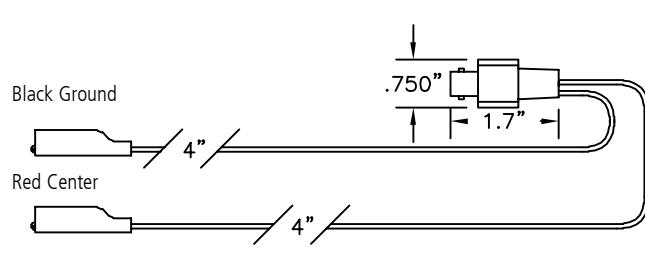
STACKING STANDARD BANANA PLUG ADAPTER



BNC Female: Tarnish resistant plated brass body. Silver plated beryllium copper center contact. Connector is housed in a molded nylon handle.
Wire: 20 AWG 105 x 40 tinned copper PVC insulation .080" O.D.
Stacking Standard Banana Plug: Part No. 9203. Nickel-plated brass body. Phosphor bronze spring. Nylon handle. Solderless assembly.

Part No. **1006**

MINIATURE ALLIGATOR CLIP ADAPTER

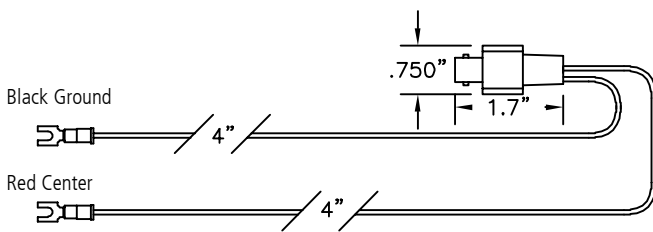


BNC Female: Tarnish resistant plated brass body. Silver plated beryllium copper center contact. Connector is housed in a molded nylon handle.
Wire: 20 AWG 105 x 40 tinned copper PVC insulation .080" O.D.
Miniature Alligator Clip: Part No. 9275. Alligator is nickel-plated steel. Insulator is molded P.V.C. Solder assembly.

Part No. **1009M**

BNC BREAKOUTS

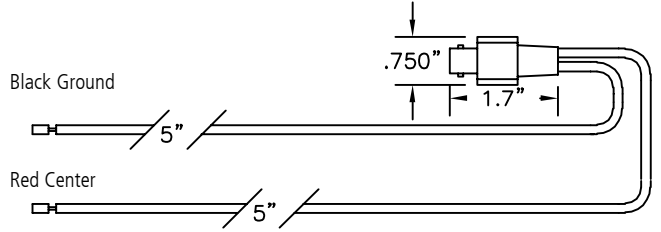
BNC FEMALE TO .140" INSULATED SPADE LUG ADAPTER



BNC Female: Tarnish resistant plated brass body. Silver plated beryllium copper center contact. Connector is housed in a molded nylon handle.
Wire: 20 AWG 105 x 40 tinned copper PVC insulation .080" O.D.
.140" Spade Lug: Part No. 9209. Vinyl insulator. Tin plated copper lug. Crimp Assembly.

Part No.	1007-6
----------	--------

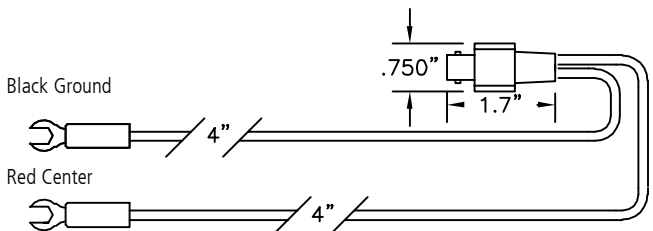
BNC FEMALE TO LEAD ONLY, 18 AWG



BNC Female: Tarnish resistant plated brass body. Silver plated beryllium copper center contact. Connector is housed in a molded nylon handle
Wire: 18 AWG 65 x 36 tinned copper PVC insulation .144" O.D.

Part No.	1015-F
----------	--------

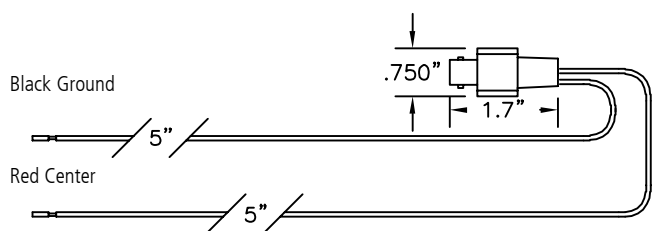
BNC FEMALE TO .250" SPADE LUG ADAPTER



BNC Female: Tarnish resistant plated brass body. Silver plated beryllium copper center contact. Connector is housed in a molded nylon handle
Wire: 18 AWG 65 x 36 tinned copper PVC insulation .144" O.D.
.250" Spade Lug: Part No. 9208. Plastic handle. .050"(1.27mm) thick nickel plated brass lug. Solder assembly.

Part No.	1007-25
----------	---------

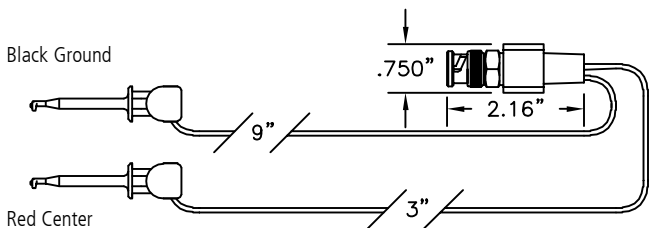
BNC FEMALE TO LEAD ONLY, 20 AWG



BNC Female: Tarnish resistant plated brass body. Silver plated beryllium copper center contact. Connector is housed in a molded nylon handle.
Wire: 20 AWG 105 x 40 tinned copper PVC insulation .080" O.D.

Part No.	1011-F
----------	--------

X100W AND X100W2 MINI-HOOK ADAPTER

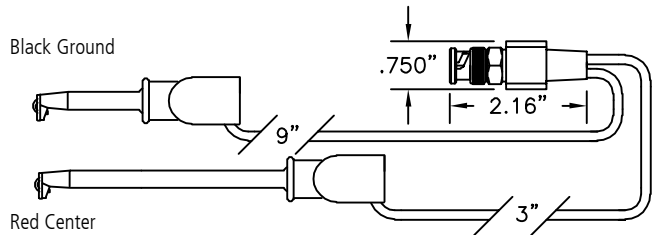


BNC Male: Tarnish resistant plated brass body and fitting. Male center and outer contacts are silver plated. Connector is housed in a molded nylon black handle.
Wire: 20 AWG 105 x 40 tinned copper PVC insulation .080" O.D.
Mini-Hook: See Part No. X100W or X100W2

Part No.	1010
----------	------

Part No.	1010W2
----------	--------

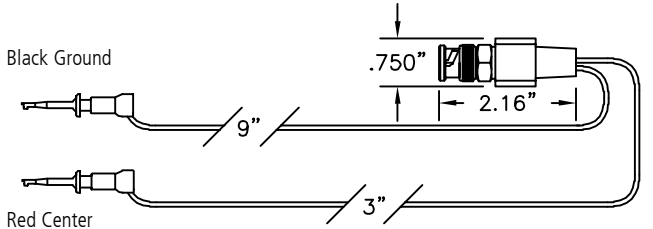
XHL MACRO-HOOK ADAPTER



BNC Male: Tarnish resistant plated brass body and fitting. Male center and outer contacts are silver plated. Connector is housed in a molded nylon black handle
Wire: 18 AWG 65 x 36 tinned copper PVC insulation .144" O.D.
Macro-Hook: See Part No. XH and XHL

Part No.	1010XHL
----------	---------

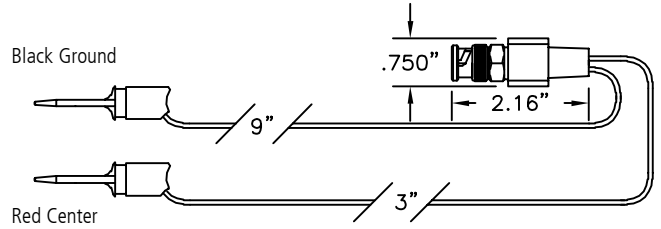
XM MICRO-HOOK ADAPTER



BNC Male: Tarnish resistant plated brass body and fitting. Male center and outer contacts are silver plated. Connector is housed in a molded nylon black handle.
Wire: 20 AWG 105 x 40 tinned copper PVC insulation .080" O.D.
Micro-Hook: See Part No. XM

Part No.	1010XM
----------	--------

DOUBLE GRIPPER ADAPTER

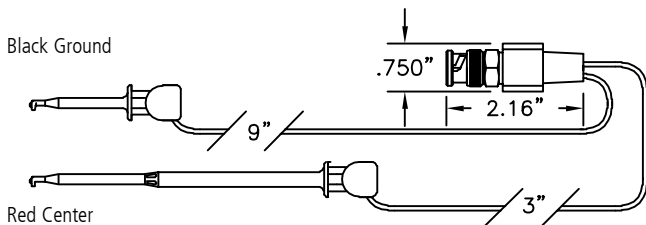


BNC Male: Tarnish resistant plated brass body and fitting. Male center and outer contacts are silver plated. Connector is housed in a molded nylon black handle.
Wire: 20 AWG 105 x 40 tinned copper PVC insulation .080" O.D.
Micro-Hook: See Part No. XK

Part No.	1010XK
----------	--------

BNC BREAKOUTS

XL1 AND XL2 MINI-HOOK ADAPTER

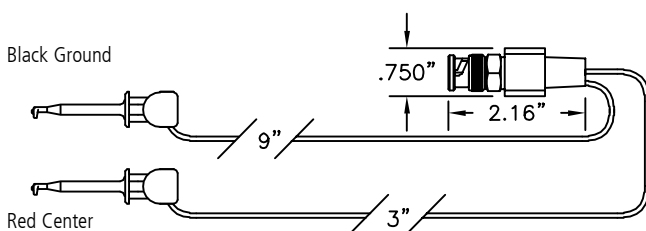


BNC Male: Tarnish resistant plated brass body and fitting. Male center and outer contacts are silver plated. Connector is housed in a molded nylon black handle.
Wire: 20 AWG 105 x 40 tinned copper PVC insulation .080" O.D.
Mini-Hook: See Part No. XL1 and XL2

Part No. **1010XL1**

Part No. **1010XL2**

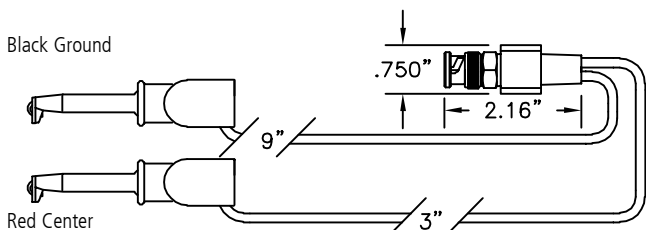
XR MINI-HOOK ADAPTER



BNC Male: Tarnish resistant plated brass body and fitting. Male center and outer contacts are silver plated. Connector is housed in a molded nylon black handle.
Wire: 20 AWG 105 x 40 tinned copper PVC insulation .080" O.D.
Mini-Hook: See Part No. XR

Part No. **1010XR**

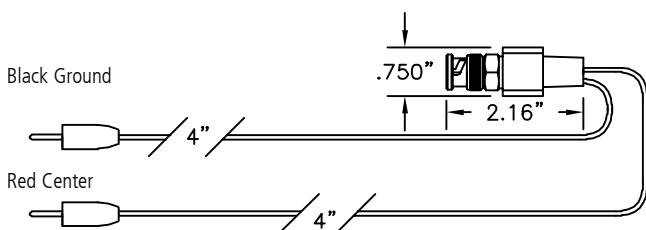
XH MACRO-HOOK ADAPTER



BNC Male: Tarnish resistant plated brass body and fitting. Male center and outer contacts are silver plated. Connector is housed in a molded nylon black handle.
Wire: 18 AWG 65 x 36 tinned copper PVC insulation .144" O.D.
Mini-Hook: See Part No. XH

Part No. **1010XH**

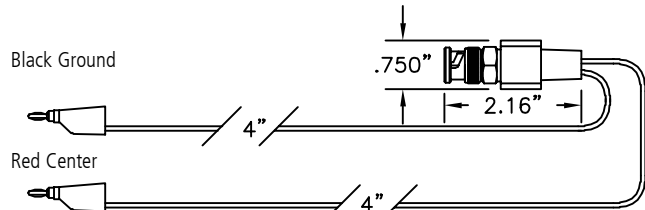
.080" PIN PLUG ADAPTER



BNC Male: Tarnish resistant plated brass body and fitting. Male center and outer contacts are silver plated. Connector is housed in a molded nylon black handle.
Wire: 20 AWG 105 x 40 tinned copper PVC insulation .080" O.D.
.080" Pin Plug: Part No. 9201. Nickel-plated brass body. Nylon handle. Solderless assembly.

Part No. **1014**

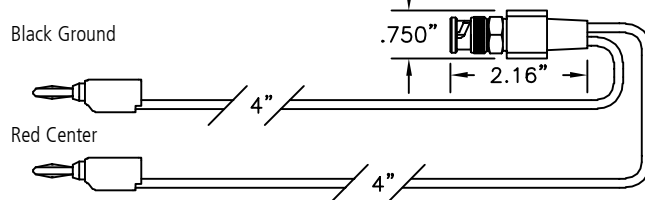
STACKING MINIATURE BANANA PLUG ADAPTER



BNC Male: Tarnish resistant plated brass body and fitting. Male center and outer contacts are silver plated. Connector is housed in a molded nylon black handle.
Wire: 20 AWG 105 x 40 tinned copper PVC insulation .080" O.D.
Stacking Miniature Banana Plug: Part No. 9261. Nickel-plated phosphor bronze body. Nickel-plated brass socket. Beryllium copper spring. Plastic handle. Solderless assembly.

Part No. **1016M**

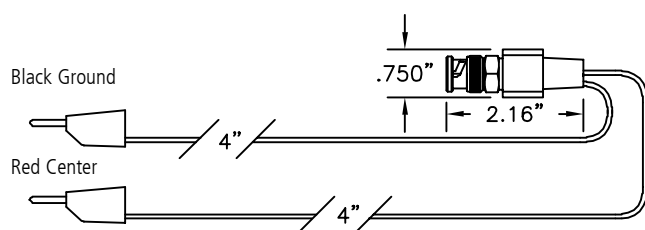
STACKING STANDARD BANANA PLUG WITH HEAVY LEAD WIRE ADAPTER



BNC Male: Tarnish resistant plated brass body and fitting. Male center and outer contacts are silver plated. Connector is housed in a molded nylon black handle.
Wire: 18 AWG 65 x 36 tinned copper PVC insulation .144" O.D.
Stacking Standard Banana Plug: See Part No. 9260. Nickel-plated brass body. Phosphor bronze spring. Plastic handle. Snap together solderless assembly.

Part No. **1012**

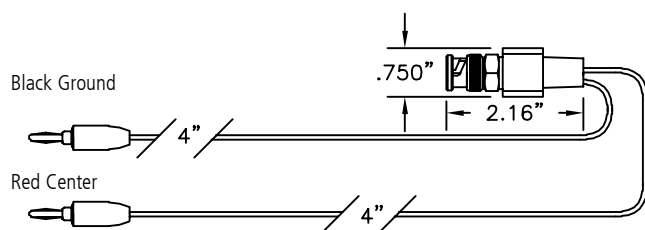
.080" STACKING PIN PLUG ADAPTER



BNC Male: Tarnish resistant plated brass body and fitting. Male center and outer contacts are silver plated. Connector is housed in a molded nylon black handle.
Wire: 20 AWG 105 x 40 tinned copper PVC insulation .080" O.D.
.080" Stacking Pin Plug: Part No. 9259. Nickel-plated brass body. Beryllium copper internal socket spring. Plastic handle. Snap together solderless assembly.

Part No. **1013**

STANDARD BANANA PLUG ADAPTER

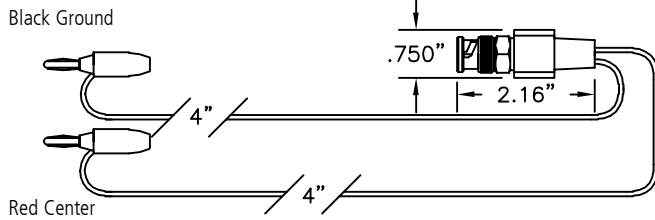


BNC Male: Tarnish resistant plated brass body and fitting. Male center and outer contacts are silver plated. Connector is housed in a molded nylon black handle.
Wire: 20 AWG 105 x 40 tinned copper PVC insulation .080" O.D.
Standard Banana Plug: Part No. 9202. Nickel-plated brass body. Nickel silver spring. Nylon handle. Solderless assembly.

Part No. **1019**

BNC BREAKOUTS

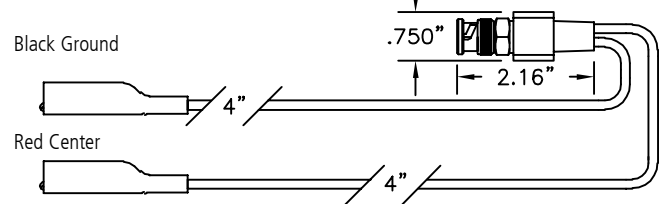
STACKING STANDARD BANANA PLUG ADAPTER



BNC Male: Tarnish resistant plated brass body and fitting. Male center and outer contacts are silver plated. Connector is housed in a molded nylon black handle.
Wire: 20 AWG 105 x 40 tinned copper PVC insulation .080" O.D.
Stacking Standard Banana Plug: Part No. 9203. Nickel-plated brass body. Phosphor bronze spring. Nylon handle. Solderless assembly.

Part No. **1016**

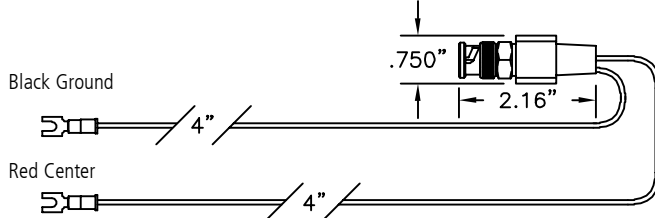
STANDARD ALLIGATOR CLIP ADAPTER



BNC Male: Tarnish resistant plated brass body and fitting. Male center and outer contacts are silver plated. Connector is housed in a molded nylon black handle.
Wire: 18 AWG 65 x 36 tinned copper PVC insulation .144" O.D.
Standard Alligator Clip: Part No. 9274. Alligator is nickel-plated steel. Insulator is molded P.V.C. Solder assembly.

Part No. **9029**

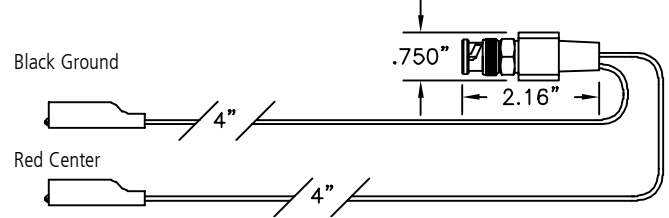
BNC MALE TO .140" SPADE LUG ADAPTER



BNC Male: Tarnish resistant plated brass body and fitting. Male center and outer contacts are silver plated. Connector is housed in a molded nylon black handle.
Wire: 20 AWG 105 x 40 tinned copper PVC insulation .080" O.D.
.140" Spade Lug: Part No. 9209. Vinyl insulator. Tin plated copper lug. Crimp assembly.

Part No. **1017-6**

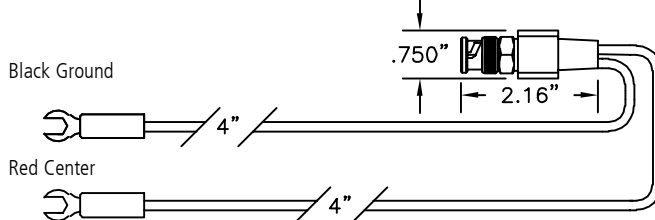
MINIATURE ALLIGATOR CLIP ADAPTER



BNC Male: Tarnish resistant plated brass body and fitting. Male center and outer contacts are silver plated. Connector is housed in a molded nylon black handle.
Wire: 20 AWG 105 x 40 tinned copper PVC insulation .080" O.D.
Miniature Alligator Clip: Part No. 9275. Alligator is nickel-plated steel. Insulator is molded P.V.C. Solder assembly.

Part No. **9029-M**

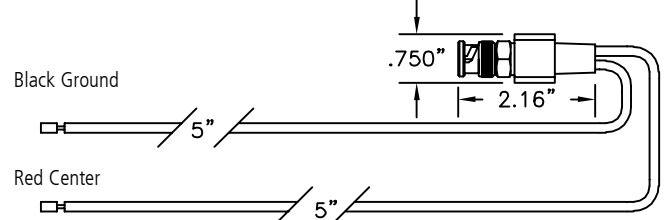
BNC MALE TO .250" SPADE LUGS ADAPTER



BNC Male: Tarnish resistant plated brass body and fitting. Male center and outer contacts are silver plated. Connector is housed in a molded nylon black handle.
Wire: 18 AWG 65 x 36 tinned copper PVC insulation .144" O.D.
.250" Spade Lug: Part No. 9208. Plastic handle. .050" (1.27mm) thick nickel plated brass lug. Solder assembly.

Part No. **1017-25**

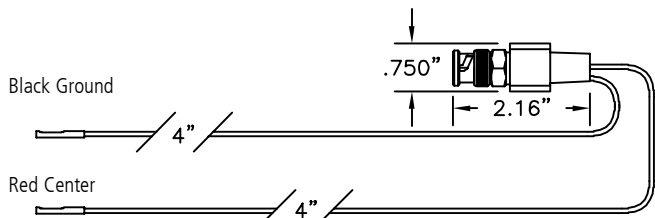
BNC MALE TO LEAD ONLY, 18 AWG PVC



BNC Male: Tarnish resistant plated brass body and fitting. Male center and outer contacts are silver plated. Connector is housed in a molded nylon black handle.
Wire: 18 AWG 65 x 36 tinned copper PVC insulation .144" O.D.

Part No. **1015-M**

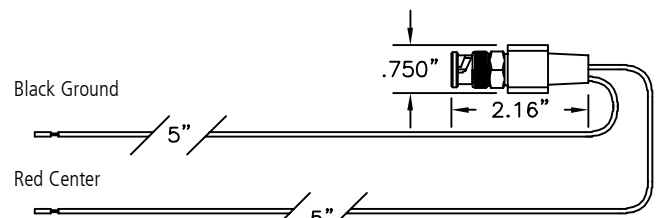
BNC MALE TO .025 SQUARE SOCKET ADAPTER



BNC Male: Tarnish resistant plated brass body and fitting. Male center and outer contacts are silver plated. Connector is housed in a molded nylon black handle.
Wire: 20 AWG 105 x 40 tinned copper PVC insulation .080" O.D.
.025" Square Socket: Part No. 9205-HS. Brass body. Gold-plated beryllium copper spring. Crimp assembly. Covered with black heat shrink.

Part No. **1018**

BNC MALE TO LEAD ONLY, 20 AWG PVC



BNC Male: Tarnish resistant plated brass body and fitting. Male center and outer contacts are silver plated. Connector is housed in a molded nylon black handle.
Wire: 20 AWG 105 x 40 tinned copper PVC insulation .080" O.D.

Part No. **1011-M**

STACKING DOUBLE BANANA PLUG COAXIAL TEST CABLES

COLOR (STANDARD): RED = CENTER BLACK = GROUND

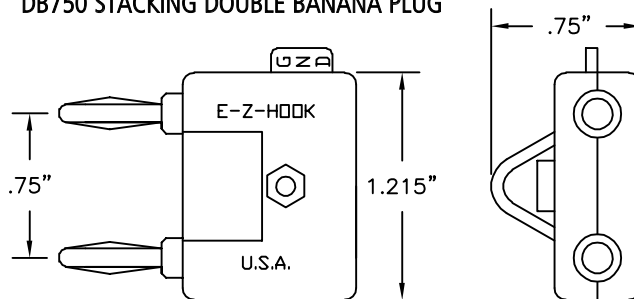
COLOR CODING: The red connector may be replaced with any of the other 9 available colors: black, brown, orange, yellow, green, blue, violet, gray or white. Specify desired color after complete part no. A matching color band will be supplied at the interface end.

CABLE LENGTH: Desired length must be specified in inches to make a complete part number.

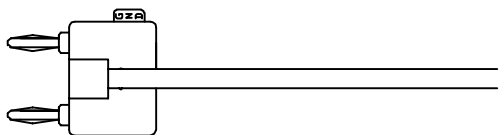
SPECIFY CABLE LENGTH IN INCHES

Inches	Metric	Inches	Metric	Inches	Metric
18"	45cm	30"	75cm	48"	120cm
24"	60cm	36"	90cm	60"	150cm

DB750 STACKING DOUBLE BANANA PLUG



STACKING DOUBLE BANANA PLUG TO CABLE ONLY



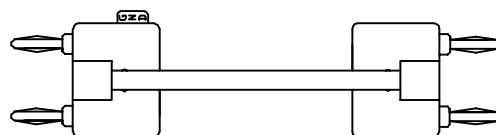
Stacking Double Banana Plug to Cable Only-No Interface

Part No.	Cable	Part No.	Cable
1252-(lgth)	RG58C/U	6252-(lgth)	RG62B/U
2252-(lgth)	MIC	3252-(lgth)	Twst. Pair

STACKING DOUBLE BANANA TO STACKING DOUBLE BANANA

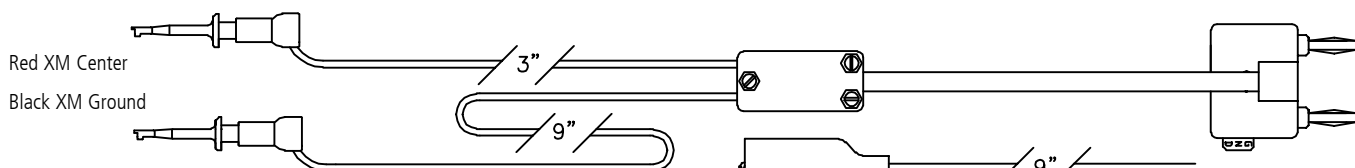
Standard Lengths Available:

6"	15cm	30"	75cm
12"	30cm	36"	90cm
18"	45cm	48"	120cm
24"	60cm	60"	150cm



Part No.	Cable
1056-(length)	RG58C/U
2056-(length)	MIC
3056-(length)	Twisted Pair

MICRO-HOOK XM CABLES



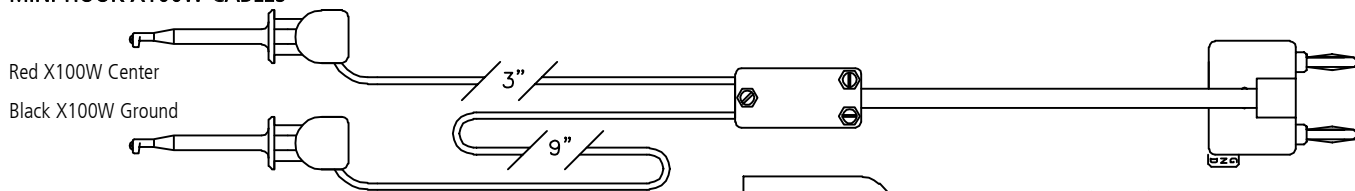
Cable with XM Ground

Part No.	Cable	Center	Ground
1050XM-(lgth)	RG58C/U	XM	XM
2050XM-(lgth)	MIC	XM	XM
3050XM-(lgth)	Twst. Pair	XM	XM
4050XM-(lgth)	RG174U	XM	XM

Cable With Part No. 9275 Miniature Alligator Ground

Part No.	Cable	Center	Ground
1051XM-(lgth)	RG58C/U	XM	Mini Allig.
2051XM-(lgth)	MIC	XM	Mini Allig.
3051XM-(lgth)	Twst. Pair	XM	Mini Allig.
4051XM-(lgth)	RG174U	XM	Mini Allig.

MINI-HOOK X100W CABLES



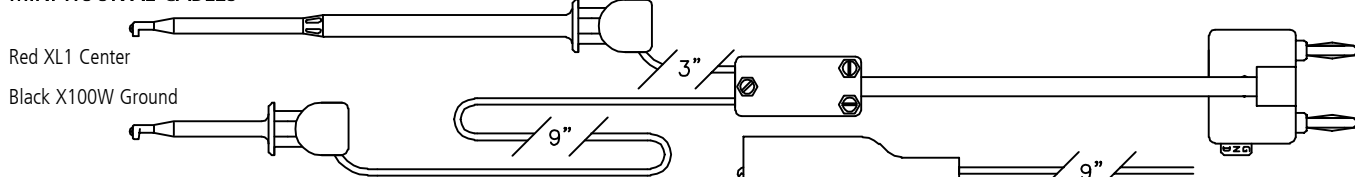
Cable with X100W Ground

Part No.	Cable	Center	Ground
1050-(lgth)	RG58C/U	X100W	X100W
2050-(lgth)	MIC	X100W	X100W
3050-(lgth)	Twst. Pair	X100W	X100W

Cable With Part No. 9274 Standard Alligator Ground

Part No.	Cable	Center	Ground
1051-(lgth)	RG58C/U	X100W	Std. Allig.
2051-(lgth)	MIC	X100W	Std. Allig.
3051-(lgth)	Twst. Pair	X100W	Std. Allig.

MINI-HOOK XL CABLES



Cable with X100W Ground

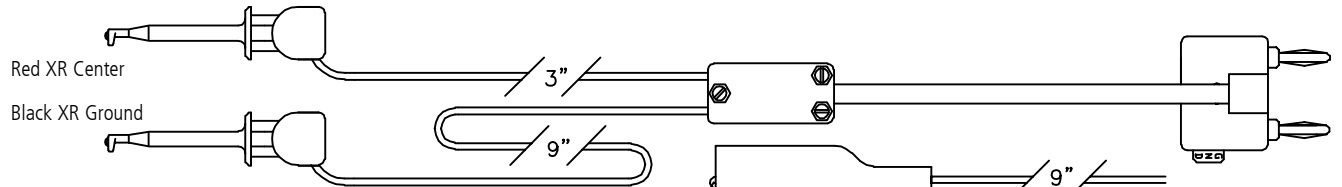
Part No.	Cable	Center	Ground
1050XL1-(lgth)	RG58C/U	XL1	X100W
2050XL1-(lgth)	MIC	XL1	X100W
3050XL1-(lgth)	Twst. Pair	XL1	X100W

Cable With Part No. 9274 Standard Alligator Ground

Part No.	Cable	Center	Ground
1051XL1-(lgth)	RG58C/U	XL1	Std. Allig.
2051XL1-(lgth)	MIC	XL1	Std. Allig.
3051XL1-(lgth)	Twst. Pair	XL1	Std. Allig.

STACKING DOUBLE BANANA PLUG COAXIAL TEST CABLES

MINI-HOOK XR CABLES



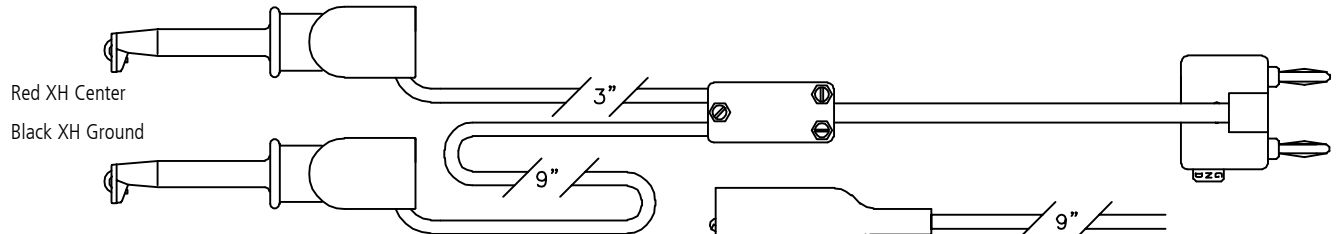
Cable with XR Ground

Part No.	Cable	Center	Ground
1050XR-(lgth)	RG58C/U	XR	XR
2050XR-(lgth)	MIC	XR	XR
3050XR-(lgth)	Twisted Pair	XR	XR

Cable with Part No. 9274 Standard Alligator Ground

Part No.	Cable	Center	Ground
1051XR-(lgth)	RG58C/U	XR	Std. Allig.
2051XR-(lgth)	MIC	XR	Std. Allig.
3051XR-(lgth)	Twisted Pair	XR	Std. Allig.

MACRO-HOOK XH CABLES



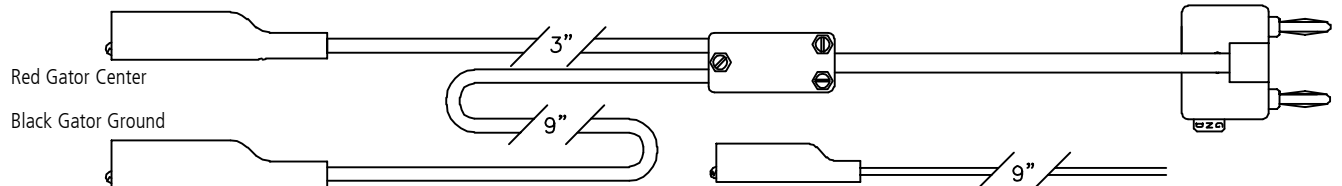
Cable with XH Ground

Part No.	Cable	Center	Ground
1050XH-(lgth)	RG58C/U	XH	XH
2050XH-(lgth)	MIC	XH	XH
3050XH-(lgth)	Twisted Pair	XH	XH

Cable with Part No. 9274 Standard Alligator Ground

Part No.	Cable	Center	Ground
1051XH-(lgth)	RG58C/U	XH	Std. Allig.
2051XH-(lgth)	MIC	XH	Std. Allig.
3051XH-(lgth)	Twisted Pair	XH	Std. Allig.

STANDARD ALLIGATOR CLIP CABLES



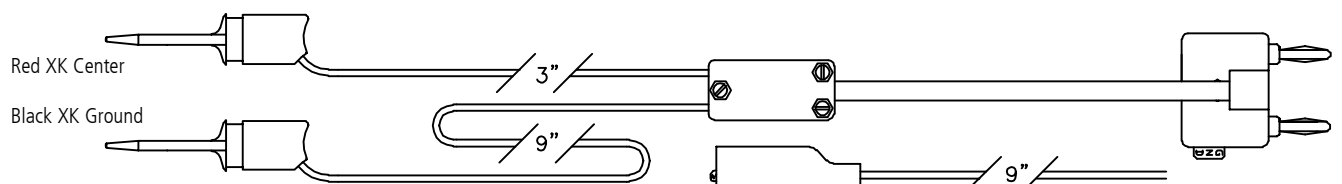
Cable with Part No. 9274 Standard Alligators

Part No.	Cable	Center	Ground
1059-(lgth)	RG58C/U	Std. Allig.	Std. Allig.
2059-(lgth)	MIC	Std. Allig.	Std. Allig.
3059-(lgth)	Twisted Pair	Std. Allig.	Std. Allig.
4059-(lgth)	RG174/U	Std. Allig.	Std. Allig.

Cable with Part No. 9275 Miniature Alligators

Part No.	Cable	Center	Ground
1059M-(lgth)	RG58C/U	Mini Allig.	Mini Allig.
2059M-(lgth)	MIC	Mini Allig.	Mini Allig.
3059M-(lgth)	Twisted Pair	Mini Allig.	Mini Allig.
4059M-(lgth)	RG174/U	Mini Allig.	Mini Allig.

DOUBLE GRIPPER HOOK XK CABLES



Cable with XK Ground

Part No.	Cable	Center	Ground
1050XK-(lgth)	RG58C/U	XK	XK
2050XK-(lgth)	MIC	XK	XK
3050XK-(lgth)	Twisted Pair	XK	XK
4050XK-(lgth)	RG174/U	XK	XK

Cable with Part No. 9275 Miniature Alligator Ground

Part No.	Cable	Center	Ground
1051XK-(lgth)	RG58C/U	XK	Mini Allig.
2051XK-(lgth)	MIC	XK	Mini Allig.
3051XK-(lgth)	Twisted Pair	XK	Mini Allig.
4051XK-(lgth)	RG174/U	XK	Mini Allig.

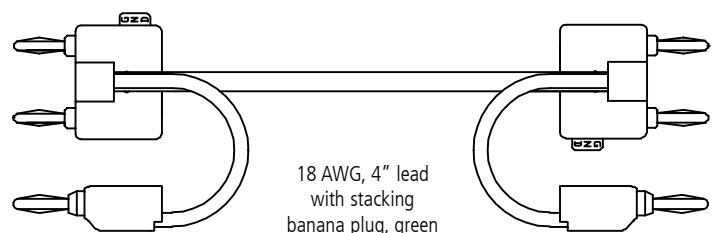
SHIELDED BALANCED LINE, TWO CONDUCTOR

Description: Two (2) stacking double banana plugs with separate shielded leads on single stacking banana plugs (green). See Part No. 9260.

Part No.	Cable
2507-(lgth)	2200 Series

Standard Lengths Available:

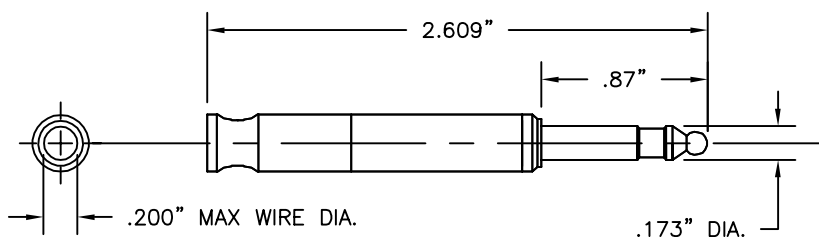
6" 15cm	30" 75cm
12" 30cm	36" 90cm
18" 45cm	48" 120cm
24" 60cm	60" 150cm




BANTAM PHONE PLUG TEST CABLES

Details: The frame is nickel plated machined brass. All internal insulation is injection molded nylon. The handle is a black molded flexible rubber cover. All connections are soldered.

Part No.	Description
9320	Bantam Plug



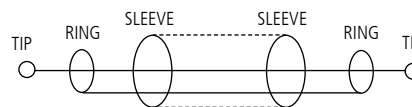
PATCH CORD BANTAM PLUG TO BANTAM PLUG



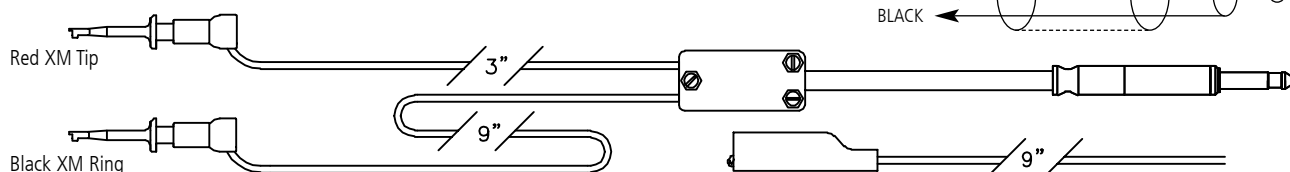
Standard Lengths Available:

Part No.	Cable
2626-(length)	2200 Series

18"	45cm	36"	90cm
24"	60cm	48"	120cm
30"	75cm	60"	150cm



E-Z-MICRO-HOOKS TO BANTAM PHONE PLUG



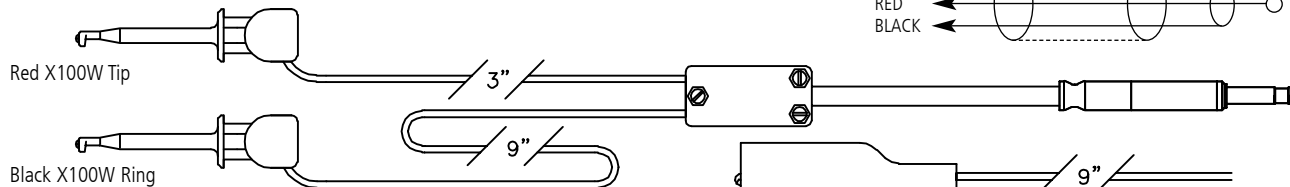
Cable with XM Ring

Part No.	Cable	Tip	Ring
2620XM-(lgth)	2200 Series	XM	XM

Cable With Part No. 9275 Miniature Alligator Ring

Part No.	Cable	Tip	Ring
2621XM-(lgth)	2200 Series	XM	Mini Gator

E-Z-MINI HOOKS TO BANTAM PHONE PLUG



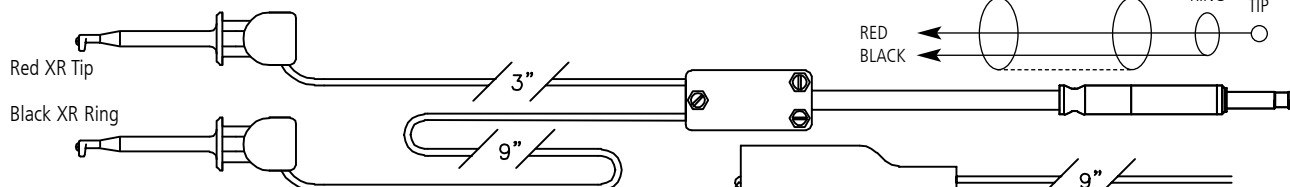
Cable with X100W Ring

Part No.	Cable	Tip	Ring
2620-(lgth)	2200 Series	X100W	X100W

Cable With Part No. 9274 Standard Alligator Ring

Part No.	Cable	Tip	Ring
2621-(lgth)	2200 Series	X100W	Std. Gator

E-Z-MINI XR HOOKS TO BANTAM PHONE PLUG



Cable with XR Ring

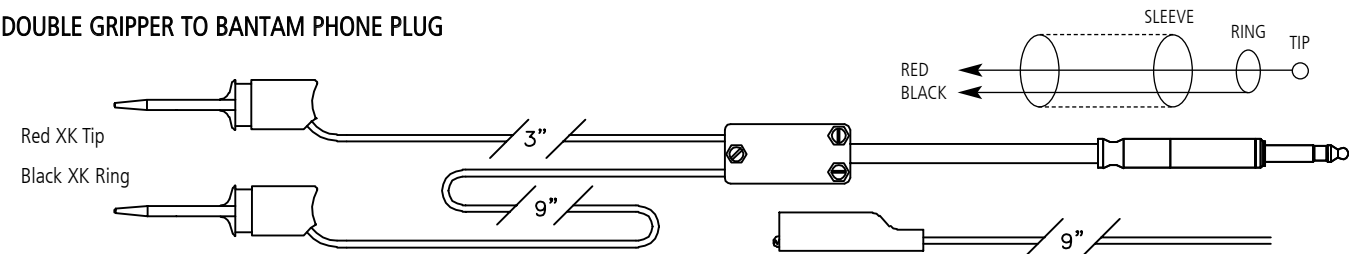
Part No.	Cable	Tip	Ring
2620XR-(lgth)	2200 Series	XR	XR

Cable With Part No. 9274 Standard Alligator Ring

Part No.	Cable	Tip	Ring
2621XR-(lgth)	2200 Series	XR	Std. Gator

BANTAM PHONE PLUG TEST CABLES

DOUBLE GRIPPER TO BANTAM PHONE PLUG



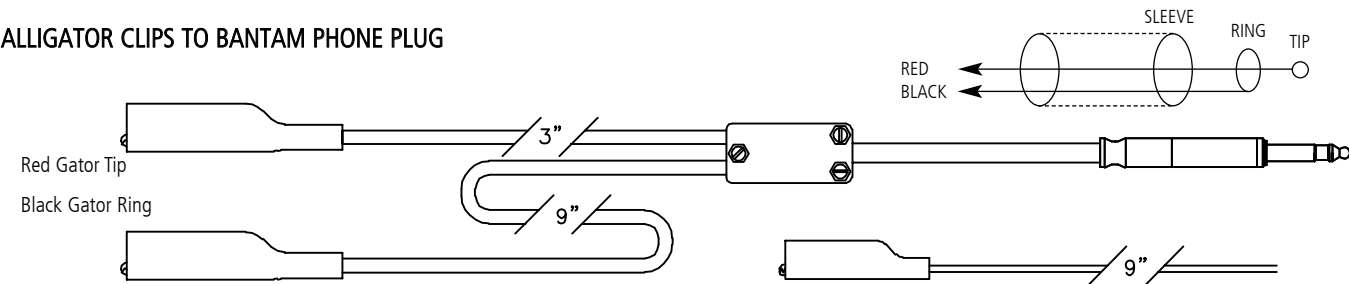
Cable With XK Ring

Part No.	Cable	Tip	Ring
2620XK-(lgth)	2200 Series	XK	XK

Cable With Part No. 9275 Miniature Alligator Ring

Part No.	Cable	Tip	Ring
2621XK-(lgth)	2200 Series	XK	Mini Gator

ALLIGATOR CLIPS TO BANTAM PHONE PLUG



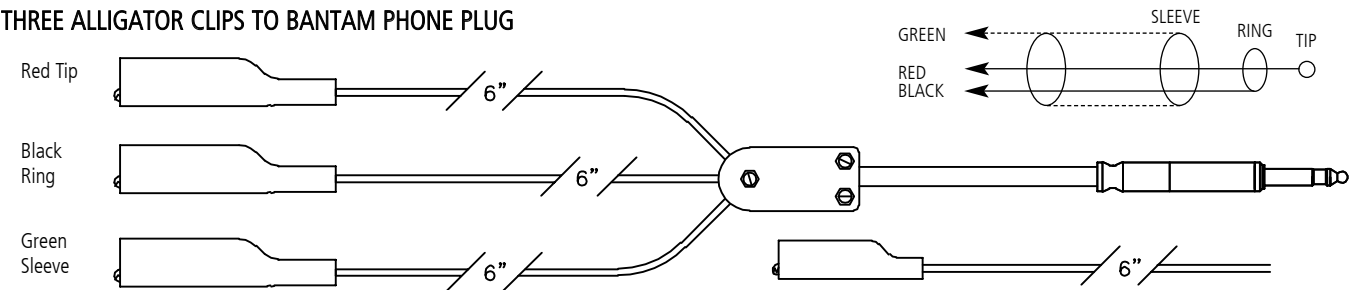
Cable With Part No. 9274 Standard Alligators and 18 AWG Leads

Part No.	Cable	Tip	Ring
2629-(lgth)	2200 Series	Std. Gator	Std. Gator

Cable With Part No. 9275 Miniature Alligator Ring and 20 AWG Leads

Part No.	Cable	Tip	Ring
2629M-(lgth)	2200 Series	Mini Gator	Mini Gator

THREE ALLIGATOR CLIPS TO BANTAM PHONE PLUG




Cable With Part No. 9274 Standard Alligators

Part No.	Cable	Tip	Ring	Sleeve
2628-(lgth)	2200 Series	Std. Gator	Std. Gator	Std. Gator

Cable With Part No. 9275 Miniature Alligators

Part No.	Cable	Tip	Ring	Sleeve
2628M-(lgth)	2200 Series	Mini Gator	Mini Gator	Mini Gator

SHIELDED BALANCE LINE, DOUBLE BANANA PLUGS TO BANTAM PHONE PLUG



Part No.	Cable
2605-(Length)	2200 Series

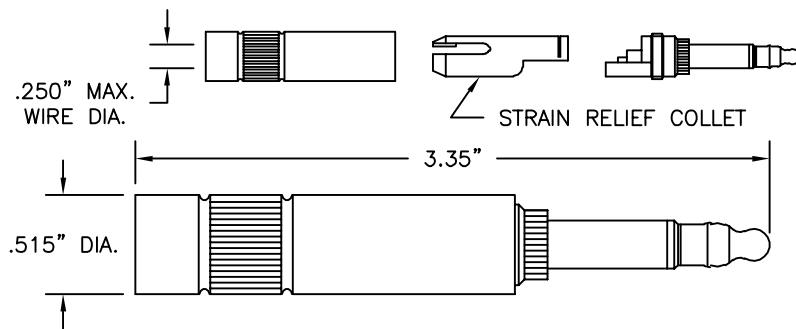
Standard Lengths Available:

18"	45cm	36"	90cm
24"	60cm	48"	120cm
30"	75cm	60"	150cm

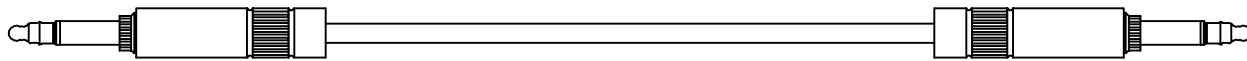
1/4" PHONE PLUG (WE-310 / PJ051) TEST CABLES

Details: 1/4" Phone Plug is a functional equivalent to both the WE-310 and PJ-051. Frame is machined brass. All internal insulation is injection molded nylon. A red or black zinc die cast handle is also part of a chuck-type strain-relief clamp that accepts cables from .100" to .280" in diameter. Internal connections are soldered.

Part No.	Description
9322-(color)	Phone Plug



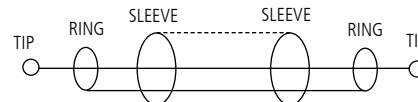
PATCH CORD WE-310 PHONE PLUG EACH END (PJ-051 Equivalent)



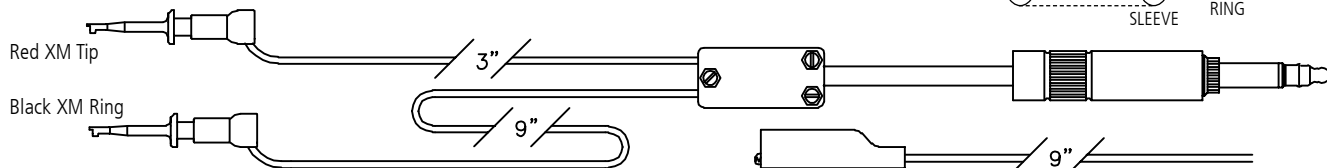
Standard Lengths Available:

Part No.	Cable
2502-(lgth)	2100 Series

18"	45cm	36"	90cm
24"	60cm	48"	120cm
30"	75cm	60"	150cm



E-Z-MICRO-HOOKS TO WE-310 PHONE PLUG (PJ-051 EQUIVALENT)



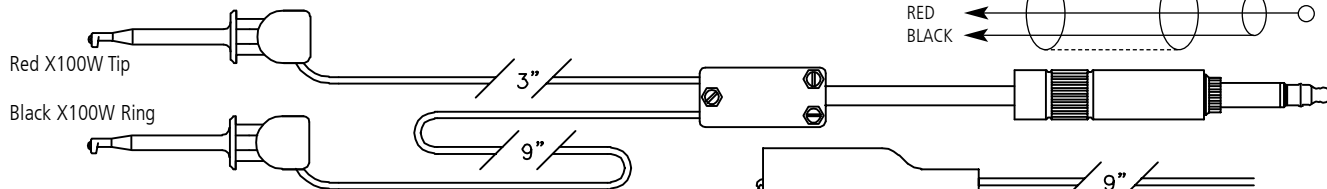
Cable with XM Ring

Part No.	Cable	Tip	Ring
2520XM-(lgth)	2100 Series	X100W	X100W
3020XM-(lgth)	Twisted Pair	X100W	X100W

Cable with Part No. 9275 Miniature Alligator Ring

Part No.	Cable	Tip	Ring
2521XM-(lgth)	2100 Series	XM	Mini Gator
3021XM-(lgth)	Twisted Pair	XM	Mini Gator

E-Z MINI HOOKS TO WE-310 PHONE PLUG (PJ-051 EQUIVALENT)



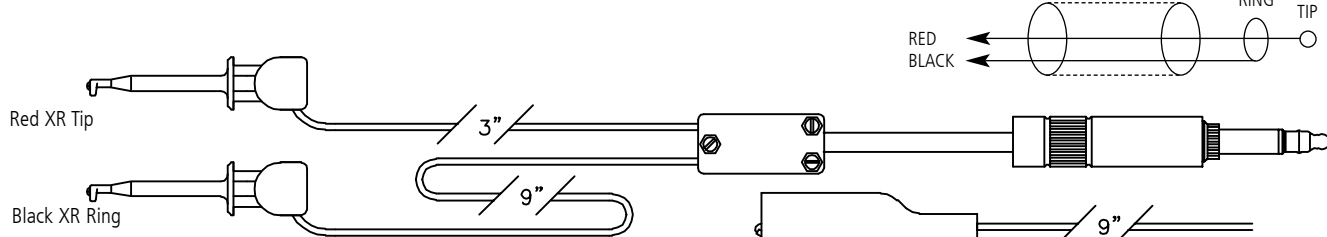
Cable with X100W Ring

Part No.	Cable	Tip	Ring
2520-(lgth)	2100 Series	X100W	X100W
3020-(lgth)	Twisted Pair	X100W	X100W

Cable with Part No. 9274 Standard Alligator Ring

Part No.	Cable	Tip	Ring
2521-(lgth)	2100 Series	X100W	Std. Gator
3021-(lgth)	Twisted Pair	X100W	Std. Gator

E-Z MINI XR HOOKS TO WE-310 PHONE PLUG (PJ-051 EQUIVALENT)



Cable with XR Ring

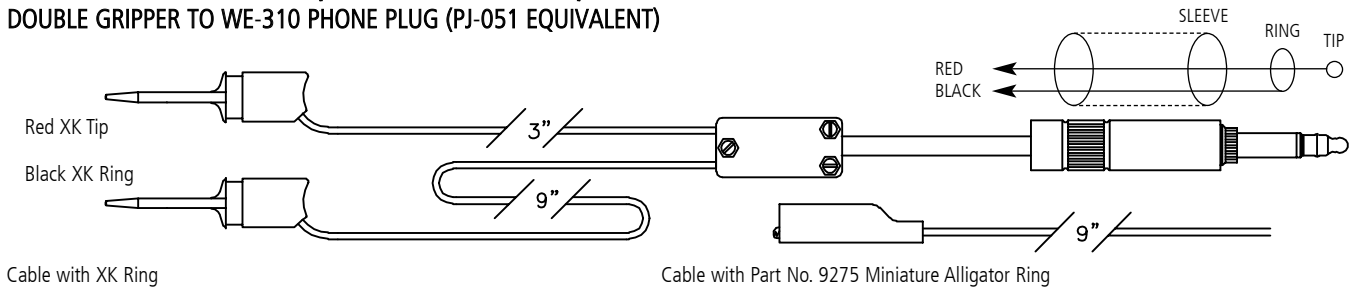
Part No.	Cable	Tip	Ring
2520XR-(lgth)	2100 Series	XR	XR
3020XR-(lgth)	Twisted Pair	XR	XR

Cable with Part No. 9274 Standard Alligator Ring

Part No.	Cable	Tip	Ring
2521XR-(lgth)	2100 Series	XR	Std. Gator
3021XR-(lgth)	Twisted Pair	XR	Std. Gator

1/4" PHONE PLUG (WE-310 / PJ051) TEST CABLES

DOUBLE GRIPPER TO WE-310 PHONE PLUG (PJ-051 EQUIVALENT)



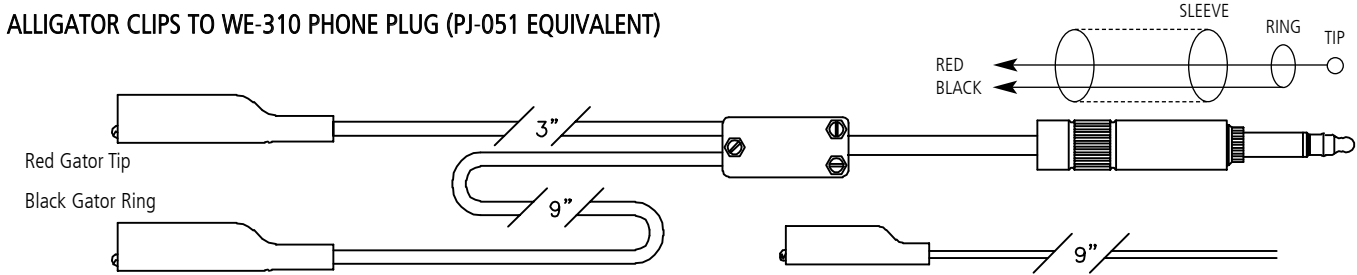
Cable with XK Ring

Part No.	Cable	Tip	Ring
2520 XK-(lgth)	2100 Series	XK	XK
3020 XK-(lgth)	Twisted Pair	XK	XK

Cable with Part No. 9275 Miniature Alligator Ring

Part No.	Cable	Tip	Ring
2521 XK-(lgth)	2100 Series	XK	Mini Gator
3021 XK-(lgth)	Twisted Pair	XK	Mini Gator

ALLIGATOR CLIPS TO WE-310 PHONE PLUG (PJ-051 EQUIVALENT)



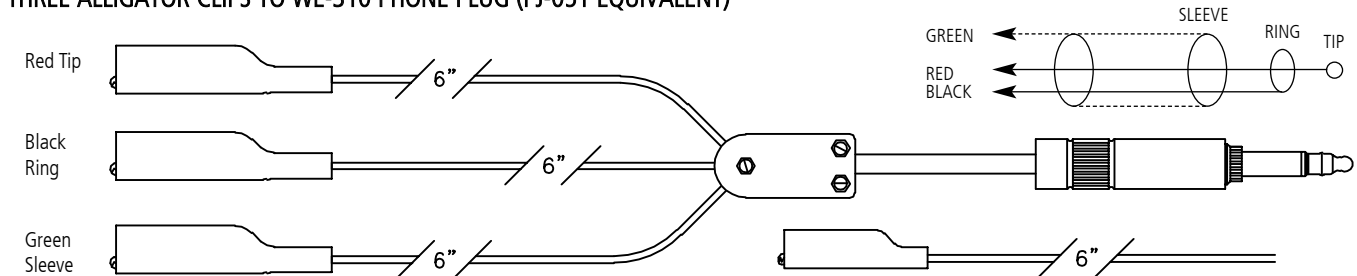
Cable with Part No. 9274 Standard Alligators and 18 AWG Leads

Part No.	Cable	Tip	Ring
2529-(lgth)	2100 Series	Std. Gator	Std. Gator
3029-(lgth)	Twisted Pair	Std. Gator	Std. Gator

Cable with Part No. 9275 Miniature Alligator Ring and 20 AWG Leads

Part No.	Cable	Tip	Ring
2529 M-(lgth)	2100 Series	Mini Gator	Mini Gator
3029 M-(lgth)	Twisted Pair	Mini Gator	Mini Gator

THREE ALLIGATOR CLIPS TO WE-310 PHONE PLUG (PJ-051 EQUIVALENT)




Cable with Part No. 9274 Standard Alligators

Part No.	Cable	Tip	Ring	Sleeve
2528-(lgth)	2100 Series	Std. Gator	Std. Gator	Std. Gator

Cable with Part No. 9275 Miniature Alligators

Part No.	Cable	Tip	Ring	Sleeve
2528 M-(lgth)	2100 Series	Mini Gator	Mini Gator	Mini Gator

SHIELDED BALANCE LINE, DOUBLE BANANA PLUGS TO WE-310 PHONE PLUG (PJ-051 EQUIVALENT)



18 AWG
4" Lead Green

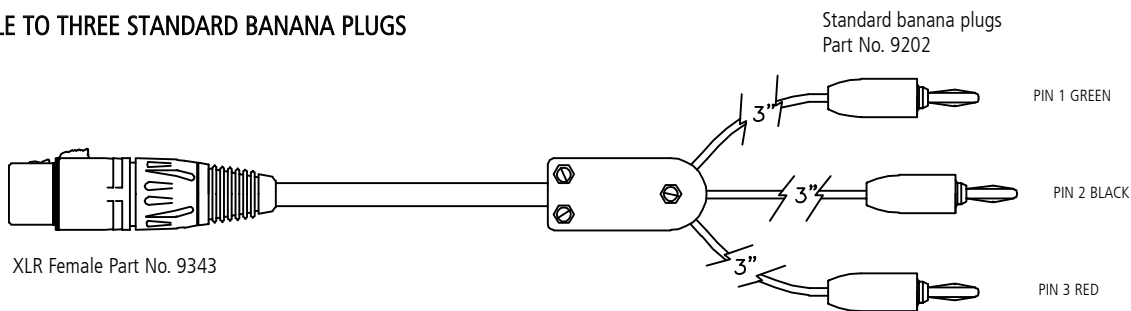
Standard Lengths Available:

Part No.	Cable
2503-(lgth)	2200 Series

18"	45cm	36"	90cm
24"	60cm	48"	120cm
30"	75cm	60"	150cm

E-Z-HOOK XLR TEST CABLES

XLR FEMALE TO THREE STANDARD BANANA PLUGS

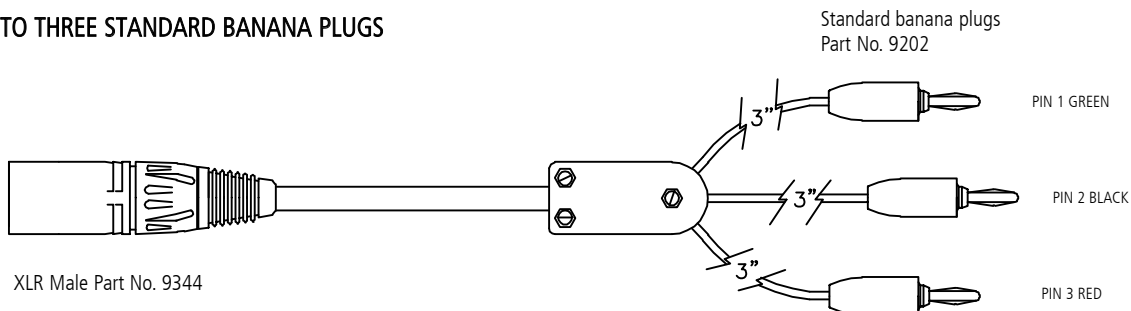


Standard Lengths Available:

Part No.	Cable
5023F -(length)	5000 Series

18"	45cm	36"	90cm
24"	60cm	48"	120cm
30"	75cm	60"	150cm

XLR MALE TO THREE STANDARD BANANA PLUGS

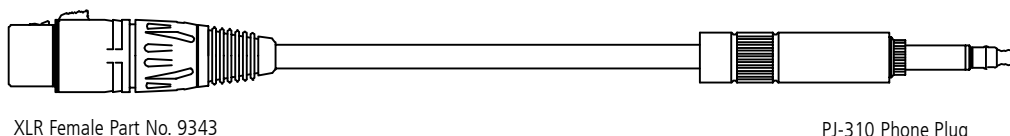


Standard Lengths Available:

Part No.	Cable
5023 -(length)	5000 Series

18"	45cm	36"	90cm
24"	60cm	48"	120cm
30"	75cm	60"	150cm

XLR FEMALE TO PJ-310 PHONE PLUG

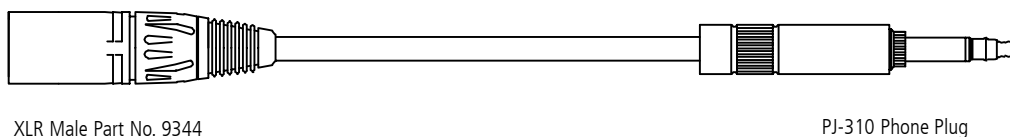


Standard Lengths Available:

Part No.	Cable
5005F -(length)	5000 Series

18"	45cm	36"	90cm
24"	60cm	48"	120cm
30"	75cm	60"	150cm

XLR MALE TO PJ-310 PHONE PLUG



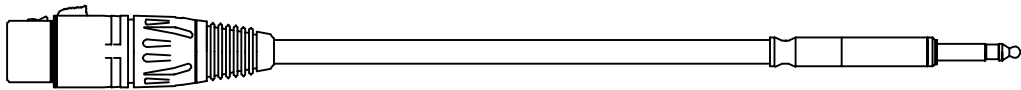
Standard Lengths Available:

Part No.	Cable
5005 -(length)	5000 Series

18"	45cm	36"	90cm
24"	60cm	48"	120cm
30"	75cm	60"	150cm

E-Z-HOOK XLR TEST CABLES

XLR FEMALE TO BANTAM PHONE PLUG



XLR Female Part No. 9343

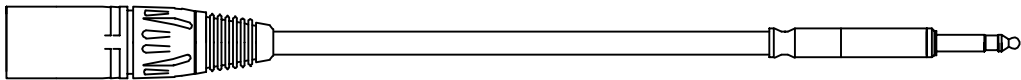
Bantam Plug Part No. 9320

Standard Lengths Available:

Part No.	Cable
5003F -(length)	5000 Series

18"	45cm	36"	90cm
24"	60cm	48"	120cm
30"	75cm	60"	150cm

XLR MALE TO BANTAM PHONE PLUG



XLR Male Part No. 9344

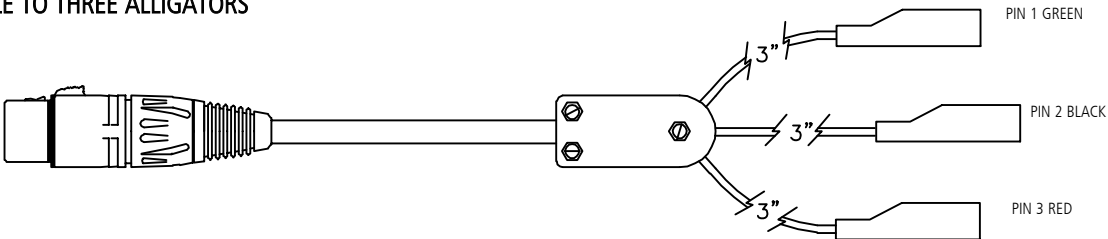
Bantam Plug Part No. 9320

Standard Lengths Available:

Part No.	Cable
5003 -(length)	5000 Series

18"	45cm	36"	90cm
24"	60cm	48"	120cm
30"	75cm	60"	150cm

XLR FEMALE TO THREE ALLIGATORS



XLR Female Part No. 9343

Standard Lengths Available:

Cable with Standard Alligators Part No. 9274

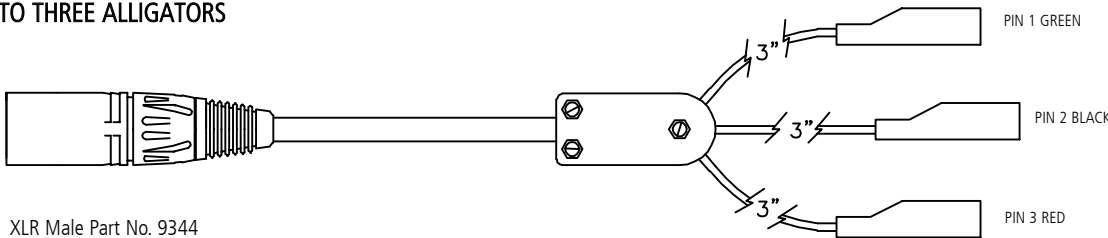
Part No.	Cable
5028F -(length)	5000 Series

18"	45cm	36"	90cm
24"	60cm	48"	120cm
30"	75cm	60"	150cm

Cable with Miniature Alligators Part No. 9275

Part No.	Cable
5028FM -(length)	5000 Series

XLR MALE TO THREE ALLIGATORS



XLR Male Part No. 9344

Standard Lengths Available:

Cable with Standard Alligators Part No. 9274

Part No.	Cable
5028 -(length)	5000 Series

18"	45cm	36"	90cm
24"	60cm	48"	120cm
30"	75cm	60"	150cm

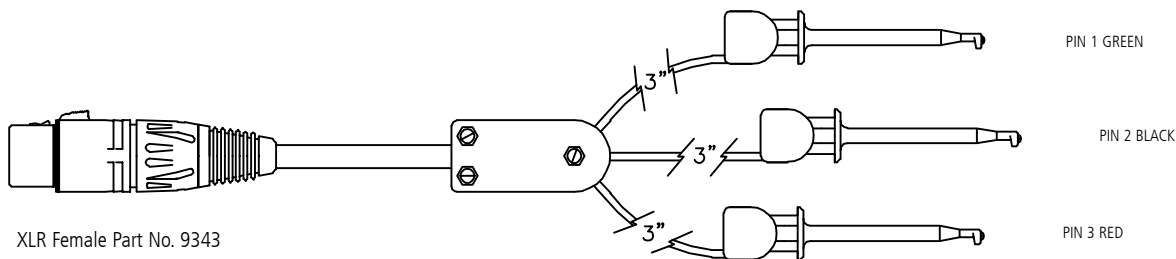
Cable with Miniature Alligators Part No. 9275

Part No.	Cable
5028M -(length)	5000 Series

E-Z-HOOK XLR TEST CABLES

XLR FEMALE TO THREE MINI HOOKS

Mini-Hooks Part No. X100W



XLR Female Part No. 9343

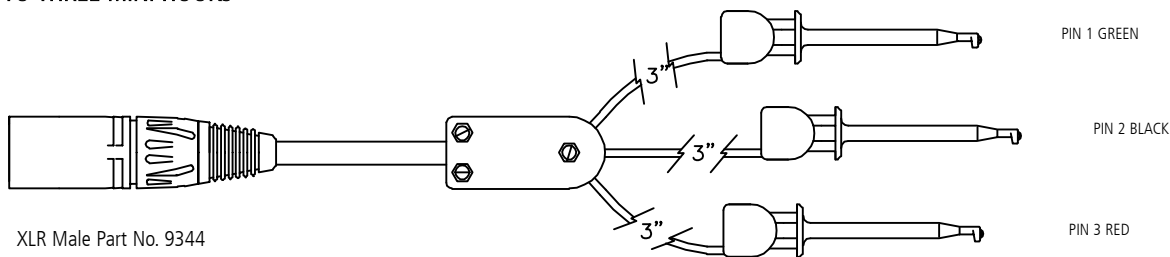
Standard Lengths Available:

Part No.	Cable
5020F -(length)	5000 Series

18"	45cm	36"	90cm
24"	60cm	48"	120cm
30"	75cm	60"	150cm

XLR MALE TO THREE MINI HOOKS

Mini-Hooks Part No. X100W



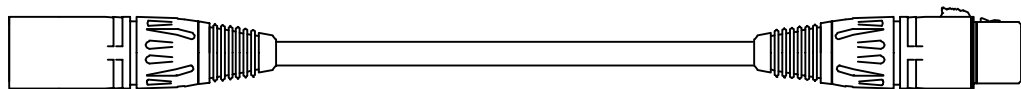
XLR Male Part No. 9344

Standard Lengths Available:

Part No.	Cable
5020 -(length)	5000 Series

18"	45cm	36"	90cm
24"	60cm	48"	120cm
30"	75cm	60"	150cm

XLR MALE TO XLR FEMALE



XLR Male Part No. 9344

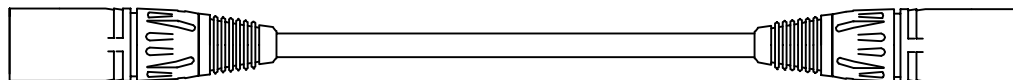
XLR Female Part No. 9343

Standard Lengths Available:

Part No.	Cable
5025 -(length)	5000 Series

18"	45cm	36"	90cm
24"	60cm	48"	120cm
30"	75cm	60"	150cm

XLR MALE TO XLR MALE



XLR Male Part No. 9344

XLR Male Part No. 9344

Standard Lengths Available:

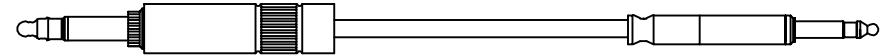
Part No.	Cable
5026 -(length)	5000 Series

18"	45cm	36"	90cm
24"	60cm	48"	120cm
30"	75cm	60"	150cm

CABLE ASSEMBLIES BETWEEN SERIES

WE 310 (PJ-051) PHONE PLUG TO BANTAM PLUG

Part No.	Cable Type
2603 -(length)	2200 Series

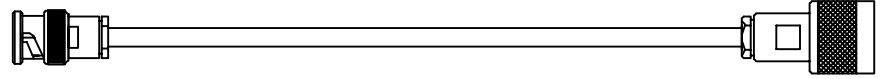


WE-310 Phone Plug: See Part No. 9322
Bantam Plug: See Part No. 9320

No sleeve connection
on twisted pair.

BNC MALE TO TYPE "N" MALE

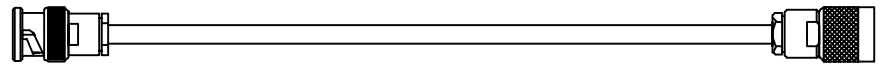
Part No.	Cable Type
1327 -(length)	RG 58 C/U



"N" Series Male Connector: See Part No. 8918
BNC Male Connector: See Part No. 8920

BNC MALE TO TNC MALE

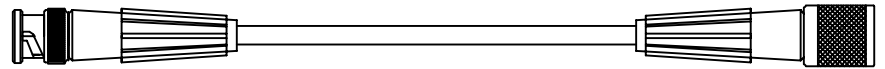
Part No.	Cable Type
1357 -(length)	RG 58 C/U



TNC Male Connector: See Part No. 8904
BNC Male Connector: See Part No. 8920

BNC MALE TO UHF MALE WITH STRAIN RELIEF BOOTS

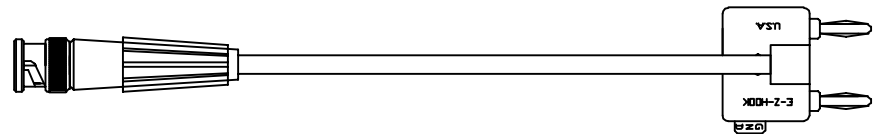
Part No.	Cable Type
1027 -(length)	RG 58 C/U



BNC Male Connector: See Part No. 8901
UHF Male Connector: See Part No. 8911

BNC MALE WITH STRAIN RELIEF BOOT TO STACKING STANDARD DOUBLE BANANA PLUG

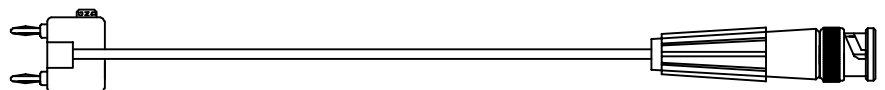
Part No.	Cable Type
1028 -(length)	RG 58 C/U
4028 -(length)	RG 174/U
2028 -(length)	MIC



Stacking Standard Double Banana Plug: See Part No. DB-750
BNC Male Connector: See Part No. 8901

STACKING MINIATURE DOUBLE BANANA PLUG TO BNC MALE WITH STRAIN RELIEF BOOT

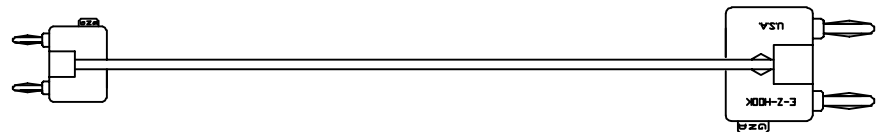
Part No.	Cable Type
4028M -(length)	RG 174/U



Stacking Miniature Double Banana Plug: See Part No. DB-500
BNC Male Connector: See Part No. 8905

STACKING MINIATURE DOUBLE BANANA PLUG TO STACKING STANDARD DOUBLE BANANA PLUG

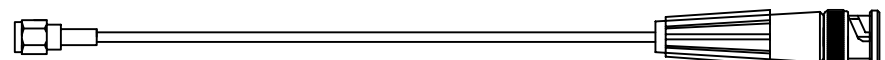
Part No.	Cable Type
4058 -(length)	RG 174/U



Stacking Standard Double Banana Plug: See Part No. DB-750
Stacking Miniature Double Banana Plug: See Part No. DB-500

SMA MALE TO BNC MALE WITH STRAIN RELIEF BOOT

Part No.	Cable Type
4527 -(length)	RG 174/U

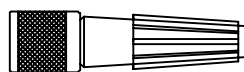


BNC Male Connector: See Part No. 8905
SMA Male Connector: See Part No. 8921

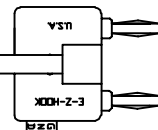
CABLE ASSEMBLIES BETWEEN SERIES

UHF MALE WITH STRAIN RELIEF BOOT TO STACKING STANDARD DOUBLE BANANA PLUG

Part No.	Cable Type
1037 -(length)	RG 58 C/U

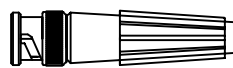


Stacking Standard Double Banana Plug: See Part No. DB-750
UHF Male Connector: See Part No. 8911



BNC MALE TO "N" MALE, CRIMP STYLE

Part No.	Cable Type
1312 -(length)	RG 58 C/U



BNC Male Connector: See Part No. 8901
"N" Series Male Connector: See Part No. 8930




TNC TO BANTAM

Part No.	Cable Type
1319 -(length)	RG 58 C/U



Bantam Plug: See Part No. 9320
TNC Male Connector: See Part No. 8904



SMA FEMALE TO BNC MALE

Part No.	Cable Type
4528 -(length)	RG 174/U



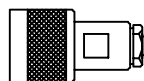
SMA Female Connector: See Part No. 8922
BNC Male Connector: See Part No. 8905



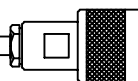
"N" SERIES CABLE ASSEMBLIES

"N" SERIES MALE TO MALE

Part No.	Cable Type
1326 -(length)	RG 58 C/U
1136 -(length)	RG 142 B/U

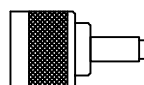


"N" Series Male Connector: See Part No. 8918. Conventional construction.

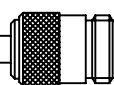


"N" SERIES MALE TO "N" SERIES FEMALE

Part No.	Cable Type
1325 -(length)	RG 58 C/U

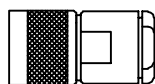


"N" Series Male Connector: See Part No. 8930
"N" Series Female Connector: Part No. 8919. Crimp assembly brass housing and fittings. Tri-Metal tarnish resistant plated teflon insulator. Beryllium copper center contact silver plated.

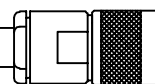


"N" SERIES MALE TO MALE

Part No.	Cable Type
6126 -(length)	RG 213/U
6156 -(length)	RG 214/U

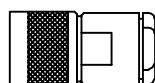


"N" Series Male Connector: See Part No. 8923. Conventional construction.

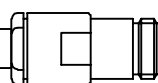


"N" SERIES MALE TO "N" SERIES FEMALE

Part No.	Cable Type
6125 -(length)	RG 213/U
6155 -(length)	RG 214/U

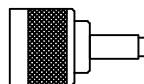


"N" Series Male Connector: See Part No. 8923. Conventional construction.
"N" Series Female Connector: See Part No. 8924.



"N" SERIES MALE TO MALE, CRIMP STYLE

Part No.	Cable Type
1311 -(length)	RG 58 C/U



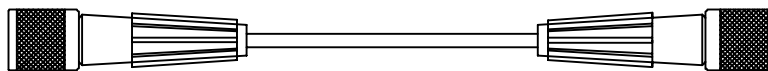
"N" Series Male Connector: See Part No. 8930. Crimp Assembly.



ASSORTED CABLE ASSEMBLIES

UHF MALE TO UHF MALE WITH STRAIN RELIEF BOOTS


Part No.	Cable Type
1036 -(length)	RG 58 C/U



UHF Male Connector: See Part No. 8911B

LOC MALE TO LOC MALE WITH WEATHER PROOF SLEEVES

Part No.	Cable Type
4326 -(length)	RG 174/U




LOC Male Connector: See Part No. 8931

VIDEO PATCH CORD JUMPERS WITH FLEXIBLE RUBBER STRAIN RELIEF BOOT

No. with .090" WE Type Pin	
Part No.	Cable Type
7583 -(length)	RG 59/U

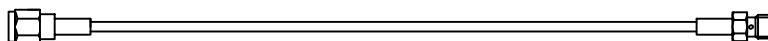
Wire Length	
Inches	Metric Equiv.
36	90cm
72	183cm
108	274cm
144	372cm



Connector with flexible strain relief boot.

SMA MALE TO SMA FEMALE

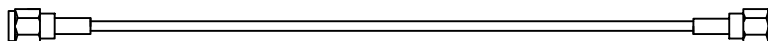
Part No.	Cable Type
4525 -(length)	RG 174/U
4155 -(length)	RG 316/U



SMA Male Connector: See Part No. 8921
SMA Female Connector: See Part No. 8922

SMA MALE TO SMA MALE


Part No.	Cable Type
4526 -(length)	RG 174/U
4156 -(length)	RG 316/U



SMA Male Connector: See Part No. 8921

SMA FEMALE TO SMA FEMALE


Part No.	Cable Type
4524 -(length)	RG 174/U



SMA Female Connector: See Part No. 8922

TNC MALE TO TNC MALE


Part No.	Cable Type
1356 -(length)	RG 58 C/U
1156 -(length)	RG 142 B/U



TNC Male Connector: See Part No. 8904

TNC MALE TO TNC FEMALE

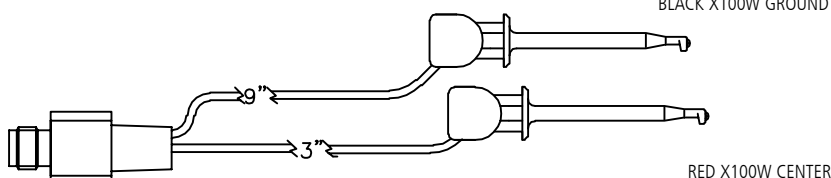
Part No.	Cable Type
1355 -(length)	RG 58 C/U
1155 -(length)	RG 142 B/U



TNC Male Connector: See Part No. 8904
TNC Female Connector: See Part No. 8917

TNC FEMALE TO E-Z-MINI HOOK ADAPTER

Part No.	Cable Type
1301 -(length)	500 Series



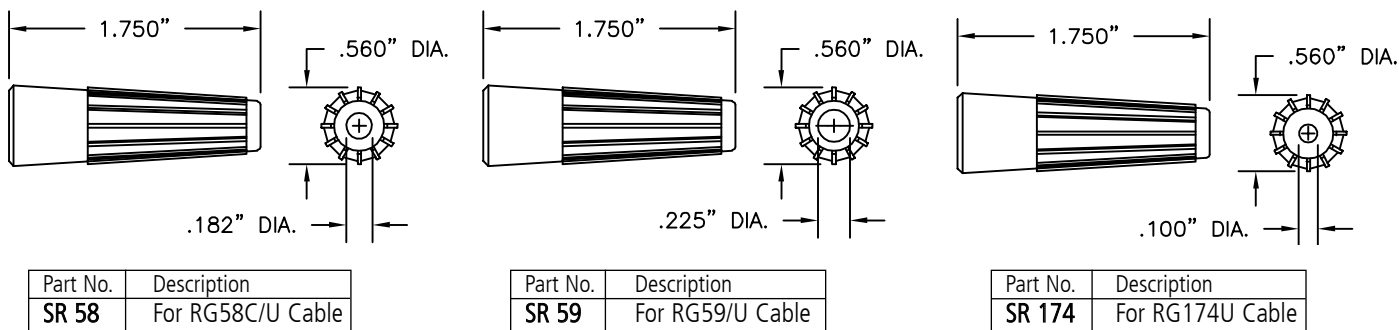
TNC Female Connector: See Part No. 9317
E-Z-Mini Hook: See Part No. X100W

Wire: 20AWG 105x40 Tinned Copper, PVC Insulation .080" O.D.

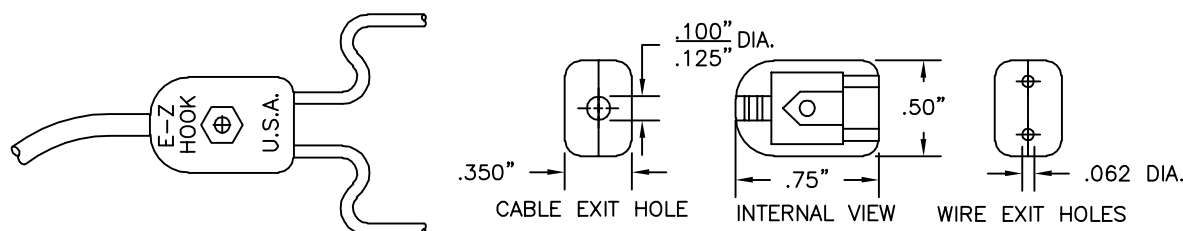
ACCESSORIES

STRAIN RELIEF BOOTS FOR COAXIAL CONNECTORS

Construction: Molded of PVC.
Color: Available in 10 standard colors.



PART NO. Y3000 IN-LINE Y BLOCK FOR MINIATURE CABLE



Part No.	Description
Y3000	Y Block for Miniature Cable

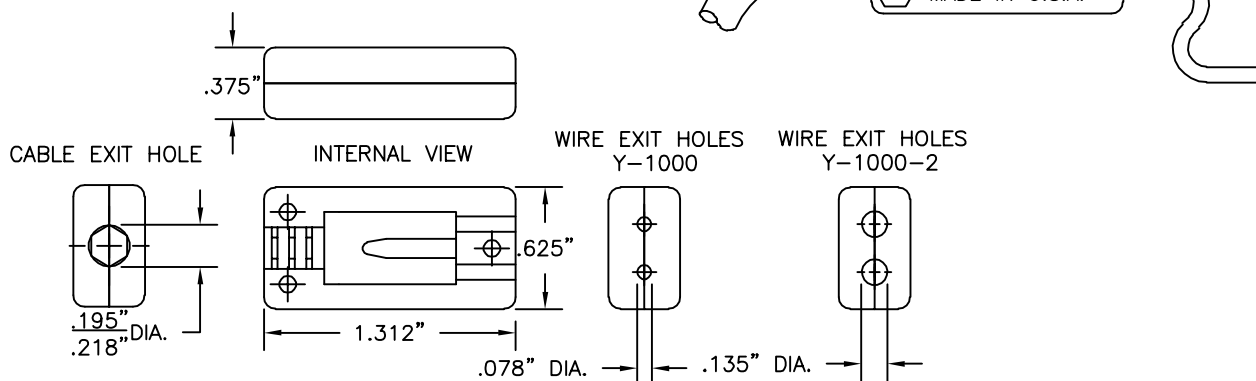
Insulated housing for Y splicing on RG 174/U cable. Cable entrance hole has built-in strain relief. Two .070" (1.78mm) diameter lead exit holes accommodate 22 or 20 AWG insulated lead wire.

Construction: Two-piece body molded of durable nylon. Completely field serviceable.

Color: Black.

PART NO. Y 1000 AND Y1000-2 IN-LINE Y BLOCK FOR STANDARD SIZE CABLES

Part No.	Description
Y1000	Y Block for Standard Cable
Y1000-2	Y Block for Large Cable



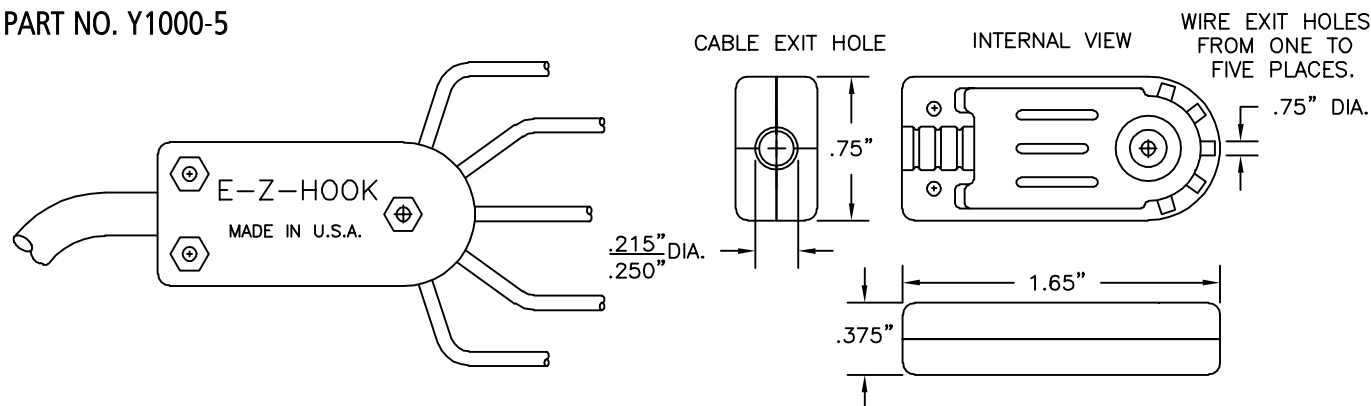
Model Y1000 Insulated housing for Y splicing, has built-in strain relief. RG58C/U cable may be adapted to various size cables. Two .070" (1.78mm) diameter lead exit holes accommodate 22 or 20 AWG insulated lead wire.

Model Y1000-2 has two .144" (3.58mm) diameter lead exit holes to accommodate most 14-18 AWG insulated lead wire.

Construction: Two-piece body molded of durable nylon. Completely field serviceable.

Color: Black

ACCESSORIES
PART NO. Y1000-5



Model Y1000-5 insulated housing for Y splicing, has built-in strain relief. .215"/.250" diameter cable may be adapted to various size cables. One to five outlets .070"/.080" diameter lead exit holes accommodate 22 or 20 AWG insulated lead wire.
Construction: Two-piece body molded of durable nylon. Completely field serviceable.
Color: Black.

TEST CABLE WALL BRACKETS

Sturdy wall-mount brackets with deep slots hold test leads and cables for easy selection.

Part No.	Description
WB6	6-Slot Wall Bracket

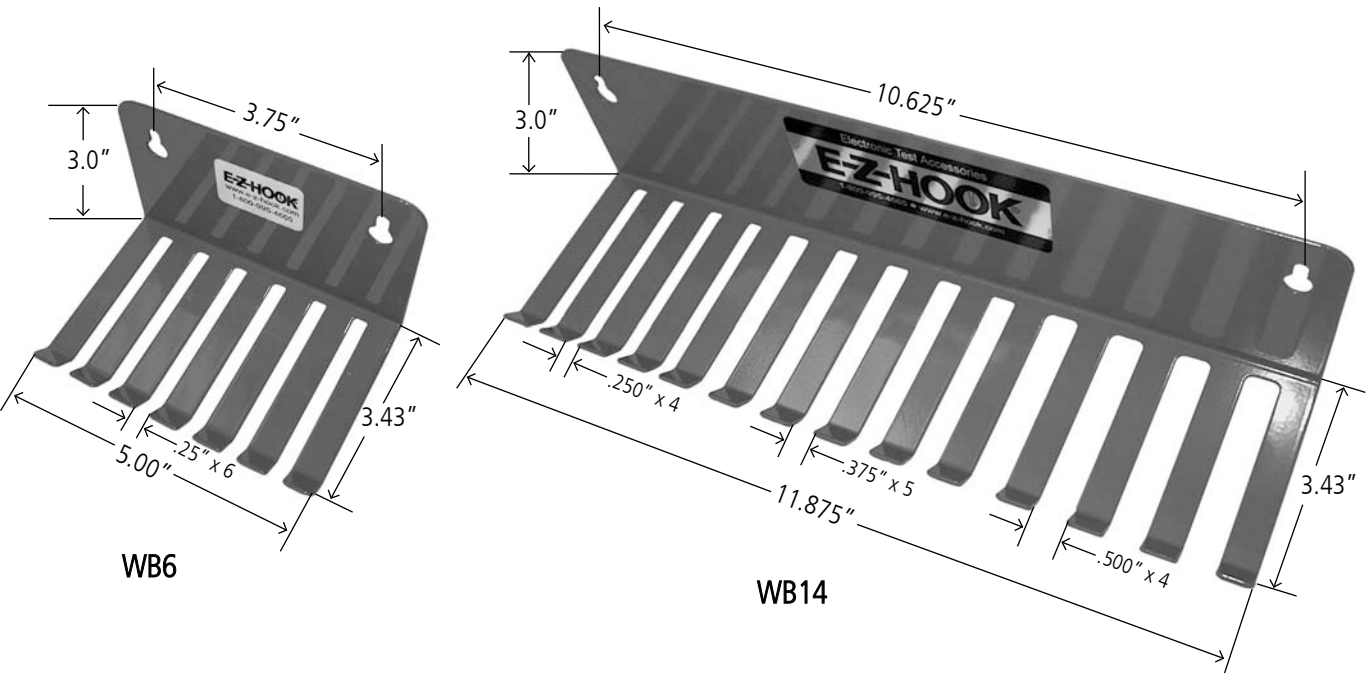
Small six-slot wall bracket for holding test leads and cables.
Color: Blue

WB6 Dimensions:
3.00" High x 5.00" Wide
Fingers protrude 3.43"
Slots are .25" wide
Mounting holes are on 3.75" centers

Part No.	Description
WB14	13-Slot Wall Bracket

Large 13-slot wall bracket for holding test leads and cables. Three distinct slot widths for various gauge cables.
Color: Blue

WB14 Dimensions:
3.00" High x 11.875" Wide
Fingers protrude 3.43"
4 slots are .25" wide, 5 slots are .375" wide, and 4 slots are .500" wide
Mounting holes are on 10.625" centers



COLOR-CODING BANDS

Package of 10 or 100 snap-on bands for color-coding coaxial cables. Available in 3 sizes to fit RG174/U cable (.100" (2.54mm) I.D.), RG58C/U cable (.187" (4.7mm) I.D.), and RG59/U cable (.218" (5.5mm) I.D.).
Color: Available in 10 Colors.



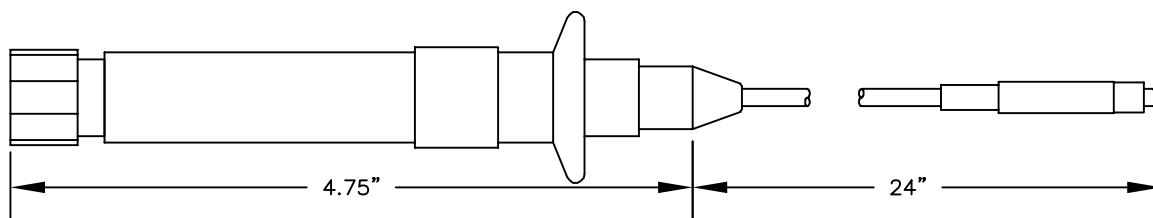
Part No.	Description
M-100-(color)	For RG174/U Cable

Part No.	Description
M-187-(color)	For RG58C/U Cable

Part No.	Description
M-218-(color)	For RG59C/U Cable

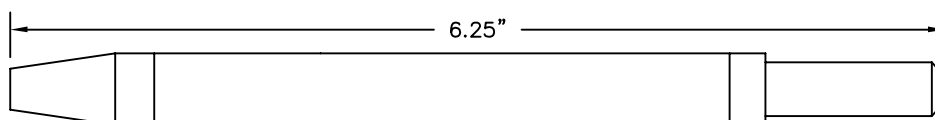
ACCESSORIES

E-Z-LIGHT



Part No.	Description	
SNS-24	E-Z-Light	Fully insulated flexible inspection light for visibility in hard to reach and see areas. Length: 24 inches.

VACUUM HANDLING TOOL



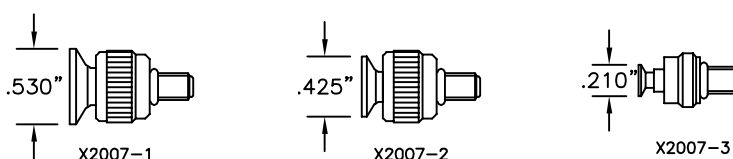
Part Number	Description
X2007	Vacuum Pen with Three Cups
X2007-1	.530" Diameter Cup
X2007-2	.425" Diameter Cup
X2007-3	.210" Diameter Cup

Features:

- Three different cup sizes included with handle .530" diameter, .425" diameter .210" diameter
- Eliminates need to touch fragile QFP and SOIC packages.
- ESD safe.
- Pick-up weight of 100 grams.

Vacuum Handling Tool:

This tool allows you to pick and place fine pitch devices with out having to touch them directly by using vacuum pressure to hold the IC to the end of the tool. Choose one of three suction cups that best suit the size IC you are working with. Place the tool, press the plunger down and release. Once installed the device can be moved without fear from bending leads or static electricity damage.



PLCC EXTRACTION TOOL

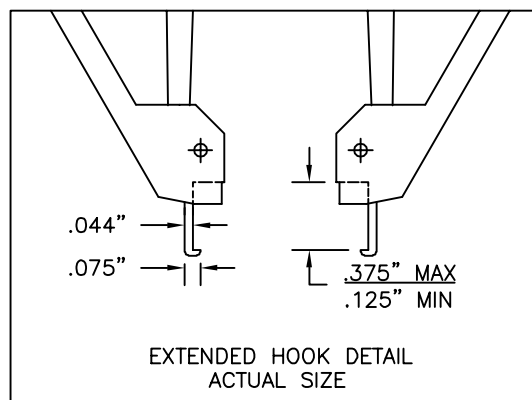
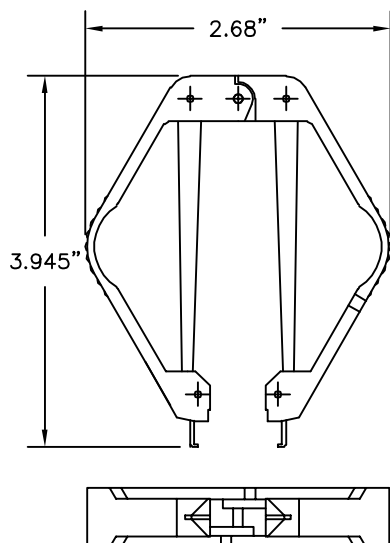
Part Number	Description
X2006	Extraction Tool

Construction: Two molded nylon finger and thumb pinchers with nickel plated steel extractor hooks.

Colors: Available in black only.

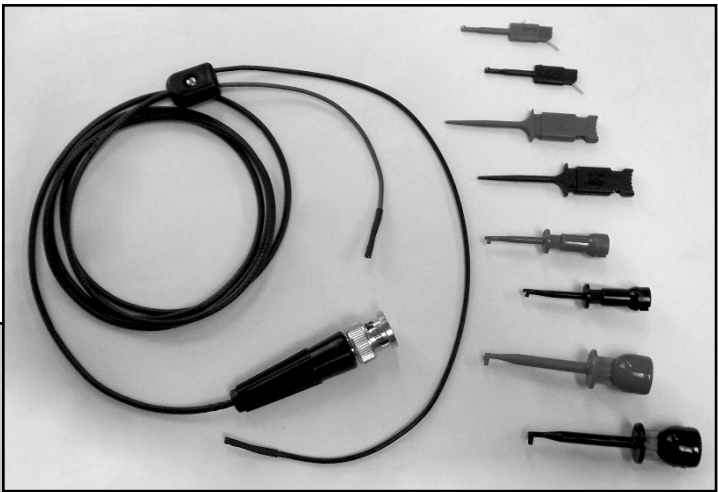
Features:

- Tool is used to extract PLCC packages from their production sockets.
- Utilizes the two corners of a production socket for extracting a PLCC.
- Straight pull prevents bending or breaking of leads.
- Tool will work on PLCC packages with 20, 28, 32, 44, 52, 68, 84, and 100 pin count.



E-Z-HOOK TEST KITS

E-Z-Hook offers an assortment of kits and test lead sets. All test components come in one package for ease of use and organization. Preassembled kits and custom kits are available. Please contact us directly if you are interested in purchasing a custom kit. At E-Z-Hook, custom is standard.



BUILD YOUR OWN KIT!
Select your own kit components, or choose from one of our preassembled test kits.

KITS

The following banana plugs and sockets are available with kits 3508, 3509, 3510, 3512, an 3515. Please refer to each individual kit part number chart for ordering information so you select the part that best matches your requirement.

<p>P/N 9304 Standard Right Angle Banana Plug Fits standard or shrouded banana sockets</p>	<p>P/N 9301 Shrouded Right Angle Banana Plug Fits Amprobe and some Beckman</p>
<p>P/N 9302 Shrouded Right Angle Banana Plug Fits B&K, Beckman, Amprobe, HP, Fluke, Meterman and Greenlee</p>	<p>P/N 9309 Shrouded Right Angle Banana Socket Fits Simpson and Triplet</p>

TEST LEAD KITS

NOTE:

The following kits come with a red and black set of leads with a right angle banana plug or socket of your choice (see page 109) to a standard banana plug. Please see each individual chart for ordering information and to select the part that best matches your requirement.

TEST LEAD KIT 3508

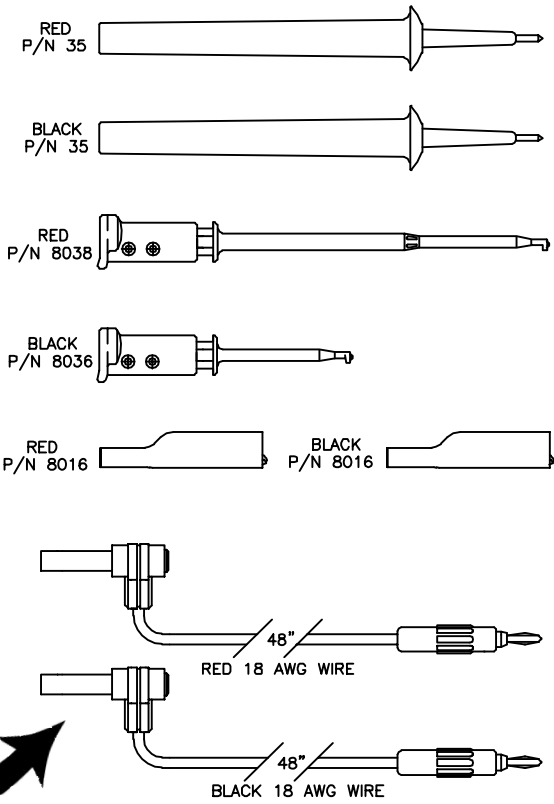
Part No.	Interface Description
3508-1	Test Kit: with Std. Right Angle Banana Plug (P/N 9304)
3508-2	Test Kit: with Shrouded Right Angle Banana Plug; fits Amprobe & some Beckman (P/N 9301)
3508-3	Test Kit: with Shrouded Right Angle Banana Plug; fits B&K, Beckman, Amprobe, HP, Fluke, Meterman, and Greenlee (P/N 9302)
3508-4	Test Kit: with Shrouded Right Angle Banana Socket; fits Simpson & Triplett (P/N 9309)

Kit is packaged in a reusable zipper bag.

Kit Components:

- 1 R/B set of leads with right angle banana plug or socket to standard banana plug. 18 AWG, 48" long PVC
- 1 R/B set of pin tip test probes
- 1 hypo-action mini-hook XL1 with banana socket, red
- 1 hypo-action mini-hook X100W with banana socket, black
- 1 R/B set of standard alligator clips with banana sockets

Select right angle banana style from chart on page 109.



TEST LEAD KIT 3509

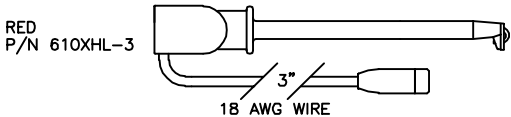
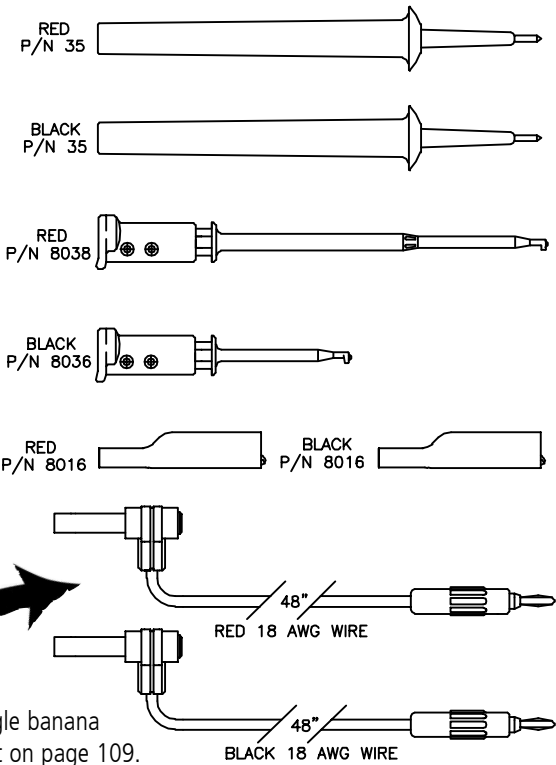
Part No.	Interface Description
3509-1	Test Kit: with Std. Right Angle Banana Plug (P/N 9304)
3509-2	Test Kit: with Shrouded Right Angle Banana Plug; fits Amprobe & some Beckman (P/N 9301)
3509-3	Test Kit: with Shrouded Right Angle Banana Plug; fits B&K, Beckman, Amprobe, HP, Fluke, Meterman, and Greenlee (P/N 9302)
3509-4	Test Kit: with Shrouded Right Angle Banana Socket; fits Simpson & Triplett (P/N 9309)

Kit is packaged in a reusable zipper bag.

Kit Components:

- 1 R/B set of leads with right angle banana plug or socket to standard banana plug. 18 AWG, 48" long PVC
- 1 macro-hook to standard banana socket, red
- 1 pin tip test probe, red
- 1 hypo-action mini-hook XL with banana socket, red
- 1 hypo-action mini-hook X100W with banana socket, black
- 1 R/B set of standard alligator clips with banana sockets

Select right angle banana style from chart on page 109.



DELUXE TEST LEAD KIT

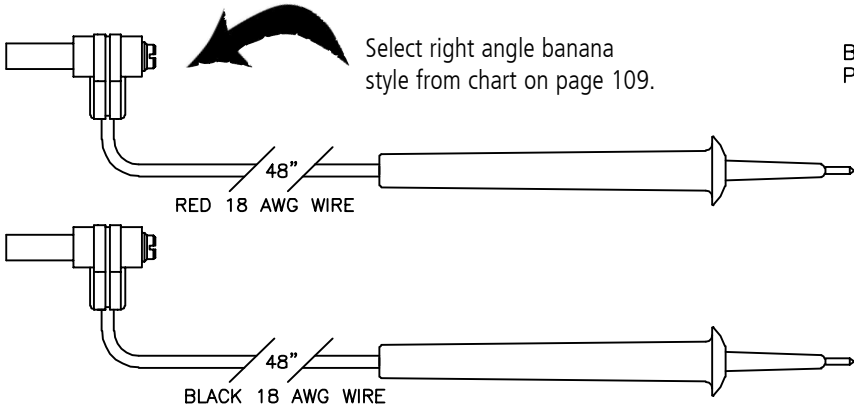


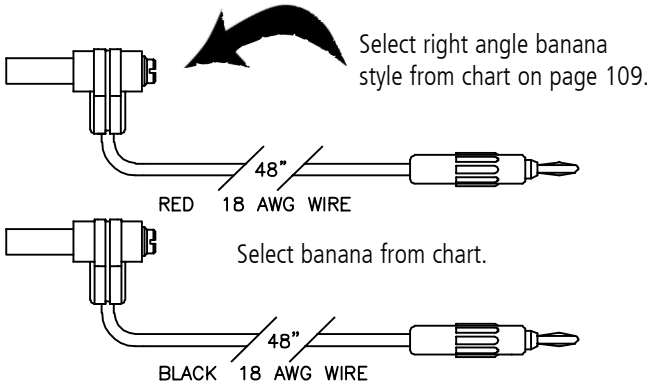
NOTE:

This kit comes with a red and black set of leads with a right angle banana plug or socket of your choice (see page 109) to a heavy duty standard banana plug, and another set to a pin tip test probe. Please see the chart for ordering information and to select the part that best matches your requirement.

DELUXE TEST LEAD KIT 3515

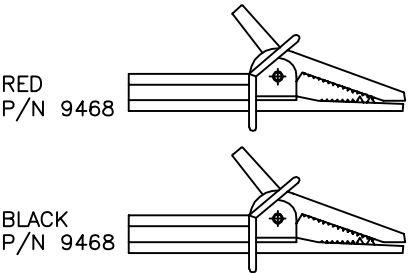
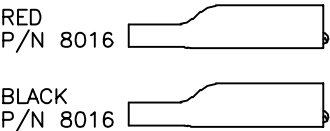
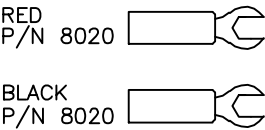
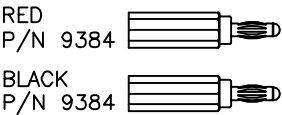
Part No.	Interface Description
3515-1	Test Kit: with Std. Right Angle Banana Plug (P/N 9304)
3515-2	Test Kit: with Shrouded Right Angle Banana Plug; fits Amprobe & some Beckman (P/N 9301)
3515-3	Test Kit: with Shrouded Right Angle Banana Plug; fits B&K, Beckman, Amprobe, HP, Fluke, Meterman, and Greenlee (P/N 9302)
3515-4	Test Kit: with Shrouded Right Angle Banana Socket; fits Simpson & Triplett (P/N 9309)

Kit is packaged in a reusable zipper bag.



Kit Components:

- 1 R/B set of leads with right angle banana plugs or sockets to heavy duty standard banana plug. 18 AWG, 48" long PVC
- 1 R/B set of leads with right angle banana plugs or sockets to pin tip test probes (see probe 30), 18 AWG, 48" long PVC
- 1 R/B set of hypo-action X100W mini-hooks with standard banana sockets
- 1 R/B set of needle tip test probes (see probe 36) with banana sockets
- 1 R/B set of standard banana plugs with banana sockets (accepts shrouded plugs)
- 1 R/B set of .250" spade lugs with banana sockets
- 1 R/B set of standard alligator clips with banana sockets
- 1 R/B set of large alligator clips with banana sockets (accepts shrouded plugs)



HOOK and LEAD ASSORTMENT TEST KITS

NOTE:

The following kits come with a red and black set of leads with a right angle banana plug or socket or your choice (see page 109) to a .025" square socket. This .025" square socket plugs in to the assortment of hooks provided with these kits. Please see each individual chart for ordering information and to select the part that best matches your requirement.

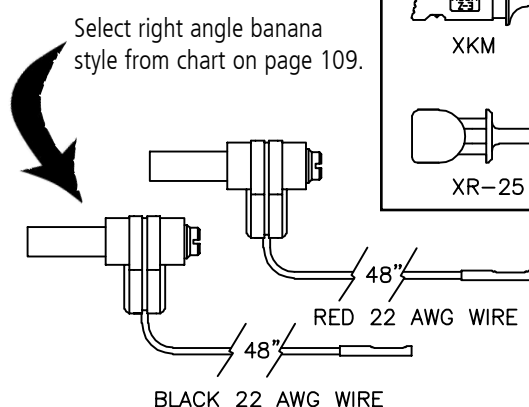
HOOK and LEAD ASSORTMENT KIT 3510

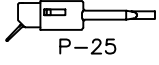
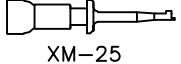
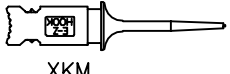
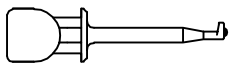
Part No.	Interface Description
3510-1	Test Kit: with Std. Right Angle Banana Plug (P/N 9304)
3510-2	Test Kit: with Shrouded Right Angle Banana Socket; fits Simpson & Triplett (P/N 9309)
3510-3	Test Kit: with Shrouded Right Angle Banana Plug; fits B&K, Beckman, Amprobe, HP, Fluke, Meterman, and Greenlee (P/N 9302)
3510-4	Test Kit: with Shrouded Right Angle Banana Plug; fits Amprobe & some Beckman (P/N 9301)

Kit is packaged in a reusable zipper bag.

Kit Components:

- 1 R/B set of leads with right angle banana plug or socket to .025" square socket, 22 AWG, 48" PVC
- 1 R/B set of P-25 hooks with .025" square pin
- 1 R/B set of XM-25 micro-hooks with .025" square pin
- 1 R/B set of XKM double grippers with .025" square pins
- 1 R/B set of XR-25 mini-hooks with .025" square pin



Each kit includes TWO of the following hooks. (RED, BLACK)	
	x2
	x2
	x2
	x2

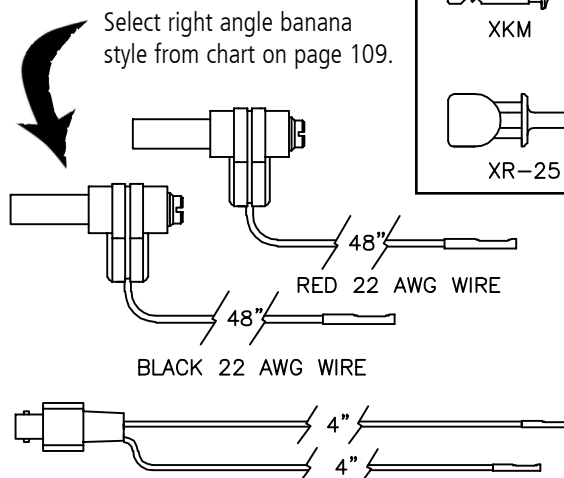
HOOK and LEAD ASSORTMENT KIT 3512

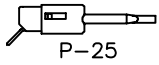
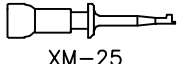
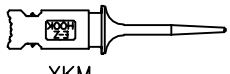
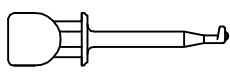
Part No.	Interface Description
3512-1	Test Kit: with Std. Right Angle Banana Plug (P/N 9304)
3512-2	Test Kit: with Shrouded Right Angle Banana Socket; fits Simpson & Triplett (P/N 9309)
3512-3	Test Kit: with Shrouded Right Angle Banana Plug; fits B&K, Beckman, Amprobe, HP, Fluke, Meterman, and Greenlee (P/N 9302)
3512-4	Test Kit: with Shrouded Right Angle Banana Plug; fits Amprobe & some Beckman (P/N 9301)

Kit is packaged in a reusable zipper bag.

Kit Components:

- 1 R/B set of leads with right angle banana plug or socket to .025" square socket, 22 AWG, 48" PVC
- 1 BNC female to .025" square sockets
- 1 R/B set of P-25 hooks with .025" square pin
- 1 R/B set of XM-25 micro-hooks with .025" square pin
- 1 R/B set of XKM double grippers with .025" square pins
- 1 R/B set of XR-25 mini-hooks with .025" square pin



Each kit includes TWO of the following hooks. (RED, BLACK)	
	x2
	x2
	x2
	x2

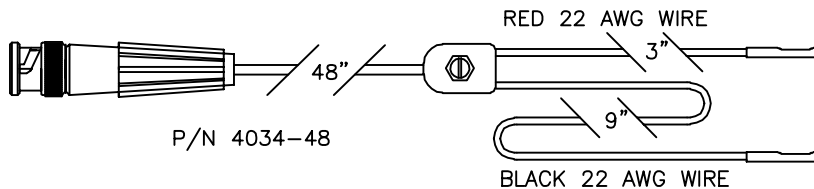
HOOK and CABLE ASSORTMENT KIT 3511

Part No.	Interface Description
3511	BNC Male 50 Ohm Connector

Kit is packaged in a reusable zipper bag.

Kit Components:

- 1 RG174 cable with BNC male to two .025" square socket leads; 48" long cable assembly (P/N 4034-48)
- 1 R/B set of P-25 hooks with .025" square pin
- 1 R/B set of XM-25 micro-hooks with .025" square pin
- 1 R/B set of XKM double grippers with .025" square pins
- 1 R/B set of XR-25 mini-hooks with .025" square pin



Each kit includes TWO of the following hooks. (RED, BLACK)		
	P-25	x2
	XM-25	x2
	XKM	x2
	XR-25	x2

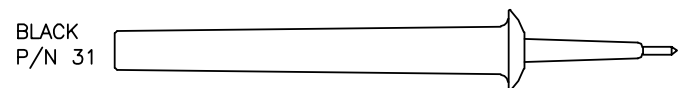
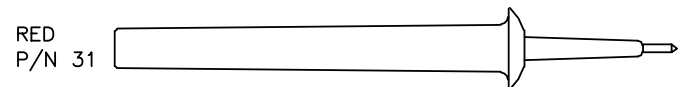
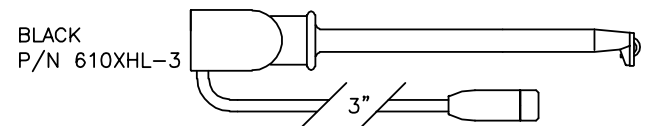
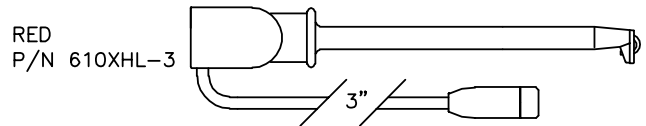

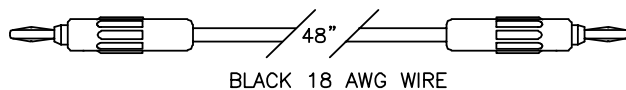
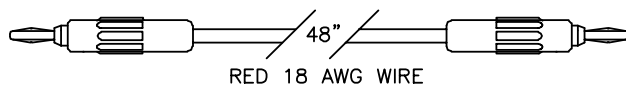
TEST LEAD KIT 3516

Part No.	Interface Description
3516	Test Lead Kit

Kit is packaged in a reusable zipper bag.

Kit Components:

- 1 R/B set of leads with standard banana plug to standard banana plug, 18 AWG, 48" long PVC (see p/n 9183-48)
- 1 R/B set of 610XHL-3 hooks
- 1 R/B set of pin tip test probes
- 1 R/B set of standard insulated alligator clips



E-Z-FLEX ADAPTER KITS

KIT NUMBER	COMPONENTS		
9099-0316	16-piece full set includes 1 Red, 1 Black of all 8 sockets and pins.		
SOCKET Part No.	PIN Part No.	DIAMETER	
9334	9338	.030" (.762mm)	
9335	9339	.040" (1.02mm)	
9336	9340	.062" (1.60mm)	
9337	9341	.094" (2.36mm)	

All 8 sockets and pins are available in colors red and black, and can be purchased individually. All pin and socket test adapters have a standard banana socket in the back.

Kit is packaged in a plastic box.

Refer to page 62 for more E-Z-Flex information.



AUTOMOTIVE TEST KITS

Part No.	Hook Style	Wire Type
3501	610XJL-3	18 AWG PVC
3502	410XJL-3	18 AWG Silicone
3503*	610XJL-3	18 AWG Coiled PVC

- 1 R/B set of 36" leads, standard banana plug to standard banana plug
- 1 144" lead, standard banana plug to standard banana plug ground extension lead, black
- 1 insulation piercing macro-hook to standard banana socket, red (P/N 610XJL-3)
- 1 pin tip test probe with banana socket, red (P/N 31)
- 1 R/B set of standard insulated alligator clips with banana sockets (P/N 8016)
- Kit packaged in nylon box



*If ordering coiled PVC, please note that the black ground lead will be provided with standard PVC.

Part No.	Hook Style	Wire Type
3601	XEL	18 AWG PVC
3602	XEL	18 AWG Silicone
3603*	XEL	18 AWG Coiled PVC

- 1 R/B set of 36" leads, standard banana plug to standard banana plug
- 1 144" lead, standard banana plug to standard banana plug ground extension lead, black
- 1 insulation piercing XEL hook with banana socket, red (P/N XEL)
- 1 pin tip test probe with banana socket, red (P/N 31)
- 1 R/B set of standard insulated alligator clips with banana sockets (P/N 8016)
- Kit packaged in nylon box



*If ordering coiled PVC, please note that the black ground lead will be provided with standard PVC.


DELUXE AUTOMOTIVE TEST KITS

Part No.	Hook Style	Wire Type	Deluxe Lead Set
3504	610XJL-3	18 AWG PVC	3519
3505	410XJL-3	18 AWG Silicone	3520
3604	XEL	18 AWG PVC	3519
3605	XEL	18 AWG Silicone	3520

- 1 R/B set of insulation piercing hooks with banana socket (select 610XJL-3 or XEL)
- 1 R/B set of pin tip test probes with banana sockets (P/N 31)
- 1 R/B set of standard insulated alligator clips with banana sockets (P/N 8016)
- 1 R/B set of heavy duty alligator clips with banana sockets (P/N 9468))
- 1 Deluxe Lead Set (includes 5 leads). Select PVC or Silicone wire. (See P/N 3519 & 3520)
- Kit packaged in nylon box



Kit provided with above components, deluxe lead set, and your choice of XJL or XEL hooks.



DELUXE LEAD SET

Part No.	Lead Wire Type	Includes:
3519	18 AWG PVC	9820-18R/B, 9820-48 R/B, 9183-144RED
3520	18 AWG Silicone	9897-18R/B, 9897-48 R/B, 9883SIL-144RED

Includes Five (5) Leads:

Two (2) right angle banana plugs to standard banana plugs, 18" long (1 red, 1 black); two (2) right angle banana plugs to standard banana plugs, 48" long (1 red, 1 black); one (1) standard banana plug to standard banana plug, 144" long (red). Select from standard PVC or silicone wire. Shrouded right angle banana plugs fit B&K, Beckman, Amprobe, HP, Fluke, Metorman, and Greenlee.



ALPHA NUMERICAL INDEX

FOR PART NUMBERS NOT LISTED IN THE INDEX, PLEASE CONTACT FACTORY.

PART NO.	PAGE NO.	PART NO.	PAGE NO.	PART NO.	PAGE NO.	PART NO.	PAGE NO.	PART NO.	PAGE NO.	PART NO.	PAGE NO.
AT-3	77	P303-(L)	05	XK	07	95-1-1	42	212XG	10	304XM	08
AT-6	77	P304-(L)	05	XK25SS	07	95-10-1	42	212XK	10	304XR	15
AT-10	77	P313-(L)	05	XKM	07	95-10-2	42	212XL1	18		
AT-14	77	P330-(L)	05	XL1	14	95-10-3	42	212XM	10	313W	15
AT-20	77			XL1-NM	14	95-10-1R	42	212XR	18	313XG	08
		P703-(L)	05	XL1A	14	95-SW-1	42	213W	15	313XK	08
AX1W	16	P704-(L)	05	XL1A-NM	14	95-SW-2	42	213XG	08	313XL1	15
AX632	35	P713-(L)	05	XL2	14	95-SW-3	42	213XK	08	313XM	08
AX633	35	P730-(L)	05	XL2-NM	14	95-SW-2-R	42	213XL1	15	313XR	15
AX634	35			XL2A	14	95-SW-2-HR	42	213XM	08		
AX640	37	PCB-PICO	58	XL2A-NM	14			213XR	15	404XEL	32
AX6W	20	PCB-S	58			201W	16			413XEL	32
AX6XL1	20	PCB-X100W	58	XM	06	201XG	09	216W	16	419XEL	33
AX6XR	20	PCB-XK	58	XM-NM	06	201XK	09	216XG	09	433XEL	33
AXEL	33	PCB-XM	58	XXM	06	201XL1	16	216XK	09	434XEL	33
AXELC	33	PE-93	70	XM25	06	201XM	09	216XL1	16		
AXEL4	33	PLA-PICO	58	XM25SS	06	201XR	16	216XM	09	601W	19
AXG	09	PLA-S	58					216XR	16	601XH	24
AXH	25	PLA-X100W	58	XP1	21	202W	17			601XHL	24
AXHL	25	PLA-XK	58	XP1-NM	21	202XG	09	219W	15	601XJ	29
AXJ	29	PLA-XM	58	XP2	21	202XK	09	219XG	10	601XL	29
AXJL	29			XP2-NM	21	202XL1	17	219XK	10	601XL1	19
AXK	09	SE250N	71	XPL1	21	202XM	09	219XL1	15	601XP	22
AXL1	16	SE500N	71	XPL1-NM	21	202XR	17	219XM	10	601XPC	22
AXM	09	SE750N	71	XPL2	21			219XR	15	601XPL	22
AXR	16	SE250P	71	XPL2-NM	21	203W	17			601XPLC	22
		SE500P	71			203XG	10	220W	11	601XR	19
		SE750P	71	XR	13	203XK	10	220XL1	11	602W	20
BX1W	16			XR-NM	13	203XL1	17	221XL1	18	602XL1	20
BX632	35	SNS-24	108	XRA	13	203XM	10			602XR	20
BX633	35			XRA-NM	13	203XR	17	229W	16		
BX634	35	SR58	106	XR25	13			229XG	11	604W	18
BX640	37	SR59	106	XR25-NM	13	204W	15	229XK	11	604XEL	32
BX6W	19	SR174	106	XRZ	13	204XG	08	229XL1	16	604XELC	32
BX6XL1	19					204XK	08	229XM	11	604XH	24
BX6XR	19					204XL1	15	229XR	16	604XHL	24
BXEL	32	T-20	70	Y1000	106	204XM	08			604XJ	28
BXELC	32	TE-50	76	Y1000-2	106	204XR	15	230W	17	604XL	28
BXEL4	32	TE-75	77	Y1000-5	107			230XG	10	604XL1	18
BXG	08			Y3000	106			230XK	10	604XR	18
BXH	24	WB6	107			205W	16	230XL1	17		
BXHL	24	WB14	107	30,31,34,35	34	205XG	09	230XM	10	605W	19
BXJ	28			32,33,36,37	34	205XK	09	230XR	17	605XH	25
BXJL	28	X100W	12	40	37	205XL1	16			605XHL	25
BXK	08	X100W-NM	12	62,63,65,66	39	205XM	09	280	46	605XJ	29
BXL1	16	X100WA	12			205XR	16	280M	46	605XJL	29
BXM	08	X100WA-NM	12	80-1	70			281	46	605XL1	19
BXR	16	X100WX	12	80-7	70	206W	17	281M	46	605XR	19
		X100WXH	12	80-11	70	206XG	09	282	47	606W	20
CX1W	16	X100W2	12	80-16	70	206XK	09	282M	47	606XH	25
CXG	09	X100W2-NM	12	80-25	70	206XL1	17	283	47	606XHL	25
CXK	09	X100W2A	12	81-1	68	206XM	09	283M	47	606XJ	29
CXL1	16	X100W2A-NM	12	82-2	68	206XR	17	284	46	606XJL	29
CXM	09			83-8	68			284M	46	606XL1	20
CXR	16	X2006	108	84-1	68	208W	18	285	47	606XR	20
		X2007	108	86-1	68	208XG	11	285M	47		
DB500	61	X2007-1	108			208XK	11	286	47	610W	20
DB750	61	X2007-2	108	90-0010	41	208XL1	18	286M	47	610XL1	20
		X2007-3	108	90-1-1	41	208XM	11	288	48	610XR	20
L2	57			90-1-2	41	208XR	18	288M	48	611W	20
L3	57	X2015	03	90-1-3	41			289	48	611XL1	20
L4	57			90-10-1	41	209XG	11	289M	48	611XR	20
L5	57	XCH	23	90-10-2	41	209XK	11			612W	20
L6	57	XCHL	23	90-10-3	41	209XM	11	290	47	612XL1	20
LT2	57	XD	23	90-10-1-R	41			290M	47	612XR	20
LT3	57	XDL	23	90-10-2-R	41	210W	17				
LT4	57			90-10-3-R	41	210XG	10	291	47		
LT5	57	XEL	31	90-10-1-H	41	210XK	10	291M	47	613W	18
LT6	57	XEP	26	90-10-2-H	41	210XL1	17	292	48	613XEL	32
		XEPA	26	90-10-3-H	41	210XM	10	292M	48	613XELC	32
MHA	58			90-10-1-HR	41	210XR	17	293	46	613XH	24
MLA	58	XG25	06	90-10-2-HR	41			293M	46	613XHL	24
		XG31	06	90-100-2	41	211W	17			613XJ	28
M-100	107	XG40	06	90-100-2-A	41	211XG	10	300-14	57	613XJL	28
M-187	107			90-SW-1	41	211XK	10	300-16	57	613XL1	18
M-218	107	XH	23	90-SW-2	41	211XL1	17			613XP	22
		XHL	23	90-SW-3	41	211XM	10	304W	15	613XPC	22
P25	04	XJ	27			211XR	17	304XG	08	613XPL	22
P25NM	04	XJL	27	95-0010	42			304XK	08	613XPLC	22
P25SS	04			95-0012	42	212W	18	304XL1	15	613XR	18

ALPHA NUMERICAL INDEX

FOR PART NUMBERS NOT LISTED IN THE INDEX, PLEASE CONTACT FACTORY.

PART NO.	PAGE NO.	PART NO.	PAGE NO.	PART NO.	PAGE NO.	PART NO.	PAGE NO.	PART NO.	PAGE NO.	PART NO.	PAGE NO.
619W	18	680PR	50	1010XK	91	1301	105	2528M	99	4021XM	87
619XEL	33	681/681M	46	1010XL1	92	1311	104	2529	99	4024	86
619XELC	33	681P	50	1010XL2	92	1312	104	2529M	99	4025	86
619XH	24	681PR	50	1010XM	91	1319	104	2603	103	4026	85
619XHL	24	682/682M	47	1010XR	92	1325	104	2605	97	4028	103
619XJ	28	682P	50			1326	104			4028M	103
619XJL	28	682PR	50	1011-F	91	1327	103	2620	96	4029	88
619XL1	18	683/683M	47	1011-M	93	1355	105	2620XK	97	4029M	88
619XR	18	684/684M	46	1012	92	1356	105	2620XM	96	4034	88
		684P	49	1013	92	1357	103	2620XR	96	4046	86
		684PR	49	1014	92						
632W	19	685/685M	47	1015-F	91	1426	86	2621	96	4050XK	95
632XH	25	685P	50	1015-M	93	1504	85	2621XK	97	4050XM	94
632XHL	25	685PR	50	1016	93	1626	86	2621XM	96	4051XK	95
632XJ	29	686/686M	47	1016M	92	1627	86	2621XR	96	4051XM	94
632XL1	19	686P	50	1017-6	93	1724	86			4058	103
632XR	19	686PR	50	1017-25	93	1725	86	2626	96	4059	95
		688/688M	48	1018	93	1726	85	2628	97	4059M	95
		688P	51	1019	92			2628M	97		
633W	19	688PR	51			2020	87	2629	97	4080	40
633XEL	33			1020	87	2020XH	88	2629M	97	4081	40
633XELC	33			1020XH	88	2020XK	87			4082	40
633XH	25	689/689M	48	1020XK	87	2020XL1	87	3020	98	4083	40
633XHL	25	690/690M	47	1020XL1	87	2020XM	87	3020XK	99	4084	40
633XJ	29	691/691M	47	1020XM	87	2020XR	88	3020XM	98	4085	40
633XJL	29	691P	51	1020XR	88			3020XR	98		
633XL1	19	691PR	51			2021	87			4126	86
633XR	19	692/692M	48	1021	87	2021XH	88	3021	98	4127	86
		693/693M	46	1021XH	88	2021XK	87	3021XK	99	4146	86
634W	19	693P	50	1021XK	87	2021XL1	87	3021XM	98	4155	105
634XEL	33	693PR	50	1021XL1	87	2021XM	87	3021XR	98	4156	105
634XELC	33			1021XM	87	2021XR	88				
634XH	25	703W	17	1021XR	88			3029	99	4222	85
634XHL	25	703XG	10			2024	86	3029M	99	4223	88
634XJ	30	703XK	10	1024	86	2025	86			4224	88
634XJL	30	703XL1	17	1025	86	2026	85	3050	94		
634XL1	19	703XM	10	1026	85	2028	103	3050XH	95	4326	105
634XR	19	703XR	17	1027	103	2029	88	3050XK	95	4426	86
				1028	103	2029M	88	3050XL1	94		
635W	19	704XG	08	1029	88	2034	88	3050XM	94	4524	105
635XH	25	704XK	08	1029M	88			3050XR	95	4525	105
635XHL	25	704XM	08			2050	94			4526	105
635XJ	30			1034	88	2050XH	95	3051	94	4527	103
635XJL	30	713XG	08	1036	105	2050XK	95	3051XH	95	4528	104
635XL1	19	713XK	08	1037	104	2050XL1	94	3051XK	95		
635XR	19	713XM	08			2050XM	94	3051XL1	94	4724	86
		718XM	11	1045	86	2050XR	95	3051XM	94	4725	86
636W	20			1046	86	2051	94	3051XR	95	4726	85
636XH	25	730W	17			2051XH	95			4727	86
636XHL	25	730XG	10	1050	94	2051XK	95	3056	94	4756	86
636XJ	30	730XK	10	1050XH	95	2051XL1	94	3059	95		
636XJL	30	730XL1	17	1050XK	95	2051XM	94	3059M	95	5003	101
636XL1	20	730XM	10	1050XL1	94	2051XR	95			5003F	101
636XR	20	730XR	17	1050XM	94			3252	94	5005	100
				1050XR	95	2056	94			5005F	100
658	35	1001	89	1051	94	2059	95	3501	114	5020	102
659	35	1001W2	89	1051XH	95	2059M	95	3502	114	5020F	102
		1001XH	90	1051XK	95			3503	114	5023	100
660	35	1001XHL	89	1051XL1	94	2222	85	3504	114	5023F	100
661	36	1001XK	89	1051XM	94	2223	88	3505	114	5025	102
662	35	1001XL1	89	1051XR	95	2224	88	3508	110	5026	102
663	36	1001XL2	89			2252	94	3509	110	5028	101
664	36	1001XM	89	1056	94			3510	112	5028F	101
665	36	1001XR	89	1059	95	2426	86	3511	113	5028FM	101
666	36	1002	89	1059M	95			3512	112	5028M	101
667	36	1003	90			2502	98	3515	111		
668	36	1004	90	1126	86	2503	99	3516	113	6125	104
669	36	1005	90	1127	86	2507	95	3519	114	6126	104
		1006	90	1136	104			3520	114	6155	104
672P	51	1006M	89	1145	86	2520	98			6156	104
672PR	51	1007-6	91	1146	86	2520XK	99	3601	114	6222	85
673P	51	1007-25	91	1155	105	2520XM	98	3602	114	6223	88
673PR	51	1008	90	1156	105	2520XR	98	3603	114	6224	88
674P	51	1009	90			2521	98	3604	114	6245	86
674PR	51	1009M	90	1222	85	2521XK	99	3605	114	6246	86
676P	51			1223	88	2521XM	98			6252	94
676PR	51	1010	91	1224	88	2521XR	98	4020XK	87		
		1010W2	91	1252	94			4020XM	87	7022	86
680/680M	46	1010XH	92			2528	99	4021XK	87	7026	86
680P	50	1010XHL	91								

ALPHA NUMERICAL INDEX

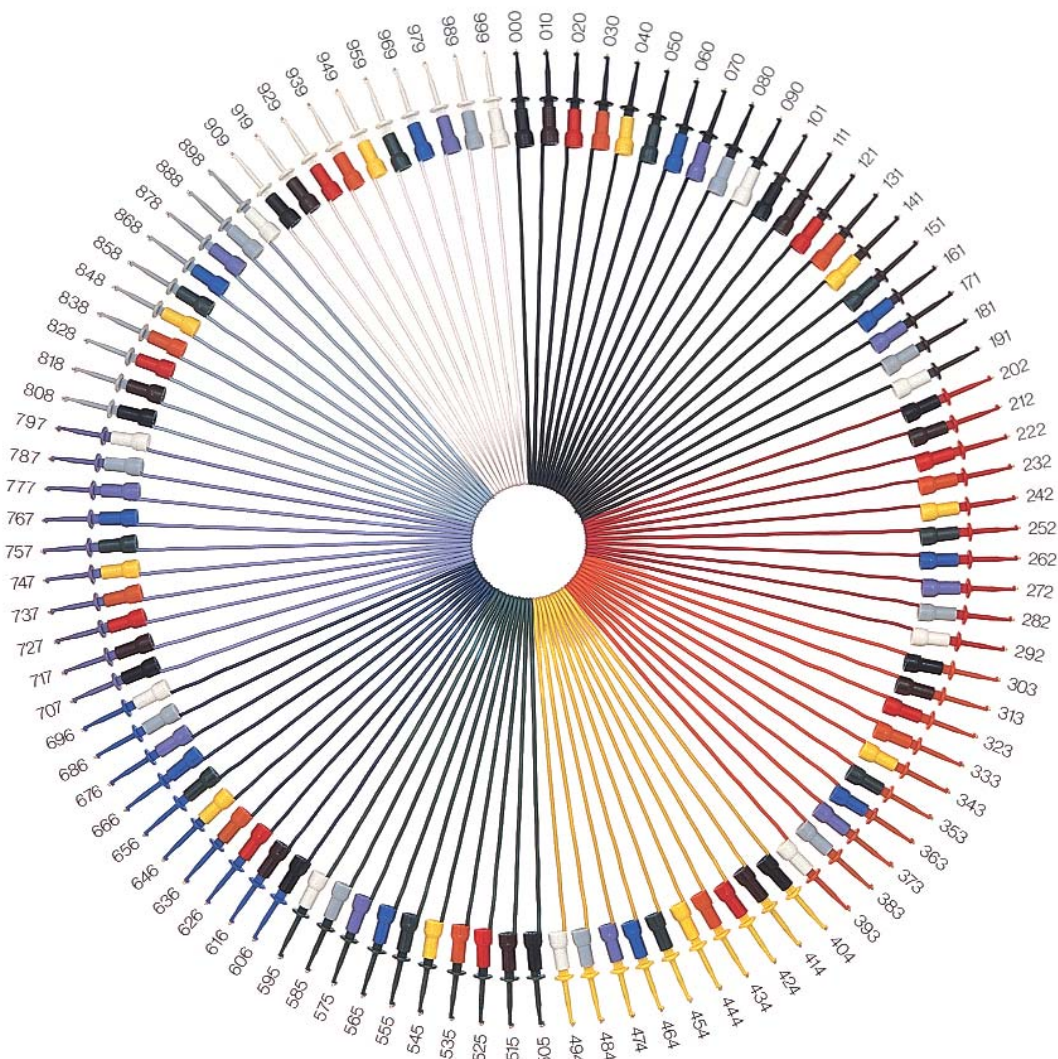
FOR PART NUMBERS NOT LISTED IN THE INDEX, PLEASE CONTACT FACTORY.

PART NO.	PAGE NO.	PART NO.	PAGE NO.	PART NO.	PAGE NO.	PART NO.	PAGE NO.	PART NO.	PAGE NO.	PART NO.	PAGE NO.
7426	86	8206	62	8924	78	9220	76	9328	78	9808	53
7522	85	8207	65	8925	75	9224	76	9329	84	9813	55
7524	86	8208	39	8926	75	9225	82	9330	84	9818	55
7525	86			8927	75	9226	82	9334	62	9819	48
7526	85	8324	71	8928	75	9230	75	9335	62	9820	55
7545	86	8350T	71	8929	77	9231	75	9336	62	9821	55
7546	86	8350PE	71	8931	80	9232	76	9337	62	9832	56
7583	105	8424	71	8932	80	9233	75	9338	62	9834	56
7724	86	8450PE	71	8933	80	9233PC	75	9339	62	9837	55
7725	86	8450T	71	8934	83	9234	75	9340	62	9844	52
7726	85			8935	83	9237	76	9341	62	9850	53
		8607	69	8936	80	9238	76	9343	81	9851	56
8001	21					9239	76	9344	81		
8002	21	8701	67	9001	83			9345	81	9860	52
8003	21	8702	67	9029	93	9240	79	9346	81	9861	52
8004	21	8703	67	9029-M	93	9241	79	9349	76	9862	53
8005	21	8704	67	9047	83	9242	79			9863	53
8006	21	8705	67	9048	83	9243	79	9350	49	9864	53
8007	21	8706	67	9099-0316	113	9244	83	9351	49	9866	53
8008	21	8707	67			9245	77	9352	49	9867	52
		8709	67	9101	56	9246	77	9383	59	9868	53
8011	64	8710	67	9102	56	9247	77	9384	64	9869	53
8012	64	8713	67	9103	56	9248	82	9385	61	9870	52
8013	82	8714	67	9104	56	9249	79	9386	60	9872	53
8014	45	8715	67	9105	54			9387	62	9873	55
8015	45	8716	67	9106	54	9250	63	9388	60	9873-SIL	55
8016	44			9107	54	9251	62	9398	37	9887	52
8017	45	8901	74	9108	54	9252	62	9399	37		
8018	64	8901B	74	9108H	54	9257	75	9400	37	9902	54
		8901W	74	9109	54	9258	63			9915	48
8020	61	8901WB	74	9110	52	9259	63	9401	66	9921	56
8023	64	8902	74	9111	54			9402	66	9922	56
8029	64	8902B	74			9260	59	9405	65	9923	56
		8902W	74	9120	52	9261	59	9406	66	9924	53
8030	64	8902WB	74	9121	52	9265	63	9407	66	9929	54
8031	64	8903	74	9122	52	9265-HS	63	9408	65		
8032	64	8903B	74	9124	56	9267	75	9409	84	60132	35
8033	64	8903W	74	9125	56			9410	84	60133	35
8035	63	8903WB	74	9126	56	9270	44	9411	84	60134	35
8036	22	8904	80	9128	54	9271	44	9412	84	60140	37
8037	22	8905	74	9133	56	9272	44	9413	84	60232	36
8038	22	8905B	74	9137	54	9273	44	9414	82	60233	36
8039	82	8905W	74	9138	55	9274	44	9415	82	60234	36
		8905WB	74	9139	55	9275	44	9416	84	60240	37
8040	45	8906	74					9417	84	60532	35
8046	64	8906B	74	9140	55	9280	66	9418	82	60533	35
8047	45	8906W	74	9141	55	9281	66	9430	62	60534	35
8048	44	8906WB	74	9142	54	9282	66	9431	45	60540	37
		8907	74	9149	53	9283	65	9432	45	60632	36
8101	69	8907B	74	9163	53	9284	65	9433	45	60633	36
8102	69	8907W	74	9166	52	9286	39	9468	45	60634	36
8103	69	8907WB	74	9167	53	9287	39			60640	38
8104	69	8908	74	9168	53	9288	45	9501	72		
8105	69	8908B	74	9169	52	9298	83	9504	72	61032	36
8106	69	8908W	74	9170	52			9505	72	61033	36
8107	69	8908WB	74	9171	53	9301	60	9506	72	61034	36
8108	69			9172	53	9302	60	9507	72	61040	38
		8909	77	9173	53	9304	60	9508	72	61932	36
8124	71	8910	77	9174	53	9305	60	9509	72	61933	36
8150PE	71	8911	79	9175	52	9306	60	9510	72	61934	36
8150T	71	8911B	79	9183	54	9307	60	9527	72	61940	38
8161	70	8911W	79			9309	62				
8162	70	8911WB	79	9201	63			9601	73	63132	36
8163	70	8913	74	9202	59	9311	78	9610	73	63133	36
8164	70	8913B	74	9203	59	9312	78	9611	73	63134	36
8165	70	8913W	74	9204	63	9313	78	9620	73	63140	38
8166	70	8913WB	74	9205	63	9314	78	9621	73	63232	36
8167	70	8914	74	9205-HS	63	9315	83	9622	73	63233	36
8168	70	8914B	74	9206	59	9316	80	9630	73	63234	36
8169	70	8914W	74	9207	63	9317	80	9640	73	63240	38
8170	70	8914WB	74	9208	61	9318	80	9641	73	63332	36
8171	65			9209	61			9650	73	63333	36
8172	65	8916	76	9210	62	9320	96	9660	73	63334	36
		8917	80	9211	63	9322	98	9661	73	63340	38
8201	59	8918	78	9212	63	9323	83	9662	73	63432	36
8202	39	8920	75	9213	59	9324	83	9670	73	63433	36
8203	39	8921	77	9214	59	9325	84	9675	73	63434	36
8204	60	8922	77	9216	83	9326	83	9704	72	63440	38
8205	60	8923	78	9218	65	9327	83	9706	72		

NOTES

KILO-COLOR™

1000 COLOR-COMBINATIONS TO CHOOSE FROM
(Every tenth number illustrated below)

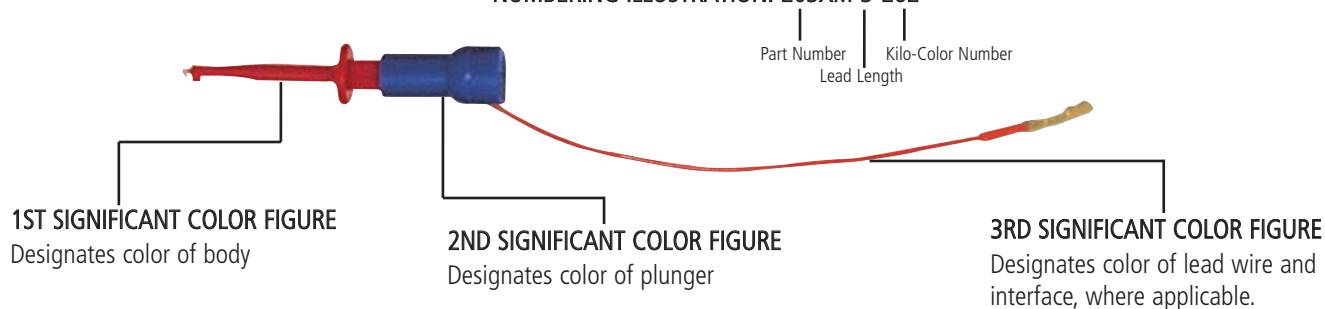


Kilo-Color allows you to specify any of 1000 color combinations in any of the basic E-Z-Hooks shown in this catalog.

TO ORDER KILO-COLOR: Simply add the color code numbers necessary to create the desired color combination to the complete part number found in the catalog.

KILO-COLOR EXAMPLE: Shown with E-Z-Micro-Hook to .025" square socket.

NUMBERING ILLUSTRATION: 203XM-3-262



COLOR CODE and CHART*

0=BLACK	2=RED	4=YELLOW	6=BLUE	8=GRAY
1=BROWN	3=ORANGE	5=GREEN	7=VIOLET	9=WHITE

*Exact color may vary